

Join the TCC Zoom Meeting

Click Link:

<https://us02web.zoom.us/j/85149766312?pwd=VTVkeXdNZHMwTlRVM2k1U0dXci9OUT09>

Meeting ID: 851 4976 6312

Password: 908417

One tap mobile

+**16468769923**,,85149766312#,,1#,908417# US (New York)

+13017158592,,85149766312#,,1#,908417# US (Germantown)

Dial by your location

+1 646 876 9923 US (New York)

+1 301 715 8592 US (Germantown)

+1 312 626 6799 US (Chicago)

+1 253 215 8782 US (Tacoma)

+1 346 248 7799 US (Houston)

+1 408 638 0968 US (San Jose)

+1 669 900 6833 US (San Jose)

Meeting ID: 851 4976 6312

Password: 908417

Find your local number: <https://us02web.zoom.us/j/kuDQpkYhG>



**TECHNICAL COORDINATING
COMMITTEE (TCC) MEETING
AGENDA**

MAY 27, 2020 – 2:00 p.m.

Virtual Meeting

THE PLANNING COUNCIL AND METROPOLITAN PLANNING ORGANIZATION FOR PINELLAS COUNTY

- 1. CALL TO ORDER AND INTRODUCTIONS**
- 2. APPROVAL OF MEETING SUMMARY**
- 3. TRANSPORTATION IMPROVEMENT PROGRAM AMENDMENTS**
- 4. ADOPTION OF THE TRANSPORTATION IMPROVEMENT PROGRAM**
- 5. REGIONAL APPROACH TO TRANSPORTATION SYSTEMS MANAGEMENT AND OPERATIONS (TSMO)**
- 6. TRANSPORTATION IMPACTS OF COVID-19**
- 7. PRIORITIZATION PROCESS FOR MULTIMODAL PROJECT PRIORITY LIST**
- 8. PROJECTS FOR POTENTIAL STIMULUS FUNDING**
- 9. INFORMATIONAL ITEMS**
 - A. SPOTLight Emphasis Areas Update**
 - B. Traffic Fatalities Map**
 - C. Tentative Future Agenda Topics**
- 10. OTHER BUSINESS**
- 11. ADJOURNMENT**

NEXT MEETING – JUNE 24, 2020

Public participation is solicited without regard to race, color, national origin, age, sex, religion, disability, or family status. Persons who require special accommodations under the Americans with Disabilities Act or persons who require translation services (free of charge) should contact the Office of Human Rights, 400 South Fort Harrison Avenue, Suite 300, Clearwater, Florida 33756; [(727) 464-4062 (V/TDD)] at least seven days prior to the meeting.

Appeals: Certain public meetings result in actions taken by the public board, commission or agency that may be appealed; in such case persons are advised that, if they decide to appeal any decision made at a public meeting/hearing, they will need a record of the proceedings, and, for such purposes, they may need to ensure that a verbatim record of the proceedings is made, which record includes the testimony and evidence upon which the appeal is to be based.

Technical Coordinating Committee – May 27, 2020

2. Approval of Meeting Summary



SUMMARY

The meeting summaries for the April 22, 2020 meeting are attached for review and approval.

ATTACHMENT(S): TCC Meeting Summary – April 22, 2020

ACTION: Provide recommendation regarding meeting summary.

**SUMMARY OF THE
TECHNICAL COORDINATING COMMITTEE MEETING
APRIL 22, 2020**

The following is a summary of Forward Pinellas' Technical Coordinating Committee meeting held on April 22, 2020. This was a Zoom Virtual Meeting, using the Forward Pinellas Zoom platform.

Members Present

Joan Rice, Chair	Pinellas County Public Works Traffic
Heather Sobush, Vice Chair	PSTA
Evan Birk	City of St. Petersburg Engineering and Capital Improvements
Joseph Camera	Pinellas County Schools-Transportation
Cheryl Stacks	City of St. Petersburg – Transportation and Parking
Brian Ellis	TBRPC – By Phone
Mark Ely	City of Seminole
Russell Ferlita	City of Dunedin Engineering
Brent Hall	Pinellas County Public Works Engineering
Brandon Henry	City of Safety Harbor
Roger Johnson	City of Clearwater Engineering
Caroline Lanford	Pinellas County Planning
Cory Martens	City of Clearwater Traffic
Patricia McNeese	City of Tarpon Springs
Michele Parisano	City of Oldsmar
Brian Pessaro	TBARTA
Rick Perez	City of Largo Planning
Derrek Reeves	City of Pinellas Park
Frances Leong Sharp	City of Dunedin Planning
Barry Westmark	City of Largo Engineering
Tom Whalen	City of St. Petersburg Planning and Eco. Dev.

Members Absent

Bob Bray	City of Treasure Island
Hetty Harmon	City of Indian Rocks Beach
Dan Hubbard	City of Pinellas Park Stormwater &Transp.
Lauren Matzke	City of Clearwater Planning
Sheila Schneider	Pinellas County Air Quality
Mike Taylor	City of Gulfport
Wesley Wright	City of St. Pete Beach

Others Present

Jensen Hackett	FDOT
Autumn Westermann	Pinellas County Schools-Transportation
Scott Pringle	WSP, TBARTA Presenter
Kris Milster	Traffic Technology Services
Laura Herrscher	Patel-Green & Associates
Gina Harvey	Pinellas County Public Works Traffic
Tom Washburn	Pinellas County Public Works Traffic
Marty Morlan	AIM Engineering and Surveying
Kevin Jackson	City of St. Petersburg
Whit Blanton	Forward Pinellas
Al Bartolotta	Forward Pinellas
Rodney Chatman	Forward Pinellas
Chelsea Favero	Forward Pinellas
Sarah Caper	Forward Pinellas
Robert Feigel	Forward Pinellas
Jared Austin	Forward Pinellas
Maria Kelly	Forward Pinellas

1. CALL TO ORDER

Chair Joan Rice called the meeting to order at 2:00 p.m. Chelsea Favero reviewed the Zoom meeting guidelines and the attendees were announced by Ms. Maria Kelly, there were 38 attendees.

2. APPROVAL OF SUMMARY

The summary of the February 26, 2020 meeting was approved with no corrections.

3. FY 2019/20 – FY 2023/24 TRANSPORTATION IMPROVEMENT PROGRAM (TIP) AMENDMENT

Jaren Austin, Forward Pinellas staff, presented a Transportation Improvement Program (TIP) modification for the current 2019/20-2023/24 Transportation Improvement Program. Forward Pinellas receives state and federal grant funding through the Florida Department of Transportation (FDOT) on a two-year Unified Planning Work Program (UPWP). Every two years, the UPWP reviews its funding, current and anticipated projects and associated timing. Any funds left over in the current fiscal year that would be used after July 1, need to be “deobligated”. This adjustment will move the funds from the current fiscal year and move them into the new fiscal year. These changes have already been accounted for in the UPWP but must now be reflected in the TIP. In addition, the TIP must reflect the adjusted PL amounts Forward Pinellas will receive in the UPWP regardless of the deobligation. A motion was made by Brent Hall to recommend approval to the Forward Pinellas Board. It was seconded by Heather Sobush and passed with a unanimous vote.

4. ANNUAL ADOPTION OF PRIORITIES

Chelsea Favero, Forward Pinellas staff, reviewed the updated Annual Adoption of Priorities with the committee. With the development of the new draft Work Program and the completion of some projects on the current list, it is necessary to update the multimodal priority list. Once adopted, these priorities will be transmitted to FDOT for consideration in the development of the next five-year work program. Since the last update in 2019, three projects were allocated funding for implementation and are being moved from the “unfunded” section. Several projects, including one complete streets construction project, and a bicycle pedestrian project are being added as well as updating several project descriptions. Projects being proposed for addition to the list are in support of the implementation of Advantage Pinellas. The Transportation Alternatives (TA) Program Priority list was approved by the committee at the March meeting but was reviewed as well to remind committee members of the proposed changes to that list. It was noted that no action was needed on the TA list at this time. Questions were taken and appropriately answered. Roger Johnson made a motion to recommend approval of the Multimodal Priority List to the Forward Pinellas Board. It was seconded by Tom Whalen and passed with a unanimous vote.

5. TBARTA REGIONAL RAPID TRANSIT PROJECT

Mr. Brian Pessaro, TBARTA Principal Planner and Mr. Scott Pringle with WSP, shared a power point presentation with the committee on the TBARTA Regional Rapid Transit project. The Tampa Bay Regional Transit Authority (TBARTA) has been conducting a Project Development and Environment (PD&E) Study for the Regional Rapid Transit (RRT) project. The RRT is a planned 41-mile bus rapid transit system that will operate on I-275 in Hillsborough, Pasco, and Pinellas counties with service from Wesley Chapel to downtown Saint Petersburg. The purpose of this project is to provide transportation for cross county commuters. This project began in May 2019 and should be completed in by the summer of 2021. The TBARTA Board has approved 13 recommended station areas and directed WSP, the study consultant, to evaluate in greater detail five alignment alternatives. In March, TBARTA hosted a series of station charrettes where members of the public provided input on the preferred station typologies, features, and locations. Questions were taken and appropriately answered.

6. PUBLIC PARTICIPATION RESOLUTION

Mr. Al Bartolotta, Forward Pinellas Planning Division Manager, addressed the committee regarding the Public Participation Plan Amendment. This amendment has been drafted for action by the Forward Pinellas Board for addressing public participation during the COVID-19 pandemic. The resolution supports the use of alternative public involvement strategies that allow advisory committee meetings to be held virtually. It also supports the employment of these strategies to provide opportunities for public feedback on Forward Pinellas plans and programs. The resolution applies to the interim period while public safety directives associated with the COVID-19 virus are in effect. It will be presented to the Forward Pinellas Board at their next meeting on May 13, 2020. Questions were taken and appropriately answered.

7. FORWARD PINELLAS ANNUAL CERTIFICATION

Mr. Bartolotta reviewed the Annual Certification with the committee. As the metropolitan planning agency (MPO) for Pinellas County, and are subject to an annual joint certification review with FDOT District 7 office. The purpose of the certification review is to ensure that Forward Pinellas is in compliance with federal and state requirements governing MPO planning processes. The certification review for 2019 was conducted on March 10, 2020 and Forward Pinellas was found to be in compliance with state and federal requirements. A motion was made by Cheryl Stacks for the Forward Pinellas Board to approve the Annual Certification. It was seconded by Rick Perez and passed with a unanimous vote. Questions were taken and appropriately answered.

8. INFORMATIONAL ITEMS

- A. SPOTlight Emphasis Areas update.
- B. Board Action Sheets – March 11, 2020 summary was provided.
- C. Traffic Fatalities Map – attached
- D. Tentative Future Agenda Topics

9. OTHER BUSINESS

The next meeting May 27, 2020

10. ADJOURNMENT – 3:40 pm

Technical Coordinating Committee – May 27, 2020

3. Transportation Improvement Program (TIP) Amendments

SUMMARY

There are no proposed TIP amendments scheduled for this meeting. However, if the need for a TIP amendment(s) arises following the mailing of the agenda packet, the Florida Department of Transportation (FDOT) will present the proposed amendment(s) under this agenda item.

ATTACHMENT(S): (Any proposed TIP amendment forms will be provided at the meeting)

ACTION: Provide a recommendation to the Board for TIP amendments (if any)

SUMMARY

Forward Pinellas is required to adopt a fiscal year FY 2020/21 - FY 2024/25 Transportation Improvement Program (TIP) by July 1, 2020 for the county to receive state and federal funding for transportation projects. The TIP contains project descriptions, schedules, and corresponding funding allocations regarding scheduled transportation improvement projects for the 25 local governments of Pinellas County, the Pinellas Suncoast Transit Authority (PSTA), local airports, and the Port of St. Petersburg. The projects include new construction, reconstruction, capital purchases, and maintenance work associated with roads, sidewalks, trails, transit services, airports, the Port of St. Petersburg, and the Transportation Disadvantaged Program. Projects included in the TIP for state and federal funding must be in the adopted Long-Range Transportation Plan.

The annual TIP adoption process involves incorporating the attached Florida Department of Transportation (FDOT) FY 2020/21 – FY 2024/25 Final Tentative Work Program into the TIP. The FDOT Work Program includes a five-year schedule of state and federally-funded transportation projects, including new projects introduced in the fifth year (2024/2025). At its November 11, 2019 meeting, the Forward Pinellas Board approved the draft version of this document.

ATTACHMENT(S):

- FDOT Road Project Maps: Capacity Projects
- FDOT Road Project Maps: Preservation Projects
- FDOT FY 2020/21-FY 2024/25 Final Tentative Work Program
- Summary Table of Road Projects: FY 2020/21-2024/25
- FDOT Bike/Ped Projects Map: Bicycle Pedestrian Projects/Traffic Ops and Safety
- Summary Table of Bicycle Pedestrian Projects: FY 2020/21-2024/25
- FDOT ATMS/ITS Projects: Intelligent Transportation Systems (ITS)
- Summary Table of ATMS/ITS Projects: FY 2020/21-2024/25

ACTION: Recommendation of approval of the proposed FY 2020/21 - FY 2024/25 Transportation Improvement Program

[Presentation](#)

Effective Date: 04/13/2020 Florida Department of Transportation Run: 04/15/2020 15.26.33

5 Year TIP

View 5 Year TIP Phase Grouping Crosswalk DISTRICT 7

Fund	<2021	2021	2022	2023	2024	2025	>2025	All Years
HIGHWAYS								
Item Number: 000101 1 Project Description: TOLL OPERATIONS SUNSHINE SKYWAY *SIS*								
District: 07 County: PINELLAS Type of Work: TOLL PLAZA Project Length: 4.288								
OPERATIONS / MANAGED BY FDOT				LRTP Reference: Objective 2.2				
D -UNRESTRICTED STATE PRIMARY	89,776	0	0	0	0	0	0	89,776
TO01 -SUNSHINE SKYWAY	84,163,188	5,764,477	5,764,477	5,764,477	5,764,477	5,807,000	28,821,000	141,849,096
Item 000101 1 Totals:	84,252,964	5,764,477	5,764,477	5,764,477	5,764,477	5,807,000	28,821,000	141,938,872
Project Total:	84,252,964	5,764,477	5,764,477	5,764,477	5,764,477	5,807,000	28,821,000	141,938,872

Fund	<2021	2021	2022	2023	2024	2025	>2025	All Years
Item Number: 000153 1 Project Description: TOLL OPERATIONS PINELLAS BAYWAY *SIS*								
District: 07 County: PINELLAS Type of Work: TOLL PLAZA Project Length: 1.016								
OPERATIONS / MANAGED BY FDOT				LRTP Reference: Objective 2.2				
TO03 -PINELLAS BAYWAY	35,257,860	1,571,000	1,571,000	1,571,000	1,571,000	1,571,000	7,784,000	50,896,860
Item 000153 1 Totals:	35,257,860	1,571,000	1,571,000	1,571,000	1,571,000	1,571,000	7,784,000	50,896,860
Project Total:	35,257,860	1,571,000	1,571,000	1,571,000	1,571,000	1,571,000	7,784,000	50,896,860

Fund	<2021	2021	2022	2023	2024	2025	>2025	All Years
Item Number: 256774 2 Project Description: US 19 (SR 55) FROM N OF SR 580 (MAIN ST) TO NORTHSIDE DR *SIS*								
District: 07 County: PINELLAS Type of Work: ADD LANES & RECONSTRUCT Project Length: 1.028								
Extra Description: RECONSTRUCT US 19 WITH FRONTAGE ROADS, GOES WITH SEGMENT 3								
PRELIMINARY ENGINEERING / MANAGED BY FDOT				L RTP Reference: Figure 8-5, #2				
ACSA -ADVANCE CONSTRUCTION (SA)	200,000	0	0	0	0	0	0	200,000
BRRP -STATE BRIDGE REPAIR & REHAB	104	0	0	0	0	0	0	104
DDR -DISTRICT DEDICATED REVENUE	75,194	0	0	0	0	0	0	75,194
DEMW -ENVIRONMEN MITIGATION- WETLANDS	657	0	0	0	0	0	0	657
DIH -STATE IN-HOUSE PRODUCT SUPPORT	167,451	0	0	0	0	0	0	167,451
DS -STATE PRIMARY HIGHWAYS & PTO	606,177	0	0	0	0	0	0	606,177
SA -STP, ANY AREA	2,273,888	0	0	0	0	0	0	2,273,888
SU -STP, URBAN AREAS > 200K	5,286,926	0	0	0	0	0	0	5,286,926
RIGHT OF WAY / MANAGED BY FDOT								
ACNP -ADVANCE CONSTRUCTION NHPP	6,700,050	0	0	0	0	0	0	6,700,050
ACSU -ADVANCE CONSTRUCTION (SU)	590,716	0	0	0	0	0	0	590,716
DI -ST. - S/W INTER/INTRASTATE HWY	247,168	0	0	0	0	0	0	247,168
DIH -STATE IN-HOUSE PRODUCT SUPPORT	406,847	0	0	0	0	0	0	406,847
DS -STATE PRIMARY HIGHWAYS & PTO	145,870	0	0	0	0	0	0	145,870
NHPP -IM, BRDG REPL, NATNL HWY- MAP21	2,782,353	0	0	0	0	0	0	2,782,353
SU -STP, URBAN AREAS > 200K	250,000	0	0	0	0	0	0	250,000
RAILROAD & UTILITIES / MANAGED BY FDOT								
LF -LOCAL FUNDS	0	0	6,500,000	0	0	0	0	6,500,000
CONSTRUCTION / MANAGED BY FDOT								
ACNP -ADVANCE CONSTRUCTION NHPP	0	0	40,516,135	0	0	0	0	40,516,135
DDR -DISTRICT DEDICATED REVENUE	0	0	9,280,677	119,991	0	0	0	9,400,668

DIH -STATE IN-HOUSE PRODUCT SUPPORT	0	0	1,004,614	0	0	0	0	1,004,614
SU -STP, URBAN AREAS > 200K	0	0	19,527,506	0	0	0	0	19,527,506
CONTRACT INCENTIVES / MANAGED BY FDOT								
SA -STP, ANY AREA	0	0	0	0	0	5,000,000	0	5,000,000
ENVIRONMENTAL / MANAGED BY FDOT								
DDR -DISTRICT DEDICATED REVENUE	11,390	0	0	0	0	0	0	11,390
Item 256774 2 Totals:	19,744,791	0	76,828,932	119,991	0	5,000,000	0	101,693,714

Fund	<2021	2021	2022	2023	2024	2025	>2025	All Years
Item Number: 256774 3 Project Description: US 19 (SR 55) FROM NORTHSIDE DR TO NORTH OF CR 95 *SIS*								
District: 07 County: PINELLAS Type of Work: ADD LANES & RECONSTRUCT Project Length: 1.282								
Extra Description: RECONST US19 W/FRONTAGE RDS, G/W SEG 2,NEW INTRCHNG @ CURLEW								
PRELIMINARY ENGINEERING / MANAGED BY FDOT LRTP Reference: Figure 8-5, #2								
BRRP -STATE BRIDGE REPAIR & REHAB	242	0	0	0	0	0	0	242
DDR -DISTRICT DEDICATED REVENUE	8,062,130	0	0	0	0	0	0	8,062,130
DEMW -ENVIRONMEN MITIGATION- WETLANDS	164	0	0	0	0	0	0	164
DIH -STATE IN-HOUSE PRODUCT SUPPORT	121,686	0	0	0	0	0	0	121,686
DS -STATE PRIMARY HIGHWAYS & PTO	1,645,864	0	0	0	0	0	0	1,645,864
RAILROAD & UTILITIES / MANAGED BY FDOT								
LF -LOCAL FUNDS	0	0	6,500,000	0	0	0	0	6,500,000
CONSTRUCTION / MANAGED BY FDOT								
ACNP -ADVANCE CONSTRUCTION NHPP	0	0	83,723,362	0	0	0	0	83,723,362
DDR -DISTRICT DEDICATED REVENUE	0	0	354,636	0	0	0	0	354,636
DIH -STATE IN-HOUSE PRODUCT SUPPORT	0	0	1,182,322	0	0	0	0	1,182,322
DS -STATE PRIMARY HIGHWAYS & PTO	256	0	0	0	0	0	0	256
SU -STP, URBAN AREAS > 200K	0	0	348,279	203,228	0	0	0	551,507
ENVIRONMENTAL / MANAGED BY FDOT								
DS -STATE PRIMARY HIGHWAYS & PTO	60,079	0	0	0	0	0	0	60,079
Item 256774 3 Totals:	9,890,421	0	92,108,599	203,228	0	0	0	102,202,248

SIWR -2015 SB2514A-STRATEGIC INT SYS	5,000,000	0	0	0	0	0	0	5,000,000
CONTRACT INCENTIVES / MANAGED BY FDOT								
ACNP -ADVANCE CONSTRUCTION NHPP	11,000,000	0	0	0	0	0	0	11,000,000
ENVIRONMENTAL / MANAGED BY FDOT								
DDR -DISTRICT DEDICATED REVENUE	629,191	1,000,000	0	0	0	0	0	1,629,191
DI -ST. - S/W INTER/INTRASTATE HWY	3,711,856	0	0	0	0	0	0	3,711,856
DS -STATE PRIMARY HIGHWAYS & PTO	117,888	0	0	0	0	0	0	117,888
GMR -GROWTH MANAGEMENT FOR SIS	2,952,761	0	0	0	0	0	0	2,952,761
DESIGN BUILD / MANAGED BY FDOT								
ACNP -ADVANCE CONSTRUCTION NHPP	27,817,642	0	0	0	0	0	0	27,817,642
ACSA -ADVANCE CONSTRUCTION (SA)	17,955,289	0	0	0	0	0	0	17,955,289
CM -CONGESTION MITIGATION - AQ	1,913,647	0	0	0	0	0	0	1,913,647
DDR -DISTRICT DEDICATED REVENUE	26,624,710	0	0	0	0	0	0	26,624,710
DI -ST. - S/W INTER/INTRASTATE HWY	48,645,859	0	0	0	0	0	0	48,645,859
DIH -STATE IN-HOUSE PRODUCT SUPPORT	19,021	0	0	0	0	0	0	19,021
DIS -STRATEGIC INTERMODAL SYSTEM	6,216,944	0	0	0	0	0	0	6,216,944
DS -STATE PRIMARY HIGHWAYS & PTO	3,185,461	0	0	0	0	0	0	3,185,461
DSB1 -SKYWAY	74,761,361	0	0	0	0	0	0	74,761,361
LF -LOCAL FUNDS	56,155,653	0	0	0	0	0	0	56,155,653
NH -PRINCIPAL ARTERIALS	1	0	0	0	0	0	0	1
NHPP -IM, BRDG REPL, NATNL HWY- MAP21	159,122,846	0	0	0	0	0	0	159,122,846
PKYI -TURNPIKE IMPROVEMENT	1,523	0	0	0	0	0	0	1,523
SA -STP, ANY AREA	41,821,119	0	0	0	0	0	0	41,821,119
SIWR -2015 SB2514A-STRATEGIC INT SYS	532,943	0	0	0	0	0	0	532,943
STED -2012 SB1998-STRATEGIC ECON COR	569,136	0	0	0	0	0	0	569,136
SU -STP, URBAN AREAS > 200K	2,467,989	0	0	0	0	0	0	2,467,989
S115 -STP EARMARKS - 2004	789,243	0	0	0	0	0	0	789,243
TOBD -I-95 EXPRESS LANES	66	0	0	0	0	0	0	66

Fund	<2021	2021	2022	2023	2024	2025	>2025	All Years
Item Number: 256931 4 Project Description: US 92/SR 600/SR687/SR694/GANDY BLVD FROM 4TH ST TO W OF GANDY BRIDGE *SIS*								
District: 07 County: PINELLAS Type of Work: ADD LANES & RECONSTRUCT Project Length: 3.405								
Extra Description: 4 TO 6 LANES. PD&E 441250-1								
PRELIMINARY ENGINEERING / MANAGED BY FDOT L RTP Reference: Figure 8-16, #20								
DDR -DISTRICT DEDICATED REVENUE	0	0	0	0	5,296,409	0	0	5,296,409
DIH -STATE IN-HOUSE PRODUCT SUPPORT	0	0	0	1,000	0	0	0	1,000
SU -STP, URBAN AREAS > 200K	0	0	0	0	567,113	0	0	567,113
Item 256931 4 Totals:	0	0	0	1,000	5,863,522	0	0	5,864,522
Project Total:	0	0	0	1,000	5,863,522	0	0	5,864,522

Fund	<2021	2021	2022	2023	2024	2025	>2025	All Years
Item Number: 257086 1 Project Description: SR 694/GANDY BLVD FROM E OF US 19 TO E OF I-275 (SR 93) *SIS*								
District: 07 County: PINELLAS Type of Work: ADD LANES & RECONSTRUCT Project Length: 1.549								
Extra Description: 4 AND 6 LANES								
PRELIMINARY ENGINEERING / MANAGED BY FDOT L RTP Reference: Figure 8-16, #38								
ACSU -ADVANCE CONSTRUCTION (SU)	1,043,566	0	0	0	0	0	0	1,043,566
DDR -DISTRICT DEDICATED REVENUE	196,331	0	0	0	0	0	0	196,331
DIH -STATE IN-HOUSE PRODUCT SUPPORT	10,589	0	0	0	0	0	0	10,589
DS -STATE PRIMARY HIGHWAYS & PTO	952,136	0	0	0	0	0	0	952,136
SU -STP, URBAN AREAS > 200K	2,811,654	0	0	0	0	0	0	2,811,654
RIGHT OF WAY / MANAGED BY FDOT								
ACCM -ADVANCE CONSTRUCTION (CM)	226	0	0	0	0	0	0	226
ACSU -ADVANCE CONSTRUCTION (SU)	154,146	0	0	0	0	0	0	154,146
DIH -STATE IN-HOUSE PRODUCT SUPPORT	20,000	0	0	0	0	0	0	20,000
ENVIRONMENTAL / MANAGED BY FDOT								
DI -ST. - S/W INTER/INTRASTATE HWY	0	0	514,262	0	0	0	0	514,262
DS -STATE PRIMARY HIGHWAYS & PTO	26,743	0	50,000	0	0	0	0	76,743
SU -STP, URBAN AREAS > 200K	0	0	695,738	0	0	0	0	695,738
Item 257086 1 Totals:	5,215,391	0	1,260,000	0	0	0	0	6,475,391
Project Total:	5,215,391	0	1,260,000	0	0	0	0	6,475,391

REPAYMENTS / MANAGED BY FDOT								
DDR -DISTRICT DEDICATED REVENUE	0	0	0	6,500,000	6,500,000	6,500,000	32,500,000	52,000,000
DSB1 -SKYWAY	0	0	3,461,266	3,461,266	3,461,266	3,461,266	17,306,330	31,151,394
Item 422904 2 Totals:	859,850,267	0	0	2,810,000	0	0	0	862,660,267

Fund	<2021	2021	2022	2023	2024	2025	>2025	All Years
Item Number: 424501 2 Project Description: I-275 (SR 93) FROM S OF GANDY BLVD TO N OF 4TH ST N *SIS*								
District: 07 County: PINELLAS Type of Work: ADD LANES & RECONSTRUCT Project Length: 6.370								
Extra Description: 6 TO 8 LANES + 4 EXPRESS LANES Note: Repayment Phases are not included in the totals on this report.								
PRELIMINARY ENGINEERING / MANAGED BY FDOT L RTP Reference: Figure 8-5, #4								
DDR -DISTRICT DEDICATED REVENUE	1,331,290	800,000	200,000	0	0	0	0	2,331,290
DI -ST. - S/W INTER/INTRASTATE HWY	1,641,586	0	0	0	0	0	0	1,641,586
DIH -STATE IN-HOUSE PRODUCT SUPPORT	50,482	0	0	0	0	0	0	50,482
DS -STATE PRIMARY HIGHWAYS & PTO	154,958	0	0	0	0	0	0	154,958
ENVIRONMENTAL / MANAGED BY FDOT								
DS -STATE PRIMARY HIGHWAYS & PTO	154,498	0	0	0	0	0	0	154,498
DESIGN BUILD / MANAGED BY FDOT								
ACNP -ADVANCE CONSTRUCTION NHPP	51,427,700	0	0	0	0	0	0	51,427,700
DDR -DISTRICT DEDICATED REVENUE	1,800,062	0	0	0	0	0	0	1,800,062
DI -ST. - S/W INTER/INTRASTATE HWY	5,947,315	0	0	0	0	0	0	5,947,315
DIH -STATE IN-HOUSE PRODUCT SUPPORT	210,082	0	0	0	0	0	0	210,082
DS -STATE PRIMARY HIGHWAYS & PTO	2,660	0	0	0	0	0	0	2,660
SIBF -FEDERAL FUNDED SIB	91,785,710	0	0	0	0	0	0	91,785,710
REPAYMENTS / MANAGED BY FDOT								
ACNP -ADVANCE CONSTRUCTION NHPP	0	20,721,812	23,211,404	21,531,655	10,153,363	0	0	75,618,234
DI -ST. - S/W INTER/INTRASTATE HWY	0	0	0	0	4,675,141	0	0	4,675,141
NH -PRINCIPAL ARTERIALS	3,910,580	0	0	0	0	0	0	3,910,580
NHPP -IM, BRDG REPL, NATNL HWY- MAP21	7,581,755	0	0	0	0	0	0	7,581,755
Item 424501 2 Totals:	154,506,343	800,000	200,000	0	0	0	0	155,506,343

Fund	<2021	2021	2022	2023	2024	2025	>2025	All Years
Item Number: 424501 5 Project Description: I-275 (SR 93) FROM 54TH AVE S TO S OF ROOSEVELT BLVD *SIS*								
District: 07 County: PINELLAS Type of Work: ADD LANES & RECONSTRUCT Project Length: 11.300								
Extra Description: LANE CONTINUITY AND EXPRESS LANES N OF I-375, SECTION 2								
PRELIMINARY ENGINEERING / MANAGED BY FDOT				L RTP Reference: Figure 8-5, #8				
ACNP -ADVANCE CONSTRUCTION NHPP	0	0	0	0	0	3,000,000	0	3,000,000
DIH -STATE IN-HOUSE PRODUCT SUPPORT	5,000	0	0	0	0	0	0	5,000
DS -STATE PRIMARY HIGHWAYS & PTO	1,698	0	0	0	0	0	0	1,698
GMR -GROWTH MANAGEMENT FOR SIS	2,500,000	0	0	0	0	0	0	2,500,000
RIGHT OF WAY / MANAGED BY FDOT								
BNIR -INTRASTATE R/W & BRIDGE BONDS	0	2,000,000	0	0	0	0	0	2,000,000
DDR -DISTRICT DEDICATED REVENUE	0	1,000,000	3,876,486	0	0	0	0	4,876,486
DIH -STATE IN-HOUSE PRODUCT SUPPORT	0	600,000	520,000	0	0	0	0	1,120,000
DS -STATE PRIMARY HIGHWAYS & PTO	0	1,500,000	3,000,000	0	0	0	0	4,500,000
SA -STP, ANY AREA	0	1,000,000	13,048,414	0	0	0	0	14,048,414
SU -STP, URBAN AREAS > 200K	0	1,000,000	0	0	0	0	0	1,000,000
DESIGN BUILD / MANAGED BY FDOT								
ACNP -ADVANCE CONSTRUCTION NHPP	0	0	0	0	0	100,475,718	0	100,475,718
DI -ST. - S/W INTER/INTRASTATE HWY	0	0	0	0	0	136,038,384	0	136,038,384
DIS -STRATEGIC INTERMODAL SYSTEM	0	0	0	0	0	3,432,000	0	3,432,000
GMR -GROWTH MANAGEMENT FOR SIS	0	0	0	0	0	32,971,992	0	32,971,992
SIWR -2015 SB2514A-STRATEGIC INT SYS	0	0	0	0	0	4,076,119	0	4,076,119
STED -2012 SB1998-STRATEGIC ECON COR	0	0	0	0	0	6,931,803	0	6,931,803
Item 424501 5 Totals:	2,506,698	7,100,000	20,444,900	0	0	286,926,016	0	316,977,614
Project Total:	1,016,863,308	7,900,000	20,644,900	2,810,000	0	286,926,016	0	1,335,144,224

Fund	<2021	2021	2022	2023	2024	2025	>2025	All Years
Item Number: 430500 1 Project Description: SR 687/4TH STREET N FROM S OF BIG ISLAND GAP TO S OF I-275/SR 93 *NON-SIS*								
District: 07 County: PINELLAS Type of Work: BRIDGE REPLACEMENT Project Length: .448								
PRELIMINARY ENGINEERING / MANAGED BY FDOT LRTP Reference: Objective 2.2								
ACBR -ADVANCE CONSTRUCTION (BRT)	117,912	0	0	0	0	0	0	117,912
DDR -DISTRICT DEDICATED REVENUE	5,070	0	0	0	0	0	0	5,070
DIH -STATE IN-HOUSE PRODUCT SUPPORT	80,999	0	0	0	0	0	0	80,999
DS -STATE PRIMARY HIGHWAYS & PTO	76,177	0	0	0	0	0	0	76,177
NHBR -NATIONAL HIGWAYS BRIDGES	312,088	0	0	0	0	0	0	312,088
CONSTRUCTION / MANAGED BY FDOT								
ACBR -ADVANCE CONSTRUCTION (BRT)	0	0	61,399	0	0	0	0	61,399
BNBR -AMENDMENT 4 BONDS (BRIDGES)	0	0	4,420,753	0	0	0	0	4,420,753
DDR -DISTRICT DEDICATED REVENUE	0	0	4,420,753	0	0	0	0	4,420,753
DIH -STATE IN-HOUSE PRODUCT SUPPORT	0	0	61,399	0	0	0	0	61,399
Item 430500 1 Totals:	592,246	0	8,964,304	0	0	0	0	9,556,550
Project Total:	592,246	0	8,964,304	0	0	0	0	9,556,550

Fund	<2021	2021	2022	2023	2024	2025	>2025	All Years
Item Number: 433797 1 Project Description: US 19 (SR 55) FROM N OF NEBRASKA AVE TO S OF TIMBERLANE RD *SIS*								
District: 07 County: PINELLAS Type of Work: ADD LANES & RECONSTRUCT Project Length: 2.199								
Extra Description: NEW INTERCHANGE AT ALDERMAN RD/FRONTAGE ROADS								
PRELIMINARY ENGINEERING / MANAGED BY FDOT L RTP Reference: Figure 8-16, #21								
DDR -DISTRICT DEDICATED REVENUE	15,159	0	0	0	0	0	0	15,159
DI -ST. - S/W INTER/INTRASTATE HWY	7,319,173	0	0	0	0	0	0	7,319,173
DIH -STATE IN-HOUSE PRODUCT SUPPORT	57,551	0	0	0	0	0	0	57,551
DS -STATE PRIMARY HIGHWAYS & PTO	228,587	0	0	0	0	0	0	228,587
RIGHT OF WAY / MANAGED BY FDOT								
ACNP -ADVANCE CONSTRUCTION NHPP	0	0	0	0	0	0	10,871,900	10,871,900
ENVIRONMENTAL / MANAGED BY FDOT								
DS -STATE PRIMARY HIGHWAYS & PTO	0	15,000	0	0	0	0	0	15,000
Item 433797 1 Totals:	7,620,470	15,000	0	0	0	0	10,871,900	18,507,370
Project Total:	7,620,470	15,000	0	0	0	0	10,871,900	18,507,370

Fund	<2021	2021	2022	2023	2024	2025	>2025	All Years
Item Number: 433799 1 Project Description: US 19 (SR 55) FROM N OF CR 95 TO S OF PINE RIDGE WAY S *SIS*								
District: 07 County: PINELLAS Type of Work: INTERCHANGE (NEW) Project Length: 1.604								
Extra Description: NEW INTERCHANGE AT TAMPA RD/FRONTAGE ROADS								
PRELIMINARY ENGINEERING / MANAGED BY FDOT			LRTP Reference: Figure 8-16, #10					
ACNP -ADVANCE CONSTRUCTION NHPP	7,709,018	1,000,000	0	0	0	0	0	8,709,018
DDR -DISTRICT DEDICATED REVENUE	1,025	0	0	0	0	0	0	1,025
DI -ST. - S/W INTER/INTRASTATE HWY	674,022	0	0	0	0	0	0	674,022
DIH -STATE IN-HOUSE PRODUCT SUPPORT	45,735	0	0	0	0	0	0	45,735
DS -STATE PRIMARY HIGHWAYS & PTO	64,159	0	0	0	0	0	0	64,159
NHPP -IM, BRDG REPL, NATNL HWY-MAP21	664,221	0	0	0	0	0	0	664,221
RIGHT OF WAY / MANAGED BY FDOT								
ACNP -ADVANCE CONSTRUCTION NHPP	0	0	0	0	0	0	10,992,700	10,992,700
DI -ST. - S/W INTER/INTRASTATE HWY	0	0	0	0	0	0	15,000,000	15,000,000
CONSTRUCTION / MANAGED BY FDOT								
ACNP -ADVANCE CONSTRUCTION NHPP	0	0	0	0	0	0	28,270,982	28,270,982
DI -ST. - S/W INTER/INTRASTATE HWY	0	0	0	0	0	0	94,330,987	94,330,987
ENVIRONMENTAL / MANAGED BY FDOT								
DDR -DISTRICT DEDICATED REVENUE	0	15,000	0	0	0	0	0	15,000
Item 433799 1 Totals:	9,158,180	1,015,000	0	0	0	0	148,594,669	158,767,849
Project Total:	9,158,180	1,015,000	0	0	0	0	148,594,669	158,767,849

Fund	<2021	2021	2022	2023	2024	2025	>2025	All Years
Item Number: 434807 3 Project Description: US 19(SR 55) FROM N OF ANCLOTE RIVER BRIDGE TO S OF BRITTANY PARK BLVD *SIS*								
District: 07 County: PINELLAS Type of Work: DRAINAGE IMPROVEMENTS Project Length: .212								
Extra Description: REMOVE FAILING GRAVITY WALLS AND REPLACE SIDEWALK								
PRELIMINARY ENGINEERING / MANAGED BY FDOT L RTP Reference: Objective 2.2								
DDR -DISTRICT DEDICATED REVENUE	73	0	0	0	0	0	0	73
DIH -STATE IN-HOUSE PRODUCT SUPPORT	4,000	0	0	0	0	0	0	4,000
DS -STATE PRIMARY HIGHWAYS & PTO	354,723	0	0	0	0	0	0	354,723
CONSTRUCTION / MANAGED BY FDOT								
DDR -DISTRICT DEDICATED REVENUE	0	1,166,355	0	0	0	0	0	1,166,355
DIH -STATE IN-HOUSE PRODUCT SUPPORT	0	10,333	0	0	0	0	0	10,333
ENVIRONMENTAL / MANAGED BY FDOT								
DS -STATE PRIMARY HIGHWAYS & PTO	30,000	0	0	0	0	0	0	30,000
Item 434807 3 Totals:	388,796	1,176,688	0	0	0	0	0	1,565,484
Project Total:	388,796	1,176,688	0	0	0	0	0	1,565,484

Fund	<2021	2021	2022	2023	2024	2025	>2025	All Years
Item Number: 435909 3 Project Description: ALT US 19/SR 595 FROM PARK ST N TO BELLEAIR RD *NON-SIS*								
District: 07 County: PINELLAS Type of Work: PRELIMINARY ENGINEERING Project Length: 18.601								
Extra Description: OPERATIONAL IMPROVEMENTS ALONG CORRIDOR								
PRELIMINARY ENGINEERING / MANAGED BY FDOT L RTP Reference: Objective 2.1								
DDR -DISTRICT DEDICATED REVENUE	79	0	0	0	0	0	0	79
DS -STATE PRIMARY HIGHWAYS & PTO	187	0	0	0	0	0	0	187
SU -STP, URBAN AREAS > 200K	0	1,000	1,127,788	2,000,000	0	0	0	3,128,788
Item 435909 3 Totals:	266	1,000	1,127,788	2,000,000	0	0	0	3,129,054

Fund	<2021	2021	2022	2023	2024	2025	>2025	All Years
Item Number: 435909 4 Project Description: ALT US 19/SR 595 FROM BELLEAIR TO PASCO CO LINE *NON-SIS*								
District: 07 County: PINELLAS Type of Work: PRELIMINARY ENGINEERING Project Length: 15.691								
Extra Description: OPERATIONAL IMPROVEMENTS ALONG CORRIDOR								
PRELIMINARY ENGINEERING / MANAGED BY FDOT				L RTP Reference: Objective 2.1				
DDR -DISTRICT DEDICATED REVENUE	79	0	0	1,006,107	0	0	0	1,006,186
DS -STATE PRIMARY HIGHWAYS & PTO	898	0	0	0	0	0	0	898
SU -STP, URBAN AREAS > 200K	0	1,000	0	2,146,024	0	0	0	2,147,024
Item 435909 4 Totals:	977	1,000	0	3,152,131	0	0	0	3,154,108
Project Total:	1,243	2,000	1,127,788	5,152,131	0	0	0	6,283,162

Fund	<2021	2021	2022	2023	2024	2025	>2025	All Years
Item Number: 435914 2 Project Description: US 19/SR 55 FROM 66TH AVE N TO 118TH AVE N *SIS*								
District: 07 County: PINELLAS Type of Work: INTERCHANGE IMPROVEMENT Project Length: 4.567								
Extra Description: OPERATIONAL IMPROVEMENTS ALONG CORRIDOR								
PRELIMINARY ENGINEERING / MANAGED BY FDOT				L RTP Reference: Objective 2.1				
ACNP -ADVANCE CONSTRUCTION NHPP	3,575,524	0	0	0	0	0	0	3,575,524
DDR -DISTRICT DEDICATED REVENUE	2,060	0	0	0	0	0	0	2,060
DI -ST. - S/W INTER/INTRASTATE HWY	2,000,000	0	0	0	0	0	0	2,000,000
DIH -STATE IN-HOUSE PRODUCT SUPPORT	33,443	0	0	0	0	0	0	33,443
DS -STATE PRIMARY HIGHWAYS & PTO	37,001	0	0	0	0	0	0	37,001
REPE -REPURPOSED FEDERAL EARMARKS	325,039	0	0	0	0	0	0	325,039
RIGHT OF WAY / MANAGED BY FDOT								
DDR -DISTRICT DEDICATED REVENUE	0	0	0	0	2,166,799	0	0	2,166,799
DIH -STATE IN-HOUSE PRODUCT SUPPORT	0	0	0	0	421,963	0	0	421,963
DS -STATE PRIMARY HIGHWAYS & PTO	0	0	0	250,470	1,000,000	0	0	1,250,470
Item 435914 2 Totals:	5,973,067	0	0	250,470	3,588,762	0	0	9,812,299
Project Total:	5,973,067	0	0	250,470	3,588,762	0	0	9,812,299

Fund	<2021	2021	2022	2023	2024	2025	>2025	All Years
Item Number: 436678 1 Project Description: I-175/I-375/BAYSHORE DR DOWNTOWN ST PETERSBURG *SIS*								
District: 07 County: PINELLAS Type of Work: ITS COMMUNICATION SYSTEM Project Length: 2.592								
Extra Description: INSTALL ATMS/ITS EQUIPMENT								
PRELIMINARY ENGINEERING / MANAGED BY PINELLAS COUNTY BOCC				L RTP Reference: Objective 2.1				
LFP -LOCAL FUNDS FOR PARTICIPATING	318,000	0	0	0	0	0	0	318,000
TRWR -2015 SB2514A-TRAN REG INCT PRG	318,000	0	0	0	0	0	0	318,000
CONSTRUCTION / MANAGED BY FDOT								
DS -STATE PRIMARY HIGHWAYS & PTO	240	0	0	0	0	0	0	240
CONSTRUCTION / MANAGED BY PINELLAS COUNTY BOCC								
DDR -DISTRICT DEDICATED REVENUE	26	0	0	0	0	0	0	26
LF -LOCAL FUNDS	0	0	2,068,140	0	0	0	0	2,068,140
TRIP -TRANS REGIONAL INCENTIVE PROGM	0	0	549,956	0	0	0	0	549,956
TRWR -2015 SB2514A-TRAN REG INCT PRG	0	0	981,904	0	0	0	0	981,904
Item 436678 1 Totals:	636,266	0	3,600,000	0	0	0	0	4,236,266
Project Total:	636,266	0	3,600,000	0	0	0	0	4,236,266

Fund	<2021	2021	2022	2023	2024	2025	>2025	All Years
Item Number: 437498 1 Project Description: SR 60(CCAMPBELL) PEDESTRIAN OVERPASS FM CCAMPBELL TRL TO BAYSHORE TRL *NON-SIS*								
District: 07 County: PINELLAS Type of Work: BIKE PATH/TRAIL Project Length: .500								
Extra Description: PEDESTRIAN OVERPASS								
PRELIMINARY ENGINEERING / MANAGED BY FDOT				L RTP Reference: Figure 8-5, #16				
DDR -DISTRICT DEDICATED REVENUE	11,576	0	0	0	0	0	0	11,576
DIH -STATE IN-HOUSE PRODUCT SUPPORT	38,278	0	0	0	0	0	0	38,278
DS -STATE PRIMARY HIGHWAYS & PTO	30,343	0	0	0	0	0	0	30,343
TLWR -2015 SB2514A-TRAIL NETWORK	614,980	0	0	0	0	0	0	614,980
CONSTRUCTION / MANAGED BY FDOT								
CM -CONGESTION MITIGATION - AQ	0	0	0	0	544,304	0	0	544,304
DS -STATE PRIMARY HIGHWAYS & PTO	71,014	0	0	0	0	0	0	71,014
LF -LOCAL FUNDS	0	0	0	0	1,000,000	0	0	1,000,000
SA -STP, ANY AREA	0	0	0	0	605,961	0	0	605,961
SU -STP, URBAN AREAS > 200K	0	0	0	0	4,354,560	0	0	4,354,560
TALT -TRANSPORTATION ALTS- ANY AREA	0	0	0	0	1,465,676	0	0	1,465,676
ENVIRONMENTAL / MANAGED BY FDOT								
SU -STP, URBAN AREAS > 200K	0	0	0	11,514	0	0	0	11,514
Item 437498 1 Totals:	766,191	0	0	11,514	7,970,501	0	0	8,748,206
Project Total:	766,191	0	0	11,514	7,970,501	0	0	8,748,206

Fund	<2021	2021	2022	2023	2024	2025	>2025	All Years
Item Number: 437553 1 Project Description: SR 595/N MYRTLE AVE AT RR CROSSING 626815-H N OF HART TO N OF MAPLE ST *NON-SIS*								
District: 07 County: PINELLAS Type of Work: RAILROAD CROSSING Project Length: .030								
Extra Description: DESIGN AND CONSTRUCT REPLACEMENT OF RUBBER CROSSING AND TUB								
PRELIMINARY ENGINEERING / MANAGED BY FDOT				L RTP Reference: Objective 2.2				
DDR -DISTRICT DEDICATED REVENUE	0	256,781	0	0	0	0	0	256,781
DIH -STATE IN-HOUSE PRODUCT SUPPORT	0	1,000	0	0	0	0	0	1,000
DS -STATE PRIMARY HIGHWAYS & PTO	1,236	0	0	0	0	0	0	1,236
RAILROAD & UTILITIES / MANAGED BY FDOT								
DDR -DISTRICT DEDICATED REVENUE	0	0	0	325,000	0	0	0	325,000
DS -STATE PRIMARY HIGHWAYS & PTO	0	25,000	0	0	0	0	0	25,000
CONSTRUCTION / MANAGED BY FDOT								
DDR -DISTRICT DEDICATED REVENUE	0	0	0	71,328	0	0	0	71,328
DIH -STATE IN-HOUSE PRODUCT SUPPORT	0	0	0	1,081	0	0	0	1,081
Item 437553 1 Totals:	1,236	282,781	0	397,409	0	0	0	681,426
Project Total:	1,236	282,781	0	397,409	0	0	0	681,426

Fund	<2021	2021	2022	2023	2024	2025	>2025	All Years
Item Number: 437636 1 Project Description: ALT US 19/SR 595/PALM HARBOR BLVD @ FLORIDA AVE *NON-SIS*								
District: 07 County: PINELLAS Type of Work: ROUNDABOUT Project Length: .100								
Extra Description: ROUNDABOUT TO IMPROVE INTERSECTION SAFETY								
PRELIMINARY ENGINEERING / MANAGED BY FDOT			L RTP Reference: Objective 3.4					
ACSA -ADVANCE CONSTRUCTION (SA)	553,000	0	0	0	0	0	0	553,000
DDR -DISTRICT DEDICATED REVENUE	793	0	0	0	0	0	0	793
DIH -STATE IN-HOUSE PRODUCT SUPPORT	6,000	0	0	0	0	0	0	6,000
DS -STATE PRIMARY HIGHWAYS & PTO	17,072	0	0	0	0	0	0	17,072
RIGHT OF WAY / MANAGED BY FDOT								
DDR -DISTRICT DEDICATED REVENUE	86,100	0	0	0	0	0	0	86,100
SU -STP, URBAN AREAS > 200K	0	252,100	0	0	0	0	0	252,100
CONSTRUCTION / MANAGED BY FDOT								
DDR -DISTRICT DEDICATED REVENUE	0	0	741,709	0	0	0	0	741,709
DIH -STATE IN-HOUSE PRODUCT SUPPORT	0	0	10,301	0	0	0	0	10,301
ENVIRONMENTAL / MANAGED BY FDOT								
DS -STATE PRIMARY HIGHWAYS & PTO	20,813	0	0	0	0	0	0	20,813
Item 437636 1 Totals:	683,778	252,100	752,010	0	0	0	0	1,687,888
Project Total:	683,778	252,100	752,010	0	0	0	0	1,687,888

Fund	<2021	2021	2022	2023	2024	2025	>2025	All Years
Item Number: 437710 1 Project Description: ALT US 19/SR 595 FROM S OF CURLEW PL TO N OF COUNTRY CLUB CT *NON-SIS*								
District: 07 County: PINELLAS Type of Work: ADD LEFT TURN LANE(S) Project Length: .225								
Extra Description: WIDEN SR 595 TO ACCOMMODATE SB LEFT TURN LANES								
PRELIMINARY ENGINEERING / MANAGED BY FDOT			LRTP Reference: Objective 2.1					
SU -STP, URBAN AREAS > 200K	0	0	603,173	0	0	0	0	603,173
CONSTRUCTION / MANAGED BY FDOT								
DIH -STATE IN-HOUSE PRODUCT SUPPORT	0	0	0	0	7,829	0	0	7,829
DS -STATE PRIMARY HIGHWAYS & PTO	0	0	0	0	563,746	0	0	563,746
Item 437710 1 Totals:	0	0	603,173	0	571,575	0	0	1,174,748
Project Total:	0	0	603,173	0	571,575	0	0	1,174,748

Fund	<2021	2021	2022	2023	2024	2025	>2025	All Years
Item Number: 437736 2 Project Description: STARKEY RD CORRIDOR SIDEWALK FROM SR 688/ULMERTON RD TO EAST BAY DR *NON-SIS*								
District: 07 County: PINELLAS Type of Work: SIDEWALK Project Length: 1.520								
Extra Description: DESIGN AND CONSTRUCT 5' WIDE SIDEWALK TO FILL GAPS								
PRELIMINARY ENGINEERING / MANAGED BY PINELLAS COUNTY BOCC			LRTP Reference: Objective 1.2					
TALU -TRANSPORTATION ALTS- >200K	406,652	0	0	0	0	0	0	406,652
CONSTRUCTION / MANAGED BY PINELLAS COUNTY BOCC								
TALT -TRANSPORTATION ALTS- ANY AREA	0	0	6,419	0	0	0	0	6,419
TALU -TRANSPORTATION ALTS- >200K	0	0	1,699,815	0	0	0	0	1,699,815
Item 437736 2 Totals:	406,652	0	1,706,234	0	0	0	0	2,112,886
Project Total:	406,652	0	1,706,234	0	0	0	0	2,112,886

Fund	<2021	2021	2022	2023	2024	2025	>2025	All Years
Item Number: 437805 1 Project Description: I-275(SR93)&US19(SR55) PINELLAS COUNTY VARIOUS LOCATIONS *SIS*								
District: 07 County: PINELLAS Type of Work: LIGHTING Project Length: 1.813								
Extra Description: REPLACE HIGH MAST LIGHTING								
PRELIMINARY ENGINEERING / MANAGED BY FDOT				L RTP Reference: Objective 3.4				
DDR -DISTRICT DEDICATED REVENUE	253,333	0	0	0	0	0	0	253,333
DIH -STATE IN-HOUSE PRODUCT SUPPORT	7,158	0	0	0	0	0	0	7,158
DS -STATE PRIMARY HIGHWAYS & PTO	2,869	0	0	0	0	0	0	2,869
CONSTRUCTION / MANAGED BY FDOT								
DDR -DISTRICT DEDICATED REVENUE	0	0	0	0	3,650,950	0	0	3,650,950
DIH -STATE IN-HOUSE PRODUCT SUPPORT	0	0	0	0	50,707	0	0	50,707
Item 437805 1 Totals:	263,360	0	0	0	3,701,657	0	0	3,965,017
Project Total:	263,360	0	0	0	3,701,657	0	0	3,965,017

Fund	<2021	2021	2022	2023	2024	2025	>2025	All Years
Item Number: 437807 2 Project Description: US 92/SR 687/4TH ST N & S FROM 5TH AVE N TO 5TH AVE S *NON-SIS*								
District: 07 County: PINELLAS Type of Work: URBAN CORRIDOR IMPROVEMENTS Project Length: .812								
Extra Description: SIDEWALK, PED SIGNAL MOD, HIGH EMPHASIS CROSSWALKS								
PRELIMINARY ENGINEERING / MANAGED BY FDOT				L RTP Reference: Objective 3.4				
DDR -DISTRICT DEDICATED REVENUE	210	927,665	0	0	0	0	0	927,875
DIH -STATE IN-HOUSE PRODUCT SUPPORT	1,000	0	0	0	0	0	0	1,000
DS -STATE PRIMARY HIGHWAYS & PTO	677	0	0	0	0	0	0	677
CONSTRUCTION / MANAGED BY FDOT								
SU -STP, URBAN AREAS > 200K	0	0	0	2,186,945	0	0	0	2,186,945
Item 437807 2 Totals:	1,887	927,665	0	2,186,945	0	0	0	3,116,497
Project Total:	1,887	927,665	0	2,186,945	0	0	0	3,116,497

Fund	<2021	2021	2022	2023	2024	2025	>2025	All Years
Item Number: 438785 1 Project Description: SUBSTRUCTURE REPAIR I-275 HOWARD FRANKLAND BRIDGE SB #150210 *SIS*								
District: 07 County: PINELLAS Type of Work: BRIDGE-REPAIR/REHABILITATION Project Length: 3.006								
PRELIMINARY ENGINEERING / MANAGED BY FDOT L RTP Reference: Objective 2.2								
BRRP -STATE BRIDGE REPAIR & REHAB	0	0	0	0	250,000	0	0	250,000
DIH -STATE IN-HOUSE PRODUCT SUPPORT	0	0	0	0	1,000	0	0	1,000
CONSTRUCTION / MANAGED BY FDOT								
BRRP -STATE BRIDGE REPAIR & REHAB	0	0	0	0	0	7,607,912	0	7,607,912
DIH -STATE IN-HOUSE PRODUCT SUPPORT	0	0	0	0	0	50,412	0	50,412
Item 438785 1 Totals:	0	0	0	0	251,000	7,658,324	0	7,909,324
Project Total:	0	0	0	0	251,000	7,658,324	0	7,909,324

Fund	<2021	2021	2022	2023	2024	2025	>2025	All Years
Item Number: 439401 1 Project Description: US 92/SR 687/4TH ST N FROM 30TH AVE N TO 94TH AVE N *NON-SIS*								
District: 07 County: PINELLAS Type of Work: MEDIAN MODIFICATION Project Length: 4.011								
Extra Description: 54 MODS TO REDUCE CONFLICT POINTS FOR TURNING VEHICLES								
PRELIMINARY ENGINEERING / MANAGED BY FDOT L RTP Reference: Objective 3.4								
DIH -STATE IN-HOUSE PRODUCT SUPPORT	50,000	0	0	0	0	0	0	50,000
DS -STATE PRIMARY HIGHWAYS & PTO	1,378	0	0	0	0	0	0	1,378
CONSTRUCTION / MANAGED BY FDOT								
ACSS -ADVANCE CONSTRUCTION (SS,HSP)	0	0	0	4,627,689	0	0	0	4,627,689
DS -STATE PRIMARY HIGHWAYS & PTO	26,190	0	0	0	0	0	0	26,190
Item 439401 1 Totals:	77,568	0	0	4,627,689	0	0	0	4,705,257
Project Total:	77,568	0	0	4,627,689	0	0	0	4,705,257

Fund	<2021	2021	2022	2023	2024	2025	>2025	All Years
Item Number: 440093 2 Project Description: PINELLAS TRAIL LOOP - PH 3 FROM ULMERTON RD TO BELLEAIR RD *NON-SIS*								
District: 07 County: PINELLAS Type of Work: BIKE PATH/TRAIL Project Length: .000								
Extra Description: CONSTRUCT 12' TRAIL								
CONSTRUCTION / MANAGED BY FDOT L RTP Reference: Figure 8-5, #18								
SU -STP, URBAN AREAS > 200K	0	0	0	0	6,100,293	0	0	6,100,293
Item 440093 2 Totals:	0	0	0	0	6,100,293	0	0	6,100,293
Item Number: 440093 3 Project Description: PINELLAS TRAIL LOOP - PH 4 FROM 126TH AVE N TO ULMERTON RD *NON-SIS*								
District: 07 County: PINELLAS Type of Work: BIKE PATH/TRAIL Project Length: .000								
Extra Description: CONSTRUCT 12' TRAIL								
PRELIMINARY ENGINEERING / MANAGED BY PINELLAS COUNTY L RTP Reference: Figure 8-5, #19								
TLWR -2015 SB2514A-TRAIL NETWORK	0	0	293,627	0	0	0	0	293,627
CONSTRUCTION / MANAGED BY PINELLAS COUNTY								
TLWR -2015 SB2514A-TRAIL NETWORK	0	0	0	0	2,180,830	0	0	2,180,830
Item 440093 3 Totals:	0	0	293,627	0	2,180,830	0	0	2,474,457
Project Total:	0	0	293,627	0	8,281,123	0	0	8,574,750

Fund	<2021	2021	2022	2023	2024	2025	>2025	All Years
Item Number: 440244 1 Project Description: SR679/PINELLAS BAYWAY FM N OF BUNCES PASS BRIDGE TO N OF MADEIRA CIR *NON-SIS*								
District: 07 County: PINELLAS Type of Work: RESURFACING Project Length: 2.712								
Extra Description: 4 LANES								
PRELIMINARY ENGINEERING / MANAGED BY FDOT			LRTP Reference: Objective 2.2					
DDR -DISTRICT DEDICATED REVENUE	1,142,744	0	0	0	0	0	0	1,142,744
DIH -STATE IN-HOUSE PRODUCT SUPPORT	14,000	0	0	0	0	0	0	14,000
DS -STATE PRIMARY HIGHWAYS & PTO	34,878	0	0	0	0	0	0	34,878
CONSTRUCTION / MANAGED BY FDOT								
DDR -DISTRICT DEDICATED REVENUE	0	0	570,523	0	0	0	0	570,523
DIH -STATE IN-HOUSE PRODUCT SUPPORT	0	0	5,370	0	0	0	0	5,370
DS -STATE PRIMARY HIGHWAYS & PTO	13,625	0	0	0	0	0	0	13,625
DSB3 -PINELLAS BAYWAY	0	0	5,521,328	0	0	0	0	5,521,328
ENVIRONMENTAL / MANAGED BY FDOT								
DS -STATE PRIMARY HIGHWAYS & PTO	0	10,000	0	0	0	0	0	10,000
Item 440244 1 Totals:	1,205,247	10,000	6,097,221	0	0	0	0	7,312,468
Project Total:	1,205,247	10,000	6,097,221	0	0	0	0	7,312,468

Fund	<2021	2021	2022	2023	2024	2025	>2025	All Years
Item Number: 440246 1 Project Description: US 19/SR55/34TH ST FROM SR 682/54TH AVE S TO 22ND AVE N *NON-SIS*								
District: 07 County: PINELLAS Type of Work: RESURFACING Project Length: 5.011								
Extra Description: 6 LANES, G/W 440246-2/3								
PRELIMINARY ENGINEERING / MANAGED BY FDOT			LRTP Reference: Objective 2.2					
DDR -DISTRICT DEDICATED REVENUE	3,118,802	0	0	0	0	0	0	3,118,802
DIH -STATE IN-HOUSE PRODUCT SUPPORT	20,000	0	0	0	0	0	0	20,000
DS -STATE PRIMARY HIGHWAYS & PTO	57,140	0	0	0	0	0	0	57,140
LF -LOCAL FUNDS	51,500	0	0	0	0	0	0	51,500
TALU -TRANSPORTATION ALTS- >200K	308,405	0	0	0	0	0	0	308,405
CONSTRUCTION / MANAGED BY FDOT								
DDR -DISTRICT DEDICATED REVENUE	0	0	17,106,319	0	0	0	0	17,106,319
DIH -STATE IN-HOUSE PRODUCT SUPPORT	0	0	210,235	0	0	0	0	210,235
DS -STATE PRIMARY HIGHWAYS & PTO	51,541	0	0	0	0	0	0	51,541
LF -LOCAL FUNDS	0	0	1,098,355	0	0	0	0	1,098,355
ENVIRONMENTAL / MANAGED BY FDOT								
DS -STATE PRIMARY HIGHWAYS & PTO	0	10,000	0	0	0	0	0	10,000
Item 440246 1 Totals:	3,607,388	10,000	18,414,909	0	0	0	0	22,032,297
Project Total:	3,607,388	10,000	18,414,909	0	0	0	0	22,032,297

Fund	<2021	2021	2022	2023	2024	2025	>2025	All Years
Item Number: 440248 1 Project Description: SR 580 FROM SHORE BLVD TO TAMPA RD *NON-SIS*								
District: 07 County: PINELLAS Type of Work: RESURFACING Project Length: 1.651								
Extra Description: 4 LANES								
PRELIMINARY ENGINEERING / MANAGED BY FDOT				L RTP Reference: Objective 2.2				
DIH -STATE IN-HOUSE PRODUCT SUPPORT	0	1,000	0	0	0	0	0	1,000
DS -STATE PRIMARY HIGHWAYS & PTO	0	927,123	0	0	0	0	0	927,123
CONSTRUCTION / MANAGED BY FDOT								
DIH -STATE IN-HOUSE PRODUCT SUPPORT	0	0	0	45,050	0	0	0	45,050
DS -STATE PRIMARY HIGHWAYS & PTO	0	0	0	800,288	0	0	0	800,288
SA -STP, ANY AREA	0	0	0	2,443,279	0	0	0	2,443,279
Item 440248 1 Totals:	0	928,123	0	3,288,617	0	0	0	4,216,740
Project Total:	0	928,123	0	3,288,617	0	0	0	4,216,740

Fund	<2021	2021	2022	2023	2024	2025	>2025	All Years
Item Number: 440254 1 Project Description: SR 693/PASADENA AVE/66TH ST N FROM PARK ST TO N TYRONE BLVD *NON-SIS*								
District: 07 County: PINELLAS Type of Work: RESURFACING Project Length: 2.223								
Extra Description: 6 LANES								
PRELIMINARY ENGINEERING / MANAGED BY FDOT			L RTP Reference: Objective 2.2					
DIH -STATE IN-HOUSE PRODUCT SUPPORT	0	1,000	0	0	0	0	0	1,000
DS -STATE PRIMARY HIGHWAYS & PTO	0	1,264,742	0	0	0	0	0	1,264,742
CONSTRUCTION / MANAGED BY FDOT								
DDR -DISTRICT DEDICATED REVENUE	0	0	0	1,039,327	0	0	0	1,039,327
DIH -STATE IN-HOUSE PRODUCT SUPPORT	0	0	0	87,643	0	0	0	87,643
DS -STATE PRIMARY HIGHWAYS & PTO	0	0	0	5,270,947	0	0	0	5,270,947
Item 440254 1 Totals:	0	1,265,742	0	6,397,917	0	0	0	7,663,659
Project Total:	0	1,265,742	0	6,397,917	0	0	0	7,663,659

Fund	<2021	2021	2022	2023	2024	2025	>2025	All Years
Item Number: 441215 1 Project Description: 71ST ST TRAIL CONNECTOR FROM PINELLAS TRAIL TO 38TH AVE N *NON-SIS*								
District: 07 County: PINELLAS Type of Work: BIKE PATH/TRAIL Project Length: .491								
Extra Description: DESIGN AND CONSTRUCT 12' MULTI-USE TRAIL ON W SIDE OF 71 ST								
PRELIMINARY ENGINEERING / MANAGED BY CITY OF ST PETERSBURG			L RTP Reference: Objective 6.1					
TALU -TRANSPORTATION ALTS- >200K	0	0	80,131	0	0	0	0	80,131
CONSTRUCTION / MANAGED BY CITY OF ST PETERSBURG								
LF -LOCAL FUNDS	0	0	0	0	138,658	0	0	138,658
TALU -TRANSPORTATION ALTS- >200K	0	0	0	0	529,118	0	0	529,118
Item 441215 1 Totals:	0	0	80,131	0	667,776	0	0	747,907
Project Total:	0	0	80,131	0	667,776	0	0	747,907

Fund	<2021	2021	2022	2023	2024	2025	>2025	All Years
Item Number: 441464 1 Project Description: I-275/SUNSHINE SKYWAY BRIDGE # 150189 OVER TAMPA BAY *SIS*								
District: 07 County: PINELLAS Type of Work: BRIDGE-REPAIR/REHABILITATION Project Length: 4.143								
Extra Description: STRUCTURAL REHAB ON BRIDGE 150189								
PRELIMINARY ENGINEERING / MANAGED BY FDOT				L RTP Reference: Objective 2.2				
DSB1 -SKYWAY	0	301,000	0	0	0	0	0	301,000
CONSTRUCTION / MANAGED BY FDOT								
DSB1 -SKYWAY	0	0	0	5,205,291	0	0	0	5,205,291
Item 441464 1 Totals:	0	301,000	0	5,205,291	0	0	0	5,506,291
Project Total:	0	301,000	0	5,205,291	0	0	0	5,506,291

Fund	<2021	2021	2022	2023	2024	2025	>2025	All Years
Item Number: 441650 1 Project Description: SR 694 FROM W OF US 19/SR 55 TO E OF GRAND AVE/S FRONTAGE RD *SIS*								
District: 07 County: PINELLAS Type of Work: RESURFACING Project Length: 2.497								
Extra Description: 4 AND 6 LANES								
PRELIMINARY ENGINEERING / MANAGED BY FDOT				L RTP Reference: Objective 2.2				
DDR -DISTRICT DEDICATED REVENUE	38,938	0	0	0	0	0	0	38,938
DIH -STATE IN-HOUSE PRODUCT SUPPORT	11,904	0	0	0	0	0	0	11,904
DS -STATE PRIMARY HIGHWAYS & PTO	1,498,872	0	0	0	0	0	0	1,498,872
CONSTRUCTION / MANAGED BY FDOT								
DDR -DISTRICT DEDICATED REVENUE	0	0	0	3,666,434	0	0	0	3,666,434
DIH -STATE IN-HOUSE PRODUCT SUPPORT	0	0	0	50,923	0	0	0	50,923
DS -STATE PRIMARY HIGHWAYS & PTO	28,166	0	0	0	0	0	0	28,166
Item 441650 1 Totals:	1,577,880	0	0	3,717,357	0	0	0	5,295,237
Project Total:	1,577,880	0	0	3,717,357	0	0	0	5,295,237

Fund	<2021	2021	2022	2023	2024	2025	>2025	All Years
Item Number: 441652 1 Project Description: SR 682/PINELLAS BAYWAY FROM E OF SR 679 TO E OF 41ST ST S *NON-SIS*								
District: 07 County: PINELLAS Type of Work: RESURFACING Project Length: 1.928								
Extra Description: 4 LANES								
PRELIMINARY ENGINEERING / MANAGED BY FDOT LRTP Reference: Objective 2.2								
DDR -DISTRICT DEDICATED REVENUE	1,506	0	0	0	0	0	0	1,506
DIH -STATE IN-HOUSE PRODUCT SUPPORT	18,000	0	0	0	0	0	0	18,000
DS -STATE PRIMARY HIGHWAYS & PTO	1,075,984	0	0	0	0	0	0	1,075,984
CONSTRUCTION / MANAGED BY FDOT								
DS -STATE PRIMARY HIGHWAYS & PTO	15,416	0	0	0	0	0	0	15,416
DSB3 -PINELLAS BAYWAY	0	0	3,005,307	0	0	0	0	3,005,307
Item 441652 1 Totals:	1,110,906	0	3,005,307	0	0	0	0	4,116,213
Project Total:	1,110,906	0	3,005,307	0	0	0	0	4,116,213

Fund	<2021	2021	2022	2023	2024	2025	>2025	All Years
Item Number: 441653 1 Project Description: SR 699/GULF BLVD FROM N OF 183RD TERRACE W TO N OF 192ND AVE *NON-SIS*								
District: 07 County: PINELLAS Type of Work: RESURFACING Project Length: .705								
Extra Description: 2 AND 4 LANES								
PRELIMINARY ENGINEERING / MANAGED BY FDOT LRTP Reference: Objective 2.2								
DDR -DISTRICT DEDICATED REVENUE	0	770,596	0	0	0	0	0	770,596
DIH -STATE IN-HOUSE PRODUCT SUPPORT	0	1,000	0	0	0	0	0	1,000
CONSTRUCTION / MANAGED BY FDOT								
DDR -DISTRICT DEDICATED REVENUE	0	0	0	1,010,175	0	0	0	1,010,175
DIH -STATE IN-HOUSE PRODUCT SUPPORT	0	0	0	14,030	0	0	0	14,030
Item 441653 1 Totals:	0	771,596	0	1,024,205	0	0	0	1,795,801
Project Total:	0	771,596	0	1,024,205	0	0	0	1,795,801

Fund	<2021	2021	2022	2023	2024	2025	>2025	All Years
Item Number: 441656 1 Project Description: SR 590 FROM NE OF LEONARD DR TO DELAWARE *NON-SIS*								
District: 07 County: PINELLAS Type of Work: RESURFACING Project Length: 1.416								
Extra Description: 2 LANES								
PRELIMINARY ENGINEERING / MANAGED BY FDOT			L RTP Reference: Objective 2.2					
DDR -DISTRICT DEDICATED REVENUE	0	832,189	0	0	0	0	0	832,189
DIH -STATE IN-HOUSE PRODUCT SUPPORT	0	1,000	0	0	0	0	0	1,000
CONSTRUCTION / MANAGED BY FDOT								
DDR -DISTRICT DEDICATED REVENUE	0	0	0	1,364,213	0	0	0	1,364,213
DIH -STATE IN-HOUSE PRODUCT SUPPORT	0	0	0	18,948	0	0	0	18,948
Item 441656 1 Totals:	0	833,189	0	1,383,161	0	0	0	2,216,350
Item Number: 441656 2 Project Description: SR 590 FROM NE OF LEONARD DR TO DELAWARE ST *NON-SIS*								
District: 07 County: PINELLAS Type of Work: URBAN CORRIDOR IMPROVEMENTS Project Length: .150								
CONSTRUCTION / MANAGED BY FDOT			L RTP Reference: Objective 1.2					
DDR -DISTRICT DEDICATED REVENUE	0	0	0	504,837	0	0	0	504,837
DIH -STATE IN-HOUSE PRODUCT SUPPORT	0	0	0	6,884	0	0	0	6,884
Item 441656 2 Totals:	0	0	0	511,721	0	0	0	511,721
Project Total:	0	833,189	0	1,894,882	0	0	0	2,728,071

Fund	<2021	2021	2022	2023	2024	2025	>2025	All Years
Item Number: 441657 1 Project Description: SR 586/CURLEW RD FROM E OF TALLEY DR/69TH ST TO SR 584/TAMPA RD *NON-SIS*								
District: 07 County: PINELLAS Type of Work: RESURFACING Project Length: 2.442								
Extra Description: 6 LANES								
PRELIMINARY ENGINEERING / MANAGED BY FDOT			LRTP Reference: Objective 2.2					
DDR -DISTRICT DEDICATED REVENUE	1,250,217	0	0	0	0	0	0	1,250,217
DIH -STATE IN-HOUSE PRODUCT SUPPORT	16,000	0	0	0	0	0	0	16,000
DS -STATE PRIMARY HIGHWAYS & PTO	7,481	0	0	0	0	0	0	7,481
CONSTRUCTION / MANAGED BY FDOT								
DDR -DISTRICT DEDICATED REVENUE	0	0	7,908,267	0	0	0	0	7,908,267
DIH -STATE IN-HOUSE PRODUCT SUPPORT	0	0	109,837	0	0	0	0	109,837
DS -STATE PRIMARY HIGHWAYS & PTO	23,909	0	0	0	0	0	0	23,909
Item 441657 1 Totals:	1,297,607	0	8,018,104	0	0	0	0	9,315,711
Project Total:	1,297,607	0	8,018,104	0	0	0	0	9,315,711

Fund	<2021	2021	2022	2023	2024	2025	>2025	All Years
Item Number: 442955 1 Project Description: 42ND AVE N FROM 46TH ST N TO 35TH ST N *NON-SIS*								
District: 07 County: PINELLAS Type of Work: SIDEWALK Project Length: .876								
Extra Description: 5-6' SIDEWALK ON S SIDE OF 42ND.								
CONSTRUCTION / MANAGED BY FDOT			LRTP Reference: Objective 6.1					
LF -LOCAL FUNDS	0	0	0	990,085	0	0	0	990,085
TALT -TRANSPORTATION ALTS- ANY AREA	0	0	0	992,000	0	0	0	992,000
Item 442955 1 Totals:	0	0	0	1,982,085	0	0	0	1,982,085
Project Total:	0	0	0	1,982,085	0	0	0	1,982,085

Fund	<2021	2021	2022	2023	2024	2025	>2025	All Years
Item Number: 443412 1 Project Description: FOREST LAKES BLVD FROM SR 580 TO SR 584/TAMPA RD *NON-SIS*								
District: 07 County: PINELLAS Type of Work: ADD LANES & REHABILITATE PVMNT Project Length: .462								
Extra Description: 2 TO 4 LANES WITH TRAIL								
PRELIMINARY ENGINEERING / MANAGED BY PINELLAS COUNTY			L RTP Reference: Figure 8-16, #4					
CIGP -COUNTY INCENTIVE GRANT PROGRAM	0	0	0	448,600	0	0	0	448,600
LFP -LOCAL FUNDS FOR PARTICIPATING	0	0	0	448,600	0	0	0	448,600
RIGHT OF WAY / MANAGED BY PINELLAS COUNTY								
CIGP -COUNTY INCENTIVE GRANT PROGRAM	0	0	0	0	0	1,031,000	0	1,031,000
LF -LOCAL FUNDS	0	0	0	0	0	1,031,000	0	1,031,000
Item 443412 1 Totals:	0	0	0	897,200	0	2,062,000	0	2,959,200
Project Total:	0	0	0	897,200	0	2,062,000	0	2,959,200

Fund	<2021	2021	2022	2023	2024	2025	>2025	All Years
Item Number: 443580 1 Project Description: TARPON AVENUE FROM S HUEY AVENUE TO US HWY 19 *NON-SIS*								
District: 07 County: PINELLAS Type of Work: INTERSECTION IMPROVEMENT Project Length: .250								
Extra Description: OPERATIONAL IMPROVEMENTS								
CONSTRUCTION / MANAGED BY FDOT			L RTP Reference: Objective 2.1					
ACSS -ADVANCE CONSTRUCTION (SS,HSP)	0	0	863,894	0	0	0	0	863,894
Item 443580 1 Totals:	0	0	863,894	0	0	0	0	863,894
Project Total:	0	0	863,894	0	0	0	0	863,894

Fund	<2021	2021	2022	2023	2024	2025	>2025	All Years
Item Number: 443581 1 Project Description: NORTH SHORE ELEMENTARY VARIOUS LOCATIONS - SAFE ROUTES TO SCHOOL *NON-SIS*								
District: 07 County: PINELLAS Type of Work: SIDEWALK Project Length: .000								
Extra Description: 34TH, POPLAR, 26TH, 37TH ,38TH, OAK, LOCUST, MONTEREY, 1ST								
PRELIMINARY ENGINEERING / MANAGED BY CITY OF ST PETERSBURG				L RTP Reference: Objective 3.6				
SR2T -SAFE ROUTES - TRANSFER	0	0	0	488,692	0	0	0	488,692
Item 443581 1 Totals:	0	0	0	488,692	0	0	0	488,692
Project Total:	0	0	0	488,692	0	0	0	488,692

Fund	<2021	2021	2022	2023	2024	2025	>2025	All Years
Item Number: 443600 1 Project Description: 40TH AVENUE NE OVER PLACIDO BAYOU *NON-SIS*								
District: 07 County: PINELLAS Type of Work: BRIDGE REPLACEMENT Project Length: .153								
Extra Description: BRIDGE REPLACEMENT #157154								
CONSTRUCTION / MANAGED BY CITY OF ST PETERSBURG				L RTP Reference: Objective 2.2				
ACBR -ADVANCE CONSTRUCTION (BRT)	15,895	0	0	0	0	0	0	15,895
LF -LOCAL FUNDS	5,327,093	0	0	0	0	0	0	5,327,093
LFF -LOCAL FUND - FOR MATCHING F/A	1,250,000	0	0	0	0	0	0	1,250,000
LFR -LOCAL FUNDS/REIMBURSIBLE	3,734,105	0	0	0	0	0	0	3,734,105
CONSTRUCTION / MANAGED BY FDOT								
DIH -STATE IN-HOUSE PRODUCT SUPPORT	1,000	0	0	0	0	0	0	1,000
LOCAL ADVANCE REIMBURSE / MANAGED BY CITY OF ST PETERSBURG								
ACBR -ADVANCE CONSTRUCTION (BRT)	0	0	383,707	0	3,350,398	0	0	3,734,105
Item 443600 1 Totals:	10,328,093	0	383,707	0	3,350,398	0	0	14,062,198
Project Total:	10,328,093	0	383,707	0	3,350,398	0	0	14,062,198

Fund	<2021	2021	2022	2023	2024	2025	>2025	All Years
Item Number: 443806 1 Project Description: US 19A/SR 595 FROM S END OF LONG BAYOU BRIDGE TO HOOVER BLVD/95TH ST N *NON-SIS*								
District: 07 County: PINELLAS Type of Work: RESURFACING Project Length: .521								
Extra Description: 5 LANES								
PRELIMINARY ENGINEERING / MANAGED BY FDOT			L RTP Reference: Objective 2.2					
DDR -DISTRICT DEDICATED REVENUE	0	421,566	0	0	0	0	0	421,566
DIH -STATE IN-HOUSE PRODUCT SUPPORT	5,000	1,000	0	0	0	0	0	6,000
CONSTRUCTION / MANAGED BY FDOT								
DDR -DISTRICT DEDICATED REVENUE	0	0	0	543,646	0	0	0	543,646
DIH -STATE IN-HOUSE PRODUCT SUPPORT	0	0	0	7,551	0	0	0	7,551
Item 443806 1 Totals:	5,000	422,566	0	551,197	0	0	0	978,763
Project Total:	5,000	422,566	0	551,197	0	0	0	978,763

Fund	<2021	2021	2022	2023	2024	2025	>2025	All Years
Item Number: 443807 1 Project Description: SR 694 FROM E OF GRAND AVE/S FRONTAGE RD TO E OF I-275/SR 93 *SIS*								
District: 07 County: PINELLAS Type of Work: RESURFACING Project Length: .900								
Extra Description: 6 LANES								
PRELIMINARY ENGINEERING / MANAGED BY FDOT			L RTP Reference: Objective 2.2					
DDR -DISTRICT DEDICATED REVENUE	0	567,931	0	0	0	0	0	567,931
DIH -STATE IN-HOUSE PRODUCT SUPPORT	0	1,000	0	0	0	0	0	1,000
CONSTRUCTION / MANAGED BY FDOT								
DDR -DISTRICT DEDICATED REVENUE	0	0	0	2,578,229	0	0	0	2,578,229
DIH -STATE IN-HOUSE PRODUCT SUPPORT	0	0	0	35,809	0	0	0	35,809
Item 443807 1 Totals:	0	568,931	0	2,614,038	0	0	0	3,182,969
Project Total:	0	568,931	0	2,614,038	0	0	0	3,182,969

Fund	<2021	2021	2022	2023	2024	2025	>2025	All Years
Item Number: 443836 1 Project Description: PINELLAS COUNTY SUBSTRUCTURE REPAIR VARIOUS LOCATIONS *NON-SIS*								
District: 07 County: PINELLAS Type of Work: BRIDGE-REPAIR/REHABILITATION Project Length: .989								
Extra Description: 150138, 150202, 150203, 150223								
PRELIMINARY ENGINEERING / MANAGED BY FDOT			L RTP Reference: Objective 2.2					
BRRP -STATE BRIDGE REPAIR & REHAB	0	0	250,000	0	0	0	0	250,000
DIH -STATE IN-HOUSE PRODUCT SUPPORT	0	0	1,000	0	0	0	0	1,000
CONSTRUCTION / MANAGED BY FDOT								
BRRP -STATE BRIDGE REPAIR & REHAB	0	0	0	2,339,566	0	0	0	2,339,566
DIH -STATE IN-HOUSE PRODUCT SUPPORT	0	0	0	31,334	0	0	0	31,334
Item 443836 1 Totals:	0	0	251,000	2,370,900	0	0	0	2,621,900
Project Total:	0	0	251,000	2,370,900	0	0	0	2,621,900

Fund	<2021	2021	2022	2023	2024	2025	>2025	All Years
Item Number: 443842 1 Project Description: I-275 SB OVER 31ST ST S BRIDGE # 150149 *SIS*								
District: 07 County: PINELLAS Type of Work: BRIDGE-REPAIR/REHABILITATION Project Length: .102								
Extra Description: BRIDGE COATING								
PRELIMINARY ENGINEERING / MANAGED BY FDOT			L RTP Reference: Objective 2.2					
BRRP -STATE BRIDGE REPAIR & REHAB	0	0	0	125,000	0	0	0	125,000
DIH -STATE IN-HOUSE PRODUCT SUPPORT	0	0	0	1,000	0	0	0	1,000
CONSTRUCTION / MANAGED BY FDOT								
BRRP -STATE BRIDGE REPAIR & REHAB	0	0	0	0	4,620,810	0	0	4,620,810
DIH -STATE IN-HOUSE PRODUCT SUPPORT	0	0	0	0	61,886	0	0	61,886
Item 443842 1 Totals:	0	0	0	126,000	4,682,696	0	0	4,808,696
Project Total:	0	0	0	126,000	4,682,696	0	0	4,808,696

Fund	<2021	2021	2022	2023	2024	2025	>2025	All Years
Item Number: 443928 1 Project Description: ST PETERSBURG DR E FROM S BAYVIEW BLVD TO DARTMOUTH AVE *NON-SIS*								
District: 07 County: PINELLAS Type of Work: URBAN CORRIDOR IMPROVEMENTS Project Length: .500								
Extra Description: COMPLETE STREETS								
CONSTRUCTION / MANAGED BY FDOT					L RTP Reference: 8-5, #21			
LF -LOCAL FUNDS	0	0	0	0	2,403,785	0	0	2,403,785
SU -STP, URBAN AREAS > 200K	0	0	0	0	1,000,000	0	0	1,000,000
Item 443928 1 Totals:	0	0	0	0	3,403,785	0	0	3,403,785
Project Total:	0	0	0	0	3,403,785	0	0	3,403,785

Fund	<2021	2021	2022	2023	2024	2025	>2025	All Years
Item Number: 443929 1 Project Description: ROSEY RD FROM MISSOURI AVE TO EAGLE LAKE PARK *NON-SIS*								
District: 07 County: PINELLAS Type of Work: URBAN CORRIDOR IMPROVEMENTS Project Length: 1.520								
Extra Description: COMPLETE STREETS								
CONSTRUCTION / MANAGED BY FDOT					L RTP Reference: Figure 8-5, #22			
LF -LOCAL FUNDS	0	0	0	0	9,096,245	0	0	9,096,245
SU -STP, URBAN AREAS > 200K	0	0	0	0	1,000,000	0	0	1,000,000
Item 443929 1 Totals:	0	0	0	0	10,096,245	0	0	10,096,245
Project Total:	0	0	0	0	10,096,245	0	0	10,096,245

Fund	<2021	2021	2022	2023	2024	2025	>2025	All Years
Item Number: 445410 1 Project Description: US 19/SR 55 FROM 126TH AVE N TO S OF SEVILLE BLVD *SIS*								
District: 07 County: PINELLAS Type of Work: PEDESTRIAN SAFETY IMPROVEMENT Project Length: 4.762								
Extra Description: INSTALL OPAQUE VISUAL BARRIER WALL ON TOP OF EXISTING WALL								
PRELIMINARY ENGINEERING / MANAGED BY FDOT			L RTP Reference: Objective 1.2					
DIH -STATE IN-HOUSE PRODUCT SUPPORT	14,000	0	0	0	0	0	0	14,000
CONSTRUCTION / MANAGED BY FDOT								
ACSS -ADVANCE CONSTRUCTION (SS,HSP)	0	1,286,134	0	0	0	0	0	1,286,134
Item 445410 1 Totals:	14,000	1,286,134	0	0	0	0	0	1,300,134
Project Total:	14,000	1,286,134	0	0	0	0	0	1,300,134

Fund	<2021	2021	2022	2023	2024	2025	>2025	All Years
Item Number: 445437 1 Project Description: RIDGEMOOR BLVD & BROOKER CREEK AT BROOKER CREEK BRIDGE #154153 *NON-SIS*								
District: 07 County: PINELLAS Type of Work: BRIDGE REPLACEMENT Project Length: .023								
PRELIMINARY ENGINEERING / MANAGED BY FDOT			L RTP Reference: Objective 2.2					
ACBR -ADVANCE CONSTRUCTION (BRT)	0	0	0	629,806	0	0	0	629,806
LF -LOCAL FUNDS	0	0	0	209,602	0	0	0	209,602
CONSTRUCTION / MANAGED BY FDOT								
ACBR -ADVANCE CONSTRUCTION (BRT)	0	0	0	0	0	2,260,739	0	2,260,739
LF -LOCAL FUNDS	0	0	0	0	0	739,878	0	739,878
Item 445437 1 Totals:	0	0	0	839,408	0	3,000,617	0	3,840,025
Project Total:	0	0	0	839,408	0	3,000,617	0	3,840,025

Fund	<2021	2021	2022	2023	2024	2025	>2025	All Years
Item Number: 445649 1 Project Description: 22ND ST S FROM 11TH AVE S TO 5TH AVE S *NON-SIS*								
District: 07 County: PINELLAS Type of Work: URBAN CORRIDOR IMPROVEMENTS Project Length: .501								
Extra Description: COMPLETE STREETS-ADD BRICK PAVERS,WIDEN SIDWALKS,STREETSCAPE								
CONSTRUCTION / MANAGED BY FDOT			L RTP Reference: Objective 1.2					
CM -CONGESTION MITIGATION - AQ	0	0	0	0	0	969,111	0	969,111
LF -LOCAL FUNDS	0	0	0	0	0	6,755,405	0	6,755,405
SU -STP, URBAN AREAS > 200K	0	0	0	0	0	30,889	0	30,889
Item 445649 1 Totals:	0	0	0	0	0	7,755,405	0	7,755,405
Project Total:	0	0	0	0	0	7,755,405	0	7,755,405

Fund	<2021	2021	2022	2023	2024	2025	>2025	All Years
Item Number: 445830 1 Project Description: PINELLAS COUNTY DRAINAGE REPAIRS VARIOUS LOCATIONS *SIS*								
District: 07 County: PINELLAS Type of Work: BRIDGE-REPAIR/REHABILITATION Project Length: 1.541								
Extra Description: BRIDGE # 150121, 122, 123, 124, 140, 143, 158, 159								
PRELIMINARY ENGINEERING / MANAGED BY FDOT			L RTP Reference: Objective 2.2					
BRRP -STATE BRIDGE REPAIR & REHAB	0	0	0	200,000	0	0	0	200,000
DIH -STATE IN-HOUSE PRODUCT SUPPORT	0	0	0	1,000	0	0	0	1,000
CONSTRUCTION / MANAGED BY FDOT								
BRRP -STATE BRIDGE REPAIR & REHAB	0	0	0	0	710,250	0	0	710,250
DIH -STATE IN-HOUSE PRODUCT SUPPORT	0	0	0	0	9,512	0	0	9,512
Item 445830 1 Totals:	0	0	0	201,000	719,762	0	0	920,762
Project Total:	0	0	0	201,000	719,762	0	0	920,762

Fund	<2021	2021	2022	2023	2024	2025	>2025	All Years
Item Number: 445834 1 Project Description: PINELLAS COUNTY SUBSTRUCTURE REPAIR VARIOUS LOCATIONS *NON-SIS*								
District: 07 County: PINELLAS Type of Work: BRIDGE-REPAIR/REHABILITATION Project Length: .203								
Extra Description: BR# 150030 AND 150135 COREY AVE OVER INTERCOASTAL WATERWAY								
PRELIMINARY ENGINEERING / MANAGED BY FDOT				L RTP Reference: Objective 2.2				
BRRP -STATE BRIDGE REPAIR & REHAB	0	0	0	0	120,000	0	0	120,000
DIH -STATE IN-HOUSE PRODUCT SUPPORT	0	0	0	0	1,000	0	0	1,000
CONSTRUCTION / MANAGED BY FDOT								
BRRP -STATE BRIDGE REPAIR & REHAB	0	0	0	0	0	1,548,446	0	1,548,446
DIH -STATE IN-HOUSE PRODUCT SUPPORT	0	0	0	0	0	20,738	0	20,738
Item 445834 1 Totals:	0	0	0	0	121,000	1,569,184	0	1,690,184
Project Total:	0	0	0	0	121,000	1,569,184	0	1,690,184

Fund	<2021	2021	2022	2023	2024	2025	>2025	All Years
Item Number: 445864 1 Project Description: I-175/SR 594 FROM E 16TH STREET S TO 4TH STREET S *SIS*								
District: 07 County: PINELLAS Type of Work: RIGID PAVEMENT REHABILITATION Project Length: .987								
Extra Description: 4 AND 6 LANES								
PRELIMINARY ENGINEERING / MANAGED BY FDOT				L RTP Reference: Objective 2.2				
ACNP -ADVANCE CONSTRUCTION NHPP	0	690,458	0	0	0	0	0	690,458
CONSTRUCTION / MANAGED BY FDOT								
ACNP -ADVANCE CONSTRUCTION NHPP	0	0	0	3,150,319	0	0	0	3,150,319
Item 445864 1 Totals:	0	690,458	0	3,150,319	0	0	0	3,840,777
Project Total:	0	690,458	0	3,150,319	0	0	0	3,840,777

Fund	<2021	2021	2022	2023	2024	2025	>2025	All Years
Item Number: 445865 1 Project Description: I-375/SR 592 FROM I-275 TO SR 595/4TH AVE N *SIS*								
District: 07 County: PINELLAS Type of Work: RIGID PAVEMENT REHABILITATION Project Length: 1.961								
Extra Description: 4 LANES								
PRELIMINARY ENGINEERING / MANAGED BY FDOT			L RTP Reference: Objective 2.2					
ACNP -ADVANCE CONSTRUCTION NHPP	0	776,349	0	0	0	0	0	776,349
CONSTRUCTION / MANAGED BY FDOT								
ACNP -ADVANCE CONSTRUCTION NHPP	0	0	0	3,710,190	0	0	0	3,710,190
Item 445865 1 Totals:	0	776,349	0	3,710,190	0	0	0	4,486,539
Project Total:	0	776,349	0	3,710,190	0	0	0	4,486,539

Fund	<2021	2021	2022	2023	2024	2025	>2025	All Years
Item Number: 445886 1 Project Description: I-275/SR 93 FROM N END OF SKYWAY BRIDGE TO N OF MAXIMO POINT BRIDGES *SIS*								
District: 07 County: PINELLAS Type of Work: RESURFACING Project Length: 7.551								
Extra Description: 4 LANES								
PRELIMINARY ENGINEERING / MANAGED BY FDOT			L RTP Reference: Objective 2.2					
ACNP -ADVANCE CONSTRUCTION NHPP	0	1,362,942	0	0	0	0	0	1,362,942
CONSTRUCTION / MANAGED BY FDOT								
ACNP -ADVANCE CONSTRUCTION NHPP	0	0	0	10,206,085	0	0	0	10,206,085
Item 445886 1 Totals:	0	1,362,942	0	10,206,085	0	0	0	11,569,027
Project Total:	0	1,362,942	0	10,206,085	0	0	0	11,569,027

Fund	<2021	2021	2022	2023	2024	2025	>2025	All Years
Item Number: 445981 1 Project Description: I-275 SB RAMP TO I-375 EB BRIDGE 150124 *SIS*								
District: 07 County: PINELLAS Type of Work: BRIDGE-REPAIR/REHABILITATION Project Length: .225								
Extra Description: BEAM AND SUBSTRUCTURE REPAIR								
PRELIMINARY ENGINEERING / MANAGED BY FDOT			LRTP Reference: Objective 2.2					
BRRP -STATE BRIDGE REPAIR & REHAB	0	0	100,000	0	0	0	0	100,000
DIH -STATE IN-HOUSE PRODUCT SUPPORT	0	0	1,000	0	0	0	0	1,000
CONSTRUCTION / MANAGED BY FDOT								
BRRP -STATE BRIDGE REPAIR & REHAB	0	0	0	76,829	0	0	0	76,829
DIH -STATE IN-HOUSE PRODUCT SUPPORT	0	0	0	1,081	0	0	0	1,081
Item 445981 1 Totals:	0	0	101,000	77,910	0	0	0	178,910
Project Total:	0	0	101,000	77,910	0	0	0	178,910

Fund	<2021	2021	2022	2023	2024	2025	>2025	All Years
Item Number: 446009 1 Project Description: I-275/SR 93 FROM 54TH AVE S TO 5TH AVE S *SIS*								
District: 07 County: PINELLAS Type of Work: RIGID PAVEMENT REHABILITATION Project Length: 3.956								
Extra Description: 6 LANES								
PRELIMINARY ENGINEERING / MANAGED BY FDOT L RTP Reference: Objective 2.2								
ACNP -ADVANCE CONSTRUCTION NHPP	0	756,807	0	0	0	0	0	756,807
CONSTRUCTION / MANAGED BY FDOT								
ACNP -ADVANCE CONSTRUCTION NHPP	0	0	0	5,964,333	0	0	0	5,964,333
Item 446009 1 Totals:	0	756,807	0	5,964,333	0	0	0	6,721,140
Project Total:	0	756,807	0	5,964,333	0	0	0	6,721,140

Fund	<2021	2021	2022	2023	2024	2025	>2025	All Years
TRANSPORTATION PLANNING								
Item Number: 438747 2 Project Description: PINELLAS COUNTY MODEL STUDIES *NON-SIS*								
District: 07 County: PINELLAS Type of Work: PLANNING MODELS/DATA UPDATE Project Length: .000								
Extra Description: CONDUCT SURVEYS TO UPDATE PLANNING MODELS/DATA								
PLANNING / MANAGED BY FDOT L RTP Reference: Policy 1.2.9								
D -UNRESTRICTED STATE PRIMARY	592,000	148,000	148,000	148,000	148,000	148,000	0	1,332,000
DU -STATE PRIMARY/FEDERAL REIMB	162,312	0	0	0	0	0	0	162,312
SU -STP, URBAN AREAS > 200K	444,000	0	148,000	148,000	148,000	148,000	0	1,036,000
Item 438747 2 Totals:	1,198,312	148,000	296,000	296,000	296,000	296,000	0	2,530,312
Project Total:	1,198,312	148,000	296,000	296,000	296,000	296,000	0	2,530,312

Fund	<2021	2021	2022	2023	2024	2025	>2025	All Years
Item Number: 439338 3 Project Description: PINELLAS COUNTY FY 2020/2021-2021/2022 UPWP *NON-SIS*								
District: 07 County: PINELLAS Type of Work: TRANSPORTATION PLANNING Project Length: .000								
PLANNING / PINELLAS COUNTY MPO LRTP Reference: Policy 1.2.9								
PL -METRO PLAN (85% FA; 15% OTHER)	0	997,948	997,948	0	0	0	0	1,995,896
SU -STP, URBAN AREAS > 200K	0	350,000	500,000	0	0	0	0	850,000
Item 439338 3 Totals:	0	1,347,948	1,497,948	0	0	0	0	2,845,896
Item Number: 439338 4 Project Description: PINELLAS COUNTY FY 2022/2023-2023/2024 UPWP *NON-SIS*								
District: 07 County: PINELLAS Type of Work: TRANSPORTATION PLANNING Project Length: .000								
PLANNING / PINELLAS COUNTY MPO LRTP Reference: Policy 1.2.9								
PL -METRO PLAN (85% FA; 15% OTHER)	0	0	0	997,948	997,948	0	0	1,995,896
SU -STP, URBAN AREAS > 200K	0	0	0	600,000	600,000	0	0	1,200,000
Item 439338 4 Totals:	0	0	0	1,597,948	1,597,948	0	0	3,195,896
Item Number: 439338 5 Project Description: PINELLAS COUNTY FY 2024/2025-2025/2026 UPWP *NON-SIS*								
District: 07 County: PINELLAS Type of Work: TRANSPORTATION PLANNING Project Length: .000								
PLANNING / PINELLAS COUNTY MPO LRTP Reference: Policy 1.2.9								
PL -METRO PLAN (85% FA; 15% OTHER)	0	0	0	0	0	997,948	0	997,948
SU -STP, URBAN AREAS > 200K	0	0	0	0	0	600,000	0	600,000
Item 439338 5 Totals:	0	0	0	0	0	1,597,948	0	1,597,948
Project Total:	0	1,347,948	1,497,948	1,597,948	1,597,948	1,597,948	0	7,639,740

Fund	<2021	2021	2022	2023	2024	2025	>2025	All Years
MAINTENANCE								
Item Number: 400575 1 Project Description: PINELLAS CO (15) *NON-SIS*								
District: 07 County: PINELLAS Type of Work: ROUTINE MAINTENANCE Project Length: .000								
BRDG/RDWY/CONTRACT MAINT / MANAGED BY FDOT				LRTP Reference: Objective 2.2				
D -UNRESTRICTED STATE PRIMARY	69,993,401	1,408,000	1,408,000	1,408,000	1,408,000	1,408,000	0	77,033,401
Item 400575 1 Totals:	69,993,401	1,408,000	1,408,000	1,408,000	1,408,000	1,408,000	0	77,033,401
Project Total:	69,993,401	1,408,000	1,408,000	1,408,000	1,408,000	1,408,000	0	77,033,401

Fund	<2021	2021	2022	2023	2024	2025	>2025	All Years
Item Number: 401072 1 Project Description: PINELLAS CO (15) BAYWAY *NON-SIS*								
District: 07 County: PINELLAS Type of Work: ROUTINE MAINTENANCE Project Length: .000								
BRDG/RDWY/CONTRACT MAINT / MANAGED BY FDOT				LRTP Reference: Objective 2.2				
TM03 -PINELLAS BAYWAY	855,116	20,000	20,000	20,000	20,000	20,000	0	955,116
Item 401072 1 Totals:	855,116	20,000	20,000	20,000	20,000	20,000	0	955,116
Project Total:	855,116	20,000	20,000	20,000	20,000	20,000	0	955,116

Fund	<2021	2021	2022	2023	2024	2025	>2025	All Years
Item Number: 401073 1 Project Description: PINELLAS CO (15) SKYWAY *NON-SIS*								
District: 07 County: PINELLAS Type of Work: ROUTINE MAINTENANCE Project Length: .000								
BRDG/RDWY/CONTRACT MAINT / MANAGED BY FDOT				LRTP Reference: Objective 2.2				
TM01 -SUNSHINE SKYWAY	2,456,215	182,000	182,000	182,000	182,000	182,000	0	3,366,215
Item 401073 1 Totals:	2,456,215	182,000	182,000	182,000	182,000	182,000	0	3,366,215
Project Total:	2,456,215	182,000	182,000	182,000	182,000	182,000	0	3,366,215

Fund	<2021	2021	2022	2023	2024	2025	>2025	All Years
Item Number: 401693 1 Project Description: PINELLAS CO (15) *SIS*								
District: 07 County: PINELLAS Type of Work: ROUTINE MAINTENANCE Project Length: .000								
BRDG/RDWY/CONTRACT MAINT / MANAGED BY FDOT				LRTP Reference: Objective 2.2				
D -UNRESTRICTED STATE PRIMARY	2,741,745	40,000	40,000	40,000	40,000	40,000	0	2,941,745
Item 401693 1 Totals:	2,741,745	40,000	40,000	40,000	40,000	40,000	0	2,941,745
Project Total:	2,741,745	40,000	40,000	40,000	40,000	40,000	0	2,941,745

Fund	<2021	2021	2022	2023	2024	2025	>2025	All Years
Item Number: 416810 1 Project Description: PINELLAS BAYWAY TOLL FACILITIES MAINTENANCE *SIS*								
District: 07 County: PINELLAS Type of Work: TOLL PLAZA Project Length: 4.816								
BRDG/RDWY/CONTRACT MAINT / MANAGED BY FDOT				LRTP Reference: Objective 2.2				
TM03 -PINELLAS BAYWAY	1,474,467	57,143	57,143	57,143	57,143	57,143	285,715	2,045,897
Item 416810 1 Totals:	1,474,467	57,143	57,143	57,143	57,143	57,143	285,715	2,045,897
Project Total:	1,474,467	57,143	57,143	57,143	57,143	57,143	285,715	2,045,897

Fund	<2021	2021	2022	2023	2024	2025	>2025	All Years
Item Number: 432895 1 Project Description: ASSET MAINTENANCE PINELLAS COUNTY *NON-SIS*								
District: 07 County: PINELLAS Type of Work: ROUTINE MAINTENANCE Project Length: .000								
BRDG/RDWY/CONTRACT MAINT / MANAGED BY FDOT				LRTP Reference: Objective 2.2				
D -UNRESTRICTED STATE PRIMARY	27,533,033	4,824,772	5,000,000	5,000,000	5,000,000	5,000,000	0	52,357,805
TM03 -PINELLAS BAYWAY	1,200,014	217,310	220,000	220,000	200,000	220,000	0	2,277,324
Item 432895 1 Totals:	28,733,047	5,042,082	5,220,000	5,220,000	5,200,000	5,220,000	0	54,635,129
Project Total:	28,733,047	5,042,082	5,220,000	5,220,000	5,200,000	5,220,000	0	54,635,129

Fund	<2021	2021	2022	2023	2024	2025	>2025	All Years
Item Number: 438516 1 Project Description: ALBERT WHITTED AIRPORT - CONSTRUCT RUNWAY 18/36 AND STUB CONNECTORS *NON-SIS*								
District: 07 County: PINELLAS Type of Work: AVIATION SAFETY PROJECT Project Length: .000								
CAPITAL / RESPONSIBLE AGENCY NOT AVAILABLE			LRTP Reference: Objective 5.1					
DDR -DISTRICT DEDICATED REVENUE	0	792,195	0	0	0	0	0	792,195
DPTO -STATE - PTO	0	689,301	0	0	0	0	0	689,301
FAA -FEDERAL AVIATION ADMIN	0	2,198,129	0	0	0	0	0	2,198,129
LF -LOCAL FUNDS	0	370,375	0	0	0	0	0	370,375
Item 438516 1 Totals:	0	4,050,000	0	0	0	0	0	4,050,000
Project Total:	0	4,050,000	0	0	0	0	0	4,050,000

Fund	<2021	2021	2022	2023	2024	2025	>2025	All Years
Item Number: 438529 1 Project Description: ST PETE-CLEARWATER INTERNATIONAL AIRPORT - REHABILITATE RUNWAY 4/22 *SIS*								
District: 07 County: PINELLAS Type of Work: AVIATION CAPACITY PROJECT Project Length: .000								
CAPITAL / RESPONSIBLE AGENCY NOT AVAILABLE			LRTP Reference: Objective 5.1					
DPTO -STATE - PTO	0	0	200,000	0	0	0	0	200,000
FAA -FEDERAL AVIATION ADMIN	0	0	3,600,000	0	0	0	0	3,600,000
LF -LOCAL FUNDS	0	0	200,000	0	0	0	0	200,000
Item 438529 1 Totals:	0	0	4,000,000	0	0	0	0	4,000,000
Project Total:	0	0	4,000,000	0	0	0	0	4,000,000

Fund	<2021	2021	2022	2023	2024	2025	>2025	All Years
Item Number: 440571 1 Project Description: ST PETE-CLEARWATER INTERNATIONAL AIRPORT - CONSTRUCT ARFF BUILDING *SIS*								
District: 07 County: PINELLAS Type of Work: AVIATION SAFETY PROJECT Project Length: .000								
Extra Description: AIRCRAFT RESCUE AND FIREFIGHTING BUILDING								
CAPITAL / RESPONSIBLE AGENCY NOT AVAILABLE			L RTP Reference: Objective 5.1					
DPTO -STATE - PTO	0	0	75,000	0	0	0	0	75,000
FAA -FEDERAL AVIATION ADMIN	0	0	1,350,000	0	0	0	0	1,350,000
LF -LOCAL FUNDS	0	0	75,000	0	0	0	0	75,000
Item 440571 1 Totals:	0	0	1,500,000	0	0	0	0	1,500,000
Project Total:	0	0	1,500,000	0	0	0	0	1,500,000

Fund	<2021	2021	2022	2023	2024	2025	>2025	All Years
Item Number: 440572 1 Project Description: CLEARWATER AIRPARK - CONSTRUCT MULTIPLANE HANGAR *NON-SIS*								
District: 07 County: PINELLAS Type of Work: AVIATION REVENUE/OPERATIONAL Project Length: .000								
CAPITAL / RESPONSIBLE AGENCY NOT AVAILABLE			L RTP Reference: Objective 5.1					
DDR -DISTRICT DEDICATED REVENUE	0	0	0	0	543,447	0	0	543,447
LF -LOCAL FUNDS	0	0	0	0	140,000	0	0	140,000
Item 440572 1 Totals:	0	0	0	0	683,447	0	0	683,447
Project Total:	0	0	0	0	683,447	0	0	683,447

Fund	<2021	2021	2022	2023	2024	2025	>2025	All Years
Item Number: 444471 1 Project Description: ST PETE-CLEARWATER INTERNATIONAL AIRPORT - PASSENGER TERMINAL IMPROV. *SIS*								
District: 07 County: PINELLAS Type of Work: AVIATION CAPACITY PROJECT Project Length: .000								
CAPITAL / RESPONSIBLE AGENCY NOT AVAILABLE L RTP Reference: Objective 5.1								
DDR -DISTRICT DEDICATED REVENUE	0	0	0	53,989	0	0	0	53,989
DPTO -STATE - PTO	0	0	3,922,051	0	0	0	0	3,922,051
FAA -FEDERAL AVIATION ADMIN	0	0	4,000,000	0	0	0	0	4,000,000
LF -LOCAL FUNDS	0	0	7,360,000	10,000	0	0	0	7,370,000
Item 444471 1 Totals:	0	0	15,282,051	63,989	0	0	0	15,346,040
Project Total:	0	0	15,282,051	63,989	0	0	0	15,346,040

Fund	<2021	2021	2022	2023	2024	2025	>2025	All Years
Item Number: 446804 1 Project Description: ALBERT WHITTED AIRPORT - TAXIWAY A REHAB *NON-SIS*								
District: 07 County: PINELLAS Type of Work: AVIATION PRESERVATION PROJECT Project Length: .000								
CAPITAL / RESPONSIBLE AGENCY NOT AVAILABLE L RTP Reference: Objective 5.1								
DDR -DISTRICT DEDICATED REVENUE	0	0	0	9,600	0	0	0	9,600
FAA -FEDERAL AVIATION ADMIN	0	0	0	108,000	0	0	0	108,000
LF -LOCAL FUNDS	0	0	0	2,400	0	0	0	2,400
Item 446804 1 Totals:	0	0	0	120,000	0	0	0	120,000
Project Total:	0	0	0	120,000	0	0	0	120,000

Fund	<2021	2021	2022	2023	2024	2025	>2025	All Years
FLP: TRANSIT								
Item Number: 402513 1 Project Description: PSTA - STATE TRANSIT BLOCK GRANT PROGRAM *NON-SIS*								
District: 07 County: PINELLAS Type of Work: OPERATING FOR FIXED ROUTE Project Length: .000								
Extra Description: OPERATIONAL ASSISTANCE								
OPERATIONS / MANAGED BY PINELLAS COUNTY				L RTP Reference: Objective 6.2				
DDR -DISTRICT DEDICATED REVENUE	36,805,877	4,851,432	5,094,003	5,348,703	0	0	0	52,100,015
DPTO -STATE - PTO	14,340,603	0	0	0	5,616,139	5,658,260	0	25,615,002
DS -STATE PRIMARY HIGHWAYS & PTO	22,024,260	0	0	0	0	0	0	22,024,260
LF -LOCAL FUNDS	67,616,686	4,851,432	5,094,003	5,348,703	5,616,139	5,658,260	0	94,185,223
Item 402513 1 Totals:	140,787,426	9,702,864	10,188,006	10,697,406	11,232,278	11,316,520	0	193,924,500
Project Total:	140,787,426	9,702,864	10,188,006	10,697,406	11,232,278	11,316,520	0	193,924,500

Fund	<2021	2021	2022	2023	2024	2025	>2025	All Years
Item Number: 402514 1 Project Description: PINELLAS COUNTY MPO TRANSIT PLANNING SECTION 5305 *NON-SIS*								
District: 07 County: PINELLAS Type of Work: PTO STUDIES Project Length: .000								
Extra Description: SECTION 5305 MPO TRANSPORTATION PLANNING								
PLANNING / MANAGED BY PINELLAS COUNTY MPO				L RTP Reference: Objective 6.2				
DDR -DISTRICT DEDICATED REVENUE	448,244	58,631	0	0	0	0	0	506,875
DPTO -STATE - PTO	273,563	0	37,083	38,195	40,151	41,355	0	430,347
DS -STATE PRIMARY HIGHWAYS & PTO	99,439	0	0	0	0	0	0	99,439
DU -STATE PRIMARY/FEDERAL REIMB	6,569,987	469,052	296,661	305,561	321,206	330,845	0	8,293,312
LF -LOCAL FUNDS	821,252	58,631	37,083	38,195	40,151	41,355	0	1,036,667
Item 402514 1 Totals:	8,212,485	586,314	370,827	381,951	401,508	413,555	0	10,366,640
Project Total:	8,212,485	586,314	370,827	381,951	401,508	413,555	0	10,366,640

Fund	<2021	2021	2022	2023	2024	2025	>2025	All Years
Item Number: 402520 1 Project Description: PSTA - FTA SECTION 5307 *NON-SIS*								
District: 07 County: PINELLAS Type of Work: CAPITAL FOR FIXED ROUTE Project Length: .000								
Extra Description: CAPITAL ASSISTANCE								
OPERATIONS / MANAGED BY PINELLAS COUNTY				L RTP Reference: Objective 6.2				
FTA -FEDERAL TRANSIT ADMINISTRATION	0	0	0	0	14,609,171	0	0	14,609,171
CAPITAL / MANAGED BY PINELLAS COUNTY								
FTA -FEDERAL TRANSIT ADMINISTRATION	167,925,653	14,609,171	14,609,171	14,609,171	0	0	0	211,753,166
FTAT -FHWA TRANSFER TO FTA (NON-BUD)	2,300,000	0	0	0	0	0	0	2,300,000
S117 -STP EARMARKS - 2005	2,300,000	0	0	0	0	0	0	2,300,000
Item 402520 1 Totals:	172,525,653	14,609,171	14,609,171	14,609,171	14,609,171	0	0	230,962,337
Project Total:	172,525,653	14,609,171	14,609,171	14,609,171	14,609,171	0	0	230,962,337

Fund	<2021	2021	2022	2023	2024	2025	>2025	All Years
Item Number: 410695 1 Project Description: PSTA TRANSIT CORRIDOR PROGRAM 100X-OPERATING *NON-SIS*								
District: 07 County: PINELLAS Type of Work: URBAN CORRIDOR IMPROVEMENTS Project Length: .000								
Extra Description: REGIONAL INTERCOUNTY SERVICE-PINELLAS TO HILLSBOROUGH 100X								
OPERATIONS / MANAGED BY PINELLAS COUNTY				L RTP Reference: Objective 6.2				
DDR -DISTRICT DEDICATED REVENUE	1,604,515	272,278	0	0	0	0	0	1,876,793
DPTO -STATE - PTO	967,261	13,637	257,284	278,817	287,236	295,853	0	2,100,088
DS -STATE PRIMARY HIGHWAYS & PTO	1,225,000	0	0	0	0	0	0	1,225,000
Item 410695 1 Totals:	3,796,776	285,915	257,284	278,817	287,236	295,853	0	5,201,881
Project Total:	3,796,776	285,915	257,284	278,817	287,236	295,853	0	5,201,881

Fund	<2021	2021	2022	2023	2024	2025	>2025	All Years
Item Number: 418265 1 Project Description: PSTA - TRANSIT CORRIDOR PROGRAM. *NON-SIS*								
District: 07 County: PINELLAS Type of Work: URBAN CORRIDOR IMPROVEMENTS Project Length: .000								
Extra Description: REGIONAL INTERCOUNTY SERVICE-ULMERTON/HFB/DOWNTOWN TPA 300X								
OPERATIONS / MANAGED BY PINELLAS COUNTY				LRTP Reference: Objective 6.2				
DDR -DISTRICT DEDICATED REVENUE	915,425	0	0	0	0	0	0	915,425
DPTO -STATE - PTO	1,251,990	285,915	272,554	285,915	294,334	303,164	0	2,693,872
DS -STATE PRIMARY HIGHWAYS & PTO	528,332	0	0	0	0	0	0	528,332
Item 418265 1 Totals:	2,695,747	285,915	272,554	285,915	294,334	303,164	0	4,137,629
Project Total:	2,695,747	285,915	272,554	285,915	294,334	303,164	0	4,137,629

Fund	<2021	2021	2022	2023	2024	2025	>2025	All Years
Item Number: 430319 1 Project Description: PSTA - TRANSIT CORRIDOR PROGRAM *NON-SIS*								
District: 07 County: PINELLAS Type of Work: TRANSIT IMPROVEMENT Project Length: .000								
Extra Description: REGIONAL INTERCOUNTY SERVICE -ST PETE & DOWNTOWN TAMPA								
OPERATIONS / MANAGED BY PINELLAS COUNTY				LRTP Reference: Objective 6.2				
DDR -DISTRICT DEDICATED REVENUE	166,034	0	0	285,915	0	0	0	451,949
DPTO -STATE - PTO	1,533,416	285,915	272,554	0	294,334	303,164	0	2,689,383
Item 430319 1 Totals:	1,699,450	285,915	272,554	285,915	294,334	303,164	0	3,141,332
Project Total:	1,699,450	285,915	272,554	285,915	294,334	303,164	0	3,141,332

Fund	<2021	2021	2022	2023	2024	2025	>2025	All Years
Item Number: 430320 1 Project Description: PSTA - TRANSIT CORRIDOR PROGRAM. *NON-SIS*								
District: 07 County: PINELLAS Type of Work: TRANSIT IMPROVEMENT Project Length: .000								
Extra Description: REGIONAL INTERCOUNTY SERVICE-CURLEW RD & HILLSBOROUGH COUNTY								
OPERATIONS / MANAGED BY PINELLAS COUNTY				L RTP Reference: Objective 6.2				
DDR -DISTRICT DEDICATED REVENUE	0	0	0	285,915	0	0	0	285,915
DPTO -STATE - PTO	2,041,408	285,917	272,554	0	294,324	303,154	0	3,197,357
Item 430320 1 Totals:	2,041,408	285,917	272,554	285,915	294,324	303,154	0	3,483,272
Project Total:	2,041,408	285,917	272,554	285,915	294,324	303,154	0	3,483,272

Fund	<2021	2021	2022	2023	2024	2025	>2025	All Years
Item Number: 434304 1 Project Description: PSTA SECTION 5339 CAPITAL ACTIVITIES *NON-SIS*								
District: 07 County: PINELLAS Type of Work: PURCHASE VEHICLES/EQUIPMENT Project Length: .000								
Extra Description: PSTA FTA SECTION 5339; BUS/BUS FACILITIES PROGRAM								
CAPITAL / MANAGED BY PINELLAS COUNTY				L RTP Reference: Objective 6.2				
FTA -FEDERAL TRANSIT ADMINISTRATION	10,163,522	1,400,000	1,400,000	1,400,000	1,400,000	0	0	15,763,522
Item 434304 1 Totals:	10,163,522	1,400,000	1,400,000	1,400,000	1,400,000	0	0	15,763,522
Project Total:	10,163,522	1,400,000	1,400,000	1,400,000	1,400,000	0	0	15,763,522

Fund	<2021	2021	2022	2023	2024	2025	>2025	All Years
Item Number: 439004 1 Project Description: PSTA HIGH INTENSITY MOTORBUS - FTA SECTION 5337 *NON-SIS*								
District: 07 County: PINELLAS Type of Work: FIXED GUIDEWAY IMPROVEMENTS Project Length: .000								
CAPITAL / MANAGED BY PINELLAS COUNTY				L RTP Reference: Objective 6.2				
FTA -FEDERAL TRANSIT ADMINISTRATION	59,835	10,000	10,000	10,000	10,000	0	0	99,835
Item 439004 1 Totals:	59,835	10,000	10,000	10,000	10,000	0	0	99,835
Project Total:	59,835	10,000	10,000	10,000	10,000	0	0	99,835

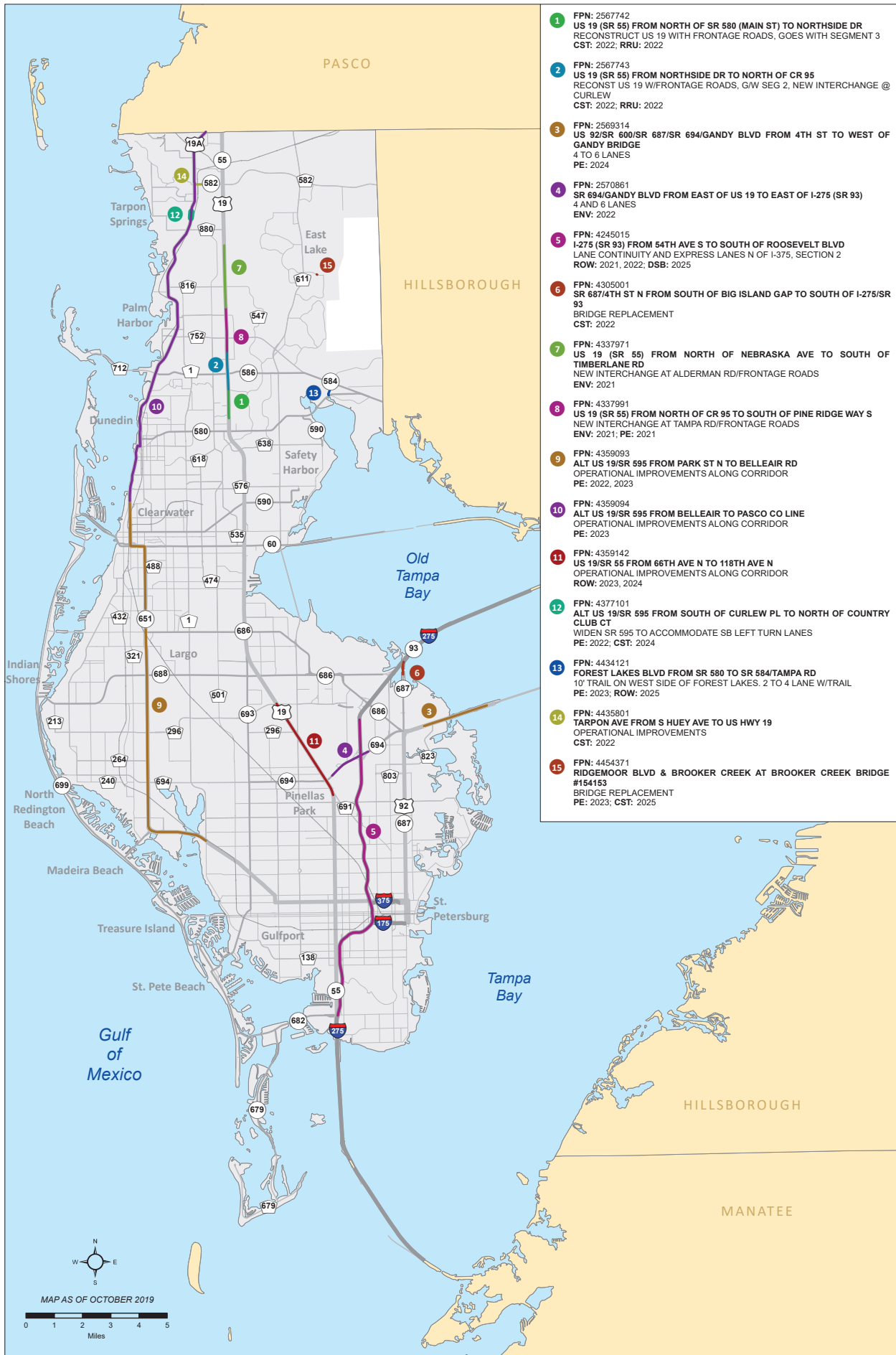
Fund	<2021	2021	2022	2023	2024	2025	>2025	All Years
Item Number: 440743 1 Project Description: PSTA - CAPITAL PROJECT FOR 60X FRM CLEARWATER BEACH TO TIA *NON-SIS*								
District: 07 County: PINELLAS Type of Work: TRANSIT IMPROVEMENT Project Length: .000								
CAPITAL / MANAGED BY PINELLAS COUNTY LRTP Reference: Objective 6.2								
SU -STP, URBAN AREAS > 200K	0	0	3,000,000	0	0	0	0	3,000,000
Item 440743 1 Totals:	0	0	3,000,000	0	0	0	0	3,000,000
Project Total:	0	0	3,000,000	0	0	0	0	3,000,000

Fund	<2021	2021	2022	2023	2024	2025	>2025	All Years
Item Number: 443348 1 Project Description: PSTA DOWNTOWN TO DOWNTOWN EXPRESS *NON-SIS*								
District: 07 County: PINELLAS Type of Work: TRANSIT IMPROVEMENT Project Length: .000								
Extra Description: ENHANCE 100X								
OPERATIONS / MANAGED BY PINELLAS COUNTY LRTP Reference: Objective 6.2								
DPTO -STATE - PTO	0	2,000,000	1,900,000	0	0	0	0	3,900,000
LF -LOCAL FUNDS	0	2,000,000	1,900,000	0	0	0	0	3,900,000
Item 443348 1 Totals:	0	4,000,000	3,800,000	0	0	0	0	7,800,000
Project Total:	0	4,000,000	3,800,000	0	0	0	0	7,800,000

Fund	<2021	2021	2022	2023	2024	2025	>2025	All Years
Item Number: 446142 1 Project Description: PSTA - FHWA SURFACE TRANSPORTATION PROGRAM *NON-SIS*								
District: 07 County: PINELLAS Type of Work: PURCHASE VEHICLES/EQUIPMENT Project Length: .000								
CAPITAL / MANAGED BY PINELLAS COUNTY LRTP Reference: Objective 6.2								
SU -STP, URBAN AREAS > 200K	0	0	0	0	0	1,500,000	0	1,500,000
Item 446142 1 Totals:	0	0	0	0	0	1,500,000	0	1,500,000
Project Total:	0	0	0	0	0	1,500,000	0	1,500,000

Fund	<2021	2021	2022	2023	2024	2025	>2025	All Years
MISCELLANEOUS								
Item Number: 432895 1 Project Description: ASSET MAINTENANCE PINELLAS COUNTY *NON-SIS*								
District: 07 County: PINELLAS Type of Work: ROUTINE MAINTENANCE Project Length: .000								
CONSTRUCTION / MANAGED BY FDOT				L RTP Reference: Objective 2.2				
DIH -STATE IN-HOUSE PRODUCT SUPPORT	18,643	0	0	0	0	0	0	18,643
DS -STATE PRIMARY HIGHWAYS & PTO	105,148	0	0	0	0	0	0	105,148
Item 432895 1 Totals:	123,791	0	0	0	0	0	0	123,791
Project Total:	123,791	0	0	0	0	0	0	123,791
District 07 Totals:	2,203,590,157	113,994,725	318,675,629	118,851,000	99,338,002	344,656,047	196,607,284	3,395,712,884
Grand Total	2,203,590,157	113,994,725	318,675,629	118,851,000	99,338,002	344,656,047	196,607,284	3,395,712,844

Roadway Capacity Projects: Map 1



- 1 FPN: 2567742
US 19 (SR 55) FROM NORTH OF SR 580 (MAIN ST) TO NORTHSIDE DR
RECONSTRUCT US 19 WITH FRONTAGE ROADS, GOES WITH SEGMENT 3
CST: 2022; RRU: 2022
- 2 FPN: 2567743
US 19 (SR 55) FROM NORTHSIDE DR TO NORTH OF CR 95
RECONSTRUCT US 19 W/FRONTAGE ROADS, GW SEG 2, NEW INTERCHANGE @
CURLEW
CST: 2022; RRU: 2022
- 3 FPN: 2569314
US 92/SR 600/SR 687/SR 694/GANDY BLVD FROM 4TH ST TO WEST OF
GANDY BRIDGE
4 TO 6 LANES
PE: 2024
- 4 FPN: 2570861
SR 694/GANDY BLVD FROM EAST OF US 19 TO EAST OF I-275 (SR 93)
4 AND 6 LANES
ENV: 2022
- 5 FPN: 4245015
I-275 (SR 93) FROM 54TH AVE S TO SOUTH OF ROOSEVELT BLVD
LANE CONTINUITY AND EXPRESS LANES N OF I-375, SECTION 2
ROW: 2021, 2022; DSB: 2025
- 6 FPN: 4305001
SR 687/4TH ST N FROM SOUTH OF BIG ISLAND GAP TO SOUTH OF I-275/SR
93
BRIDGE REPLACEMENT
CST: 2022
- 7 FPN: 4337971
US 19 (SR 55) FROM NORTH OF NEBRASKA AVE TO SOUTH OF
TIMBERLANE RD
NEW INTERCHANGE AT ALDERMAN RD/FRONTAGE ROADS
ENV: 2021
- 8 FPN: 4337991
US 19 (SR 55) FROM NORTH OF CR 95 TO SOUTH OF PINE RIDGE WAY S
NEW INTERCHANGE AT TAMPA RD/FRONTAGE ROADS
ENV: 2021; PE: 2021
- 9 FPN: 4359093
ALT US 19/SR 595 FROM PARK ST N TO BELLEAIR RD
OPERATIONAL IMPROVEMENTS ALONG CORRIDOR
PE: 2022, 2023
- 10 FPN: 4359094
ALT US 19/SR 595 FROM BELLEAIR TO PASCO CO LINE
OPERATIONAL IMPROVEMENTS ALONG CORRIDOR
PE: 2023
- 11 FPN: 4359142
US 19/SR 55 FROM 66TH AVE N TO 118TH AVE N
OPERATIONAL IMPROVEMENTS ALONG CORRIDOR
ROW: 2023, 2024
- 12 FPN: 4377101
ALT US 19/SR 595 FROM SOUTH OF CURLEW PL TO NORTH OF COUNTRY
CLUB CT
WIDEN SR 595 TO ACCOMMODATE SB LEFT TURN LANES
PE: 2022; CST: 2024
- 13 FPN: 4434121
FOREST LAKES BLVD FROM SR 580 TO SR 584/TAMPA RD
10' TRAIL ON WEST SIDE OF FOREST LAKES. 2 TO 4 LANE W/TRAIL
PE: 2023; ROW: 2025
- 14 FPN: 4435801
TARPON AVE FROM S HUEY AVE TO US HWY 19
OPERATIONAL IMPROVEMENTS
CST: 2022
- 15 FPN: 4454371
RIDGEMOOR BLVD & BROOKER CREEK AT BROOKER CREEK BRIDGE
#154163
BRIDGE REPLACEMENT
PE: 2023; CST: 2025

PINELLAS COUNTY Capacity Projects

DRAFT TENTATIVE FIVE-YEAR WORK PROGRAM FOR FY 2021 THROUGH FY 2025
JULY 1, 2020 THROUGH JUNE 30, 2025

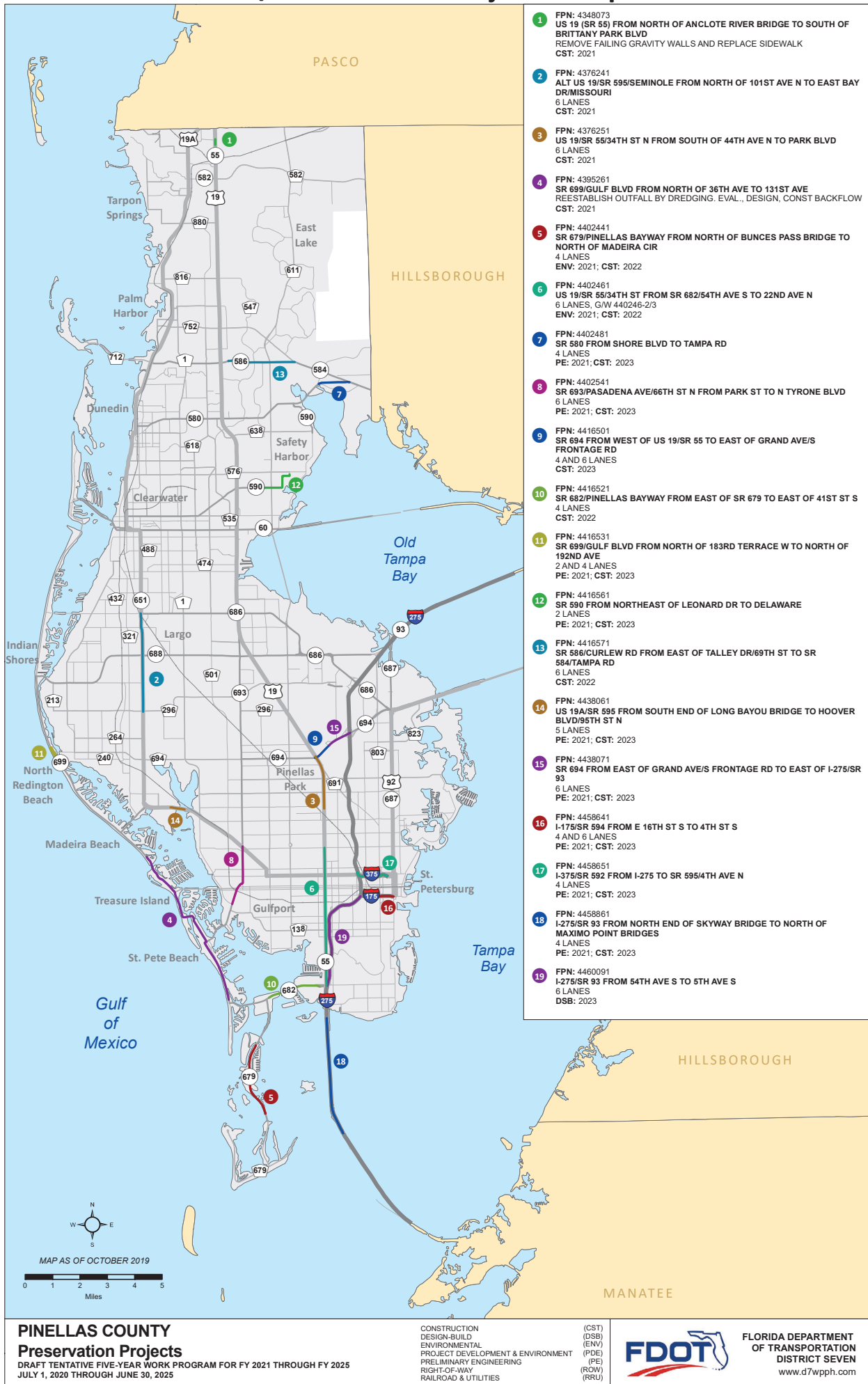
CONSTRUCTION
DESIGN-BUILD
ENVIRONMENTAL
PROJECT DEVELOPMENT & ENVIRONMENT
PRELIMINARY ENGINEERING
RIGHT-OF-WAY
RAILROAD & UTILITIES

(CST)
(DSB)
(ENV)
(PE)
(PE)
(ROW)
(RRU)



FLORIDA DEPARTMENT
OF TRANSPORTATION
DISTRICT SEVEN
www.d7wpph.com

Roads/Preservation Projects: Map 2



- 1 FPN: 4348073
US 19 (SR 55) FROM NORTH OF ANCLOTE RIVER BRIDGE TO SOUTH OF BRITTANY PARK BLVD
REMOVE FAILING GRAVITY WALLS AND REPLACE SIDEWALK
CST: 2021
- 2 FPN: 4376241
ALT US 19/SR 595/SEMINOLE FROM NORTH OF 101ST AVE N TO EAST BAY DR/MISSOURI
6 LANES
CST: 2021
- 3 FPN: 4376251
US 19/SR 55/34TH ST N FROM SOUTH OF 44TH AVE N TO PARK BLVD
6 LANES
CST: 2021
- 4 FPN: 4395261
SR 699/GULF BLVD FROM NORTH OF 36TH AVE TO 131ST AVE
REESTABLISH OUTFALL BY DREDGING, EVAL., DESIGN, CONST BACKFLOW
CST: 2021
- 5 FPN: 4402441
SR 679/PINELLAS BAYWAY FROM NORTH OF BUNCES PASS BRIDGE TO NORTH OF MADEIRA CIR
4 LANES
ENV: 2021; CST: 2022
- 6 FPN: 4402461
US 19/SR 55/34TH ST FROM SR 682/54TH AVE S TO 22ND AVE N
6 LANES, G/W 440246-2/3
ENV: 2021; CST: 2022
- 7 FPN: 4402481
SR 580 FROM SHORE BLVD TO TAMPA RD
4 LANES
PE: 2021; CST: 2023
- 8 FPN: 4402541
SR 693/PASADENA AVE/66TH ST N FROM PARK ST TO N TYRONE BLVD
6 LANES
PE: 2021; CST: 2023
- 9 FPN: 4416501
SR 694 FROM WEST OF US 19/SR 55 TO EAST OF GRAND AVE/S FRONTAGE RD
4 AND 6 LANES
CST: 2023
- 10 FPN: 4416521
SR 682/PINELLAS BAYWAY FROM EAST OF SR 679 TO EAST OF 41ST ST S
4 LANES
CST: 2022
- 11 FPN: 4416531
SR 699/GULF BLVD FROM NORTH OF 183RD TERRACE W TO NORTH OF 192ND AVE
2 AND 4 LANES
PE: 2021; CST: 2023
- 12 FPN: 4416561
SR 590 FROM NORTHEAST OF LEONARD DR TO DELAWARE
2 LANES
PE: 2021; CST: 2023
- 13 FPN: 4416571
SR 586/CURLEW RD FROM EAST OF TALLEY DR/69TH ST TO SR 584/TAMPA RD
6 LANES
CST: 2022
- 14 FPN: 4438061
US 19A/SR 595 FROM SOUTH END OF LONG BAYOU BRIDGE TO HOOVER BLVD/95TH ST N
5 LANES
PE: 2021; CST: 2023
- 15 FPN: 4438071
SR 694 FROM EAST OF GRAND AVE/S FRONTAGE RD TO EAST OF I-275/SR 93
6 LANES
PE: 2021; CST: 2023
- 16 FPN: 4458641
I-175/SR 594 FROM E 16TH ST S TO 4TH ST S
4 AND 6 LANES
PE: 2021; CST: 2023
- 17 FPN: 4458651
I-375/SR 592 FROM I-275 TO SR 595/4TH AVE N
4 LANES
PE: 2021; CST: 2023
- 18 FPN: 4458861
I-275/SR 93 FROM NORTH END OF SKYWAY BRIDGE TO NORTH OF MAXIMO POINT BRIDGES
4 LANES
PE: 2021; CST: 2023
- 19 FPN: 4460091
I-275/SR 93 FROM 54TH AVE S TO 5TH AVE S
6 LANES
DSB: 2023



PINELLAS COUNTY
Preservation Projects
 DRAFT TENTATIVE FIVE-YEAR WORK PROGRAM FOR FY 2021 THROUGH FY 2025
 JULY 1, 2020 THROUGH JUNE 30, 2025

CONSTRUCTION (CST)
 DESIGN-BUILD (DSB)
 ENVIRONMENTAL (ENV)
 PROJECT DEVELOPMENT & ENVIRONMENT (PDE)
 PRELIMINARY ENGINEERING (PE)
 RIGHT-OF-WAY (ROW)
 RAILROAD & UTILITIES (RRU)



**SUMMARY TABLE OF ROAD PROJECTS IN THE
STATE FIVE YEAR WORK PROGRAM
FY 2020/21 – 2024/25**

PROJECT NUMBER	LOCATION	PROJECT DESCRIPTION	STATUS
4338801*	Gateway Expressway/118 th Ave N/CR 296 (Future 690) from US 19 (SR 55) to E of 28 th St N	New Road Construction	DSB underway
4245012*	I-275 (SR 93) from S of Gandy Blvd (SR 694) to N of 4 th St N	Interstate Express Lanes	DSB underway
4245015 MAP 1: #5	I-275 (SR 93) from 54 th Ave S to Gandy Blvd	Add Lanes and Reconstruct	Added ROW to 2021-2023; DSB to 2024/25
4229042*	I-275 (Howard Frankland) from N of SR687(4TH ST N) to N of Howard Frankland	Bridge Replacement and Add Lanes	DSB Underway
4229049*	I-275 (SR 93) NB Howard Frankland Bridge	Bridge Replacement and Add Lanes	CST added to 2019/20
2570861 MAP 1: #4	SR 694 (Gandy Blvd) from E of US 19 (SR55) to E of I-275 (SR93)	Add Lanes & Reconstruction 4 to 6 lanes	PE underway, ROW underway, ENV underway
2569314/ 4412502 MAP 1: #3	SR 694 (Gandy Blvd) from E of 4 th St to W of Gandy Bridge	Add Lanes & Reconstruction	PE deferred to 2023/24
2567742 MAP 1: #1	US 19 (SR 55) from N of SR 580 (Main St) to Northside Dr (Phase I including Republic Dr overpass)	Add Lanes, Reconstruction, Resurfacing and New Interchange	PE underway, ROW underway, CST 2021/22
2567743 MAP 1: #2	US 19 (SR 55) from Northside Dr to North of CR 95 (Phase II including Curlew Rd Interchange)	Add Lanes, Reconstruction, Resurfacing and New Interchange	PE underway, CST 2021/22
4337971 MAP 1: #7	US 19 (SR 55) from N of Nebraska Ave to S of Timberlane Rd (Interchanges at Alderman Rd and Innisbrook/Citrus Dr)	Add Lanes, Reconstruction and New Interchanges	PE underway, ROW 2025/26
4337961*	US 19 (SR 55) from S of Timberlane Rd to S of Lake St (Interchanges at Klosterman Rd and Mango St)	Add Lanes, Reconstruction and New Interchanges	PE underway ROW Deferred FY 27
4395161*	Sunshine Skyway fishing pier bridge repair	Bridge Repair/Rehabilitation	CST 2018/19

**SUMMARY TABLE OF ROAD PROJECTS IN THE
STATE FIVE YEAR WORK PROGRAM
FY 2020/21 – 2024/25**

PROJECT NUMBER	LOCATION	PROJECT DESCRIPTION	STATUS
4376431*	SR 693/66 th St N from 30 th Ave N to 58 th Ave N	Add Turn Lanes	CST 2019/20
4107552*	SR 679 (Pinellas Bayway) Structure E Intercoastal Waterway	Bridge Replacement and Repaving	DSB Underway
4377101 MAP 1: #12	Alt US 19 (SR 595)/S Pinellas Ave from S of Curlew Pl to N of Country Club Ct	Intersection Improvements	PE 2021/22, CST 2023/24
4359093 MAP 1: #9	Alt US 19 (SR 595) Corridor Study I from Park St N to Belleair Rd	Operational Improvements	PE 2021/22
4359094 MAP 1: #10	Alt US 19 (SR 595) Corridor Study II from Belleair Rd to Pinellas/Pasco County Line	Operational Improvements	PE 2021/22
4359142 MAP 1: #11	US 19 (SR 55) from 66 th Ave N to SR 690/118 th Ave N	Interchange & Operational Improvements	PE underway, ROW 2022/23-2024/25
4360561*	Brooker Creek Bridge from 10 th Ave S to 11 th Ave S	Bridge Replacement	CST Deferred to 2022/23
4305011*	Dr Martin Luther King Jr St S (9 th St S) between 6 th Ave S and 7 th Ave S	Bridge Replacement	CST 2019/20
4394011 MAP 3: #6	US 92/SR 687/4 th St N from 30 th Ave N to 94 th Ave N	Operational & Safety Improvements	PE underway, CST 2022/23
4376251 MAP 2: #3	US 19 (SR 55)/34 th St N from N of 44 th Ave N to N of Park Blvd	Resurfacing & Operational Improvements	PE underway, CST 2020/21
4416501 MAP 2: #9	SR 694 from W of US 19 (SR 55) to E of Grand Ave/S Frontage Rd	Resurfacing	PE underway, CST to 2022/23
4325871*	SR 679 (Pinellas Bayway) from N end of Boca Ciega Bridge to SR 682 (54 th Ave S)	Resurfacing	DSB underway
4376261*	SR 584/SR 580/Tampa Rd from Tampa Rd/Curlew Rd to St. Petersburg Dr	Resurfacing	CST 2019/20

**SUMMARY TABLE OF ROAD PROJECTS IN THE
STATE FIVE YEAR WORK PROGRAM
FY 2020/21 – 2024/25**

PROJECT NUMBER	LOCATION	PROJECT DESCRIPTION	STATUS
4402451*	SR 693/66 th St N from S of SR 688/Ulmerton Rd to S of 138 th Ave N	Resurfacing	CST 2019/20
4364851*	Alt US 19 (SR 595)/Seminole Blvd from S of 53 rd Ave N to N of 101 st Ave N	Resurfacing	CST Uderway
4376241 MAP 2: #2	Alt US 19 (SR 595)/Seminole Blvd from 101 st Ave N to East Bay Dr/Missouri Ave	Resurfacing	PE underway, CST Deferred 2020/21
4376231*	Alt US 19 (SR 595) from Mohawk St to Tilden St/Skinner Blvd	Resurfacing	PE underway, CST Deferred 2020/21
4305001 MAP 1: #6	SR 687/4th Street N From South of I-275/SR 93 to North of 119TH Ave	Bridge Replacement	PE underway, CST 2021/22
4378072 MAP 3: #5	US 92/SR 687/4th St N & S from 5th Ave N to 5th Ave S	Urban Corridor Improvements	PE 2020/21, CST 2022/23
4402441 MAP 2: #5	SR679/Pinellas Bayway from N of Bridge 150243 to N of Madeira Circle	Resurfacing	PE underway, CST 2021/22
4402442*	SR679/Pinellas Bayway from N of toll booth to N of Madeira Circle	Urban Corridor Improvement	Added CST to 2021/22
4402461 MAP 2: #6	US 19/SR55/34th St from SR 682/54th Ave S to 22 ND Ave N	Resurfacing	PE underway, CST 2021/22
4402462*	US 19/SR55/34th St From SR 682/54th Ave S to 22 ND Ave N	Urban Corridor Improvement	Added CST to 2021/22
4414641*	I-275/Sunshine Skyway Bridge # 150189 over Tampa Bay	Bridge Repair/ Rehabilitation	PE 2020/21, CST 2022/23
4395531*	I-275/Sunshine Skyway Bridge # 150189 over Tampa Bay	Bridge Repair/ Rehabilitation	PE underway, CST 2020/21
4416521 MAP 2: #10	SR 682/Pinellas Bayway from E of SR 679 to E of 41st St S	Resurfacing	PE underway, CST 2021/22
4416571 MAP 2: #13	SR 586/Curlew Rd from E of Talley Dr/69th St to SR 584/Tampa Rd	Resurfacing	PE underway, CST 2021/22
4416572*	SR 586/Curlew Rd from E of Talley Dr/69th St to SR 584/Tampa Rd	Urban Corridor Improvements	CST 2021/22
4436001*	40th Avenue NE over Placido Bayou	Bridge Replacement	CST added to 2019/20
4395481*	SR 55/US 19 over SR 688/Ulmerton RD at Bridge #150204	Bridge Repair/Rehabilitation	CST 2022/23
4395651*	Moveable Bridge Repair Pinellas County (Multiple Locations)	Bridge Repair/Rehabilitation	PE underway, CST 2020/21
4387861*	Bridge Deck Rehabilitation (Various Locations)	Bridge Repair/Rehabilitation	CST 2019/20
4414681*	Pinellas County Deck Repair (Various Locations)	Bridge Repair/Rehabilitation	CST 2019/20

**SUMMARY TABLE OF ROAD PROJECTS IN THE
STATE FIVE YEAR WORK PROGRAM
FY 2020/21 – 2024/25**

4438331*	Pinellas County Bearing Pad Repairs (Various Locations)	Bridge Repair/Rehabilitation	CST 2019/20
4438361*	Pinellas County Substructure Repair (Various Locations)	Bridge Repair/Rehabilitation	PE 2021/22, CST 2022/23
4438421*	I-275 SB Over 31 st ST S Bridge #150149	Bridge Repair/Rehabilitation	PE 2022/23, CST 2023/24
4439281 MAP 3: #13	St. Petersburg DR E from S Bayview to Dartmouth AVE	Urban Corridor Improvements	CST 2023/24
4439291 MAP 3: #14	Rosery RD from Missouri Ave to Eagle Lake Park	Urban Corridor Improvements	CST 2023/24
4337991*	US 19 (SR 55) From N of CR 95 to S of Pine Ridge Way S	Interchange (NEW)	PE underway, CST Deferred 2025/26
4376361 MAP 3: #3	ALT US 19/SR 595/PALM HARBOR BLVD @ FLORIDA AVE	Roundabout to Improve Intersection Safety	PE underway, CST 2021/22
4387851*	SUBSTRUCTURE REPAIR I-275 HOWARD FRANKLAND BRIDGE SB #150210	Bridge Repair and Rehabilitation	PE 2021/22, CST 2024/25
4402481 MAP 2: #7	SR 580 FROM SHORE BLVD TO TAMPA RD	Resurfacing	PE 2020/21, CST 2022/23
4402541 MAP 2: #8	SR 693/PASADENA AVE/66TH ST N FROM PARK ST TO N TYRONE BLVD	Resurfacing	PE 2020/21, CST 2022/23
4416531 MAP 2: #11	SR 699/GULF BLVD FROM N OF 183RD TERRACE W TO N OF 192ND AVE	Resurfacing	PE 2020/21, CST 2022/23
4416561 MAP 2: #12	SR 590 FROM NE OF LEONARD DR TO DELAWARE	Resurfacing	PE 2020/21, CST 2022/23
4416562 MAP 3: #10	SR 590 FROM NE OF LEONARD DR TO DELAWARE ST	Urban Corridor Improvements	CST 2022/23
4435801 MAP 1: #14	TARPON AVENUE FROM S HUEY AVENUE TO US HWY 19	Intersection Improvements	CST 2021/22
4438061 MAP 2: #14	US 19A/SR 595 FROM S END OF LONG BAYOU BRIDGE TO HOOVER BLVD/95TH ST N	Resurfacing	PE 2020/21, CST 2022/23
4438071 MAP 2: #15	SR 694 FROM E OF GRAND AVE/S FRONTAGE RD TO E OF I-275/SR 93	Resurfacing	PE 2020/21, CST 2022/23
4454371 MAP 1: #15	RIDGEMOOR BLVD & BROOKER CREEK AT BROOKER CREEK BRIDGE #154153	Bridge Replacement	PE 2022/23, CST 2024/25
4456491 MAP 3: #16	22ND ST S FROM 11TH AVE S TO 5TH AVE S	Urban Corridor Improvements	CST 2024/25
4458301*	PINELLAS COUNTY DRAINAGE REPAIRS VARIOUS LOCATIONS	Bridge Repair and Rehabilitation	PE 2022/23, CST 2024/25

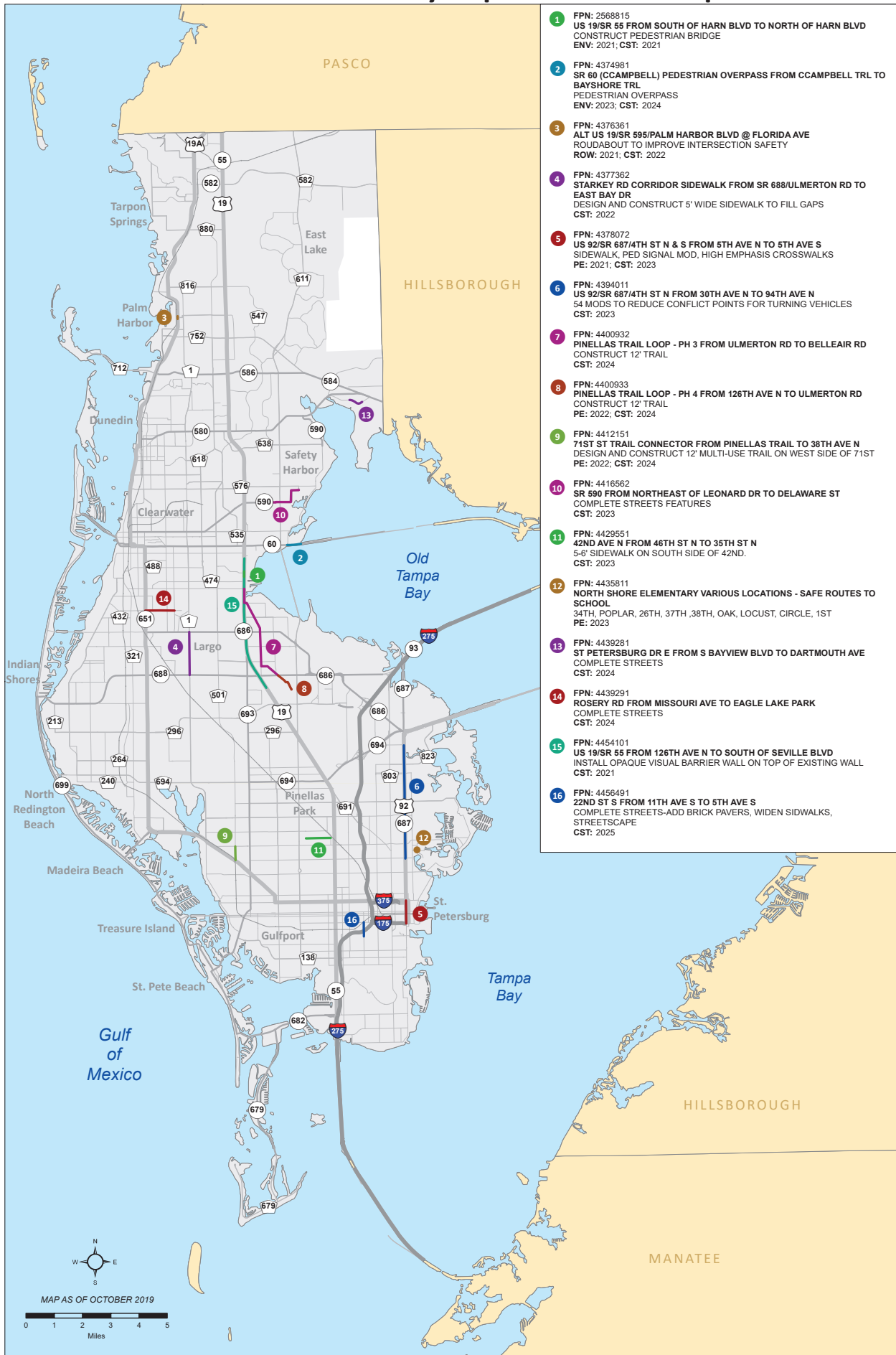
**SUMMARY TABLE OF ROAD PROJECTS IN THE
STATE FIVE YEAR WORK PROGRAM
FY 2020/21 – 2024/25**

4458341*	PINELLAS COUNTY SUBSTRUCTURE REPAIR VARIOUS LOCATIONS	Bridge Repair and Rehabilitation	PE 2023/24, CST 2024/25
4458651 MAP 2: #17	I-375/SR 592 FROM I-275 TO SR 595/4TH AVE N	Pavement Rehabilitation	PE 2020/21, CST 2022/23
4458861 MAP 2: #18	I-275/SR 93 FROM N END OF SKYWAY BRIDGE TO N OF MAXIMO POINT BRIDGES	Resurfacing	PE 2020/21, CST 2022/23
4459811*	I-275 SB RAMP TO I-375 EB BRIDGE 150124	Bridge Repair and Rehabilitation	PE 2021/22, CST 2022/23
4434121 MAP 1: #13	FOREST LAKES BLVD FROM SR 580 TO SR 584/TAMPA RD	Add Lanes and Rehabilitate	PE: 2023, ROW: 2025
4460091 MAP 2: #19	I-275/SR 93 FROM 54TH AVE S TO 5TH AVE S	Pavement Rehabilitation	PE 2020/21, CST 2022/23

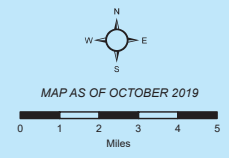
Notes:

- 1) DSB = Design-Build (combines construction and design/preliminary engineering phases to reduce costs and expedite construction); CST = Construction; PE = Preliminary Engineering; ROW = Right-of-Way; PD&E = Project Development and Environment study. Status column of shaded projects indicates change from previous year TIP.
- 2) This project summary table does not include projects such as landscaping, drainage work, railroad crossings and routine maintenance and repairs.
- 3) This table is presented as a summary version of the FY 2020/21 - 2024/25 State Five Year Work Program as of April 15th, 2020.
- 4) * Indicates a project not included on the road projects maps.

Bike-Ped and Safety Improvements: Map 3



- 1 FPN: 2568815
US 19/SR 55 FROM SOUTH OF HARN BLVD TO NORTH OF HARN BLVD
CONSTRUCT PEDESTRIAN BRIDGE
ENV: 2021; CST: 2021
- 2 FPN: 4374981
SR 60 (CCAMPBELL) PEDESTRIAN OVERPASS FROM CCAMPBELL TRL TO BAYSHORE TRL
PEDESTRIAN OVERPASS
ENV: 2023; CST: 2024
- 3 FPN: 4376361
ALT US 19/SR 595/PALM HARBOR BLVD @ FLORIDA AVE
ROUNDOABOUT TO IMPROVE INTERSECTION SAFETY
ROW: 2021; CST: 2022
- 4 FPN: 4377362
STARKEY RD CORRIDOR SIDEWALK FROM SR 688/ULMERTON RD TO EAST BAY DR
DESIGN AND CONSTRUCT 5' WIDE SIDEWALK TO FILL GAPS
CST: 2022
- 5 FPN: 4378072
US 92/SR 687/4TH ST N & S FROM 5TH AVE N TO 5TH AVE S
SIDEWALK, PED SIGNAL MOD, HIGH EMPHASIS CROSSWALKS
PE: 2021; CST: 2023
- 6 FPN: 4394011
US 92/SR 687/4TH ST N FROM 30TH AVE N TO 94TH AVE N
54 MODS TO REDUCE CONFLICT POINTS FOR TURNING VEHICLES
CST: 2023
- 7 FPN: 4400932
PINELLAS TRAIL LOOP - PH 3 FROM ULMERTON RD TO BELLEAIR RD
CONSTRUCT 12' TRAIL
CST: 2024
- 8 FPN: 4400933
PINELLAS TRAIL LOOP - PH 4 FROM 126TH AVE N TO ULMERTON RD
CONSTRUCT 12' TRAIL
PE: 2022; CST: 2024
- 9 FPN: 4412151
71ST ST TRAIL CONNECTOR FROM PINELLAS TRAIL TO 38TH AVE N
DESIGN AND CONSTRUCT 12' MULTI-USE TRAIL ON WEST SIDE OF 71ST
PE: 2022; CST: 2024
- 10 FPN: 4416562
SR 590 FROM NORTHEAST OF LEONARD DR TO DELAWARE ST
COMPLETE STREETS FEATURES
CST: 2023
- 11 FPN: 4429551
42ND AVE N FROM 46TH ST N TO 35TH ST N
5-6' SIDEWALK ON SOUTH SIDE OF 42ND.
CST: 2023
- 12 FPN: 4435811
NORTH SHORE ELEMENTARY VARIOUS LOCATIONS - SAFE ROUTES TO SCHOOL
34TH, POPLAR, 26TH, 37TH, 38TH, OAK, LOCUST, CIRCLE, 1ST
PE: 2023
- 13 FPN: 4439281
ST PETERSBURG DR E FROM S BAYVIEW BLVD TO DARTMOUTH AVE
COMPLETE STREETS
CST: 2024
- 14 FPN: 4439291
ROSEY RD FROM MISSOURI AVE TO EAGLE LAKE PARK
COMPLETE STREETS
CST: 2024
- 15 FPN: 4454101
US 19/SR 55 FROM 126TH AVE N TO SOUTH OF SEVILLE BLVD
INSTALL OPAQUE VISUAL BARRIER WALL ON TOP OF EXISTING WALL
CST: 2021
- 16 FPN: 4456491
22ND ST S FROM 11TH AVE S TO 5TH AVE S
COMPLETE STREETS-ADD BRICK PAVERS, WIDEN SIDEWALKS, STREETSCAPE
CST: 2025



PINELLAS COUNTY
Bike-Ped, Traffic Ops and Safety
 DRAFT TENTATIVE FIVE-YEAR WORK PROGRAM FOR FY 2021 THROUGH FY 2025
 JULY 1, 2020 THROUGH JUNE 30, 2025

CONSTRUCTION
 DESIGN-BUILD
 ENVIRONMENTAL
 PROJECT DEVELOPMENT & ENVIRONMENT
 PRELIMINARY ENGINEERING
 RIGHT-OF-WAY
 RAILROAD & UTILITIES



FLORIDA DEPARTMENT OF TRANSPORTATION
DISTRICT SEVEN
 www.d7wpph.com

**SUMMARY TABLE OF BICYCLE/PEDESTRIAN PROJECTS IN THE
STATE FIVE YEAR WORK PROGRAM
FY 2020/21 – 2024/25**

PROJECT NUMBER	LOCATION	PROJECT DESCRIPTION	STATUS
4107552*	Bayway South Trail Connection (Phase I) on the Pinellas Bayway South (SR 679) from N end of Boca Ciega Bridge to SR 682/54 th Ave S	Bike Path/Trail	CST underway
	Bayway South Trail Connection (Phase II) from S end of Boca Ciega Bridge to City limits S of Madonna Blvd		
4245328*	30 th Ave N from 58 th St N to Dr Martin Luther King Jr St N	Bike Path/Trail	CST underway
4157387*	Oldsmar Trail Phase 6 Extension along Douglas Rd between Racetrack Rd and Tampa Rd	Shared Use Bike Path/Trail	CST 2018/19
4344971*	Sexton Elementary School – sidewalk along 19 th St N from 38 th Ave N to 52 nd Ave N	Sidewalk	CST underway
4245647/ 2686A*	Hercules Ave/Greenbriar Blvd (Phase II) from Sherwood St to Sunset Point Rd	Sidewalk	CST 2019/20
4245644/ 1512A*	CR 694 (Park Blvd) from Starkey Rd to 66 th St N	Sidewalk	CST underway
4377362 MAP 3: #4	Starkey Rd Corridor Sidewalk Project (Bryan Dairy Rd to East Bay Dr)	Sidewalk	PE underway, CST 2021/22
2568815 MAP 3: #1	US 19 (SR 55) (N of Harn Blvd)	Pedestrian Overpass	PE underway, CST 2020/21

**SUMMARY TABLE OF BICYCLE/PEDESTRIAN PROJECTS IN THE
STATE FIVE YEAR WORK PROGRAM
FY 2020/21 – 2024/25**

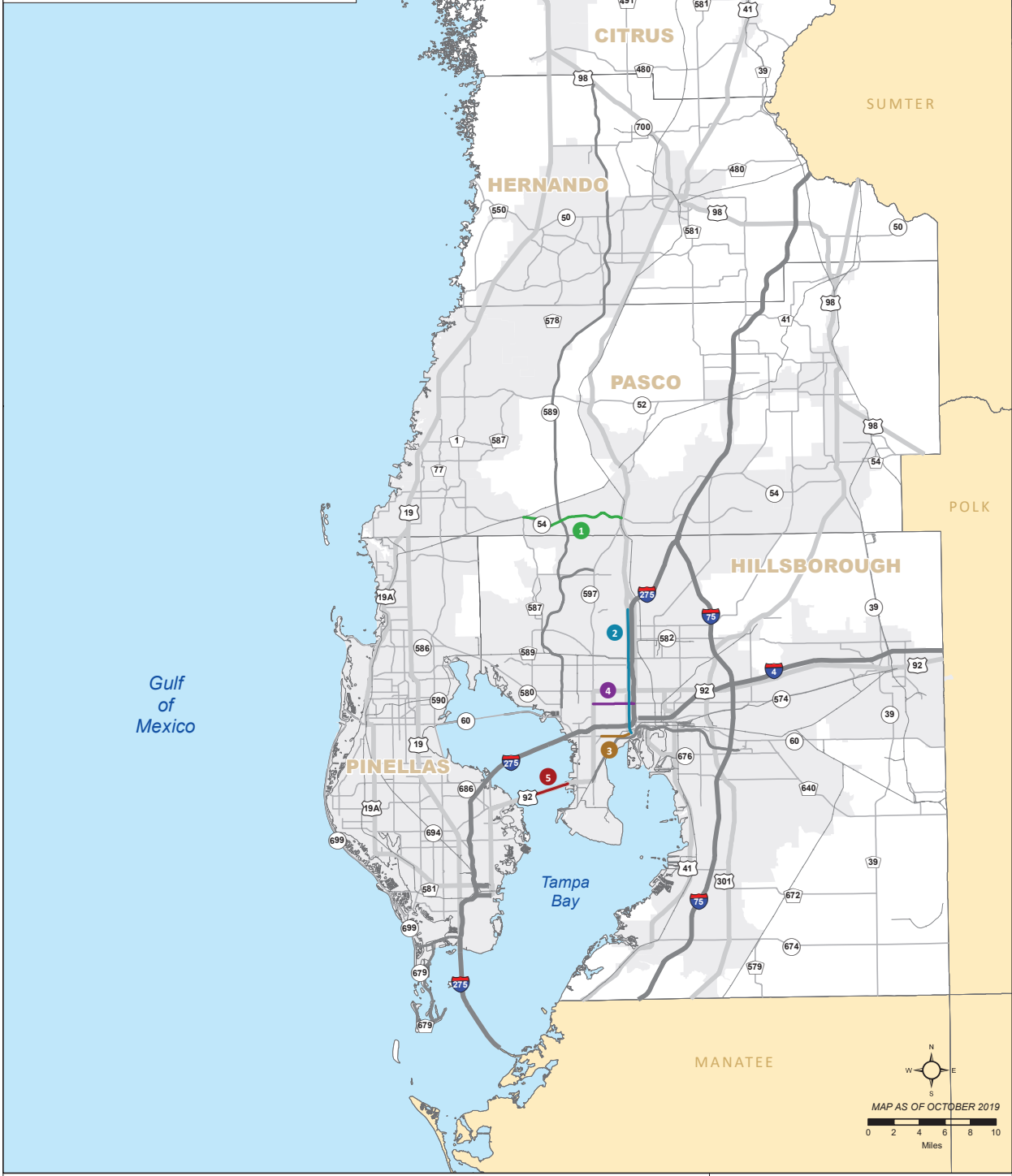
PROJECT NUMBER	LOCATION	PROJECT DESCRIPTION	STATUS
4380221/ 3306A*	62 nd Ave N Sidewalk (62 nd St N to 55 th St N)	Sidewalk	CST 2019/20
4344961*	West Bay Dr Pinellas Trail Gateway (from Washington Ave to 4 th Ave SW)	Shared Use Bike Path/Trail	CST underway
4374981 MAP 3: #2	Courtney Campbell Causeway (SR 60) Pedestrian Overpass at Bayshore Blvd	Pedestrian Overpass	PE underway, CST 2023/24
4412151 MAP 3: #9	71 st St N Trail from the Fred Marquis Pinellas Trail to 38 th Ave N	Shared Use Bike Path/Trail	PE 2021/22, CST to 2024
4400932 MAP 3: #7	Pinellas Trail Loop - PH 3 from Ulmerton Rd to Belleair Rd	Bike Path/Trail	CST 2023/24
4400933 MAP 3: #8	Pinellas Trail Loop - PH 4 from 126 th Ave N to Ulmerton Rd	Bike Path/Trail	PE 2021/22, CST 2023/24
4429551 MAP 3: #11	42 nd Ave N From 46 th St N to 35 th St N	Sidewalk	CST 2022/23
4435811 MAP 3: #12	North Shore Elementary SRTS Various Locations	Sidewalk	PE 2022/23
4454101 MAP 3: #15	US 19/SR 55 FROM 126 TH AVE N TO S OF SEVILLE BLVD	Pedestrian Safety Improvements	PE underway, CST 2020/21

Notes:

- 1) DSB = Design-Build (combines construction and design/preliminary engineering phases to reduce costs and expedite construction); CST = Construction; PE = Preliminary Engineering; PD&E = Project Development and Environment; SRTS = Safe Routes to School. Status column of shaded projects indicates change from previous year TIP.
- 2) The term "Bicycle Facilities" may include bicycle paths, trails and/or lanes.
- 3) This project summary table does not include projects such as drainage work, landscaping, railroad crossings and routine maintenance and repairs.
- 4) This table is presented as a summary version of the FY 2020/21 - 2024/25 State Five Year Work Program as of April 15th, 2020.
- 5) Some projects shown on this table and corresponding maps are not listed in the FDOT Final Tentative Work Program, because they are managed by Pinellas County and receive state funding. These projects are, however, included in Pinellas County's Capital Improvements Program (CIP) and are included in Section 8 of the TIP.
- 6) * Indicates a project not included on the Bike and Pedestrian Projects map.

Intelligent Transportation Systems: Map 4

- 1 FPN: 4413201
SR 56/54 FROM GUNN HWY TO CR 581
ADDING CAMERAS, BLUETOOTH READERS, FIBER OPTICS,
SYSTEM DETECTION
PE: 2023; DSB: 2023
- 2 FPN: 4434442
USB 41/SR 685/FLORIDA AVE/TAMPA ST FROM KENNEDY
BLVD TO BEARSS AVE
INTEGRATED CORRIDOR MANAGEMENT
PE: 2024; DSB: 2024
- 3 FPN: 4434452
SR 60/KENNEDY BLVD FROM WEST OF MEMORIAL HWY TO
EAST OF ASHLEY DR
INTEGRATED CORRIDOR MANAGEMENT
DSB: 2024
- 4 FPN: 4434453
SR 574/W MLK BLVD FROM WEST OF DALE MABRY HWY TO
EAST OF I-275
INTEGRATED CORRIDOR MANAGEMENT
PE: 2021, 2022; DSB: 2022
- 5 FPN: 4456681
SR 600 FROM W END OF EB GANDY BRIDGE TO DALE
MABRY HWY
ITS DEPLOYMENT ON GANDY
CST: 2025



Intelligent Transportation Systems (ITS)

DRAFT TENTATIVE FIVE-YEAR WORK PROGRAM FOR FY 2021 THROUGH FY 2025
JULY 1, 2020 THROUGH JUNE 30, 2025

CONSTRUCTION
DESIGN-BUILD
ENVIRONMENTAL
PROJECT DEVELOPMENT & ENVIRONMENT
PRELIMINARY ENGINEERING
RIGHT-OF-WAY
RAILROAD & UTILITIES

(CST)
(DSB)
(ENV)
(PDE)
(PE)
(ROW)
(RRU)



FLORIDA DEPARTMENT
OF TRANSPORTATION
DISTRICT SEVEN
www.d7wpph.com

**SUMMARY TABLE OF ATMS/ITS PROJECTS IN THE
STATE FIVE YEAR WORK PROGRAM
FY 2020/21 – 2024/25**

PROJECT NUMBER	LOCATION	PROJECT DESCRIPTION	STATUS
4348911/ 2598A*	Alternate US 19 S (SR 595) from 34 th St S to SR 60	ITS/ATMS Improvements	CST underway
4366781/ 2599A*	I-275 (SR 93)/I-375/Bayshore Dr (Downtown St. Petersburg)	ITS Communication System	PE underway, CST deferred to 2021/22
4245073*	Courtney Campbell Causeway (SR 60) from McMullen Booth Rd in Pinellas County to Rocky Point Drive in Hillsborough County	ITS Freeway Management & Lighting Improvements	CST underway
4370461/ 2601A*	Phase 3 ATMS Expansion (various locations)	ATMS Improvements	CST 2018/19
4370471/ 2600A*	CR 611 (49 th St N) from 46 th Ave N to SR 60	ITS Communication System	Deferred Project from 2018/19 to 2019/20; CIGP per agency request
4335811/ 2156A*	Keene Rd (CR 1) from Gulf-to-Bay Blvd (SR 60) to Alderman Rd	ITS Communication System	CST underway
4370461/ 1030A*	Belcher Rd from Druid Rd to Park Blvd N	ATMS Improvements	CST 2018/2019
4290681/ 1031A*	Gulf Blvd from Belleair Beach Causeway (SR 686) to S of 35 th Ave/Pinellas Bayway	ATMS Improvements	CST underway
4370461/ 197A*	Main St (SR 580), Curlew Rd (SR 586) and Tampa Rd (SR 584) from Alt US 19 (SR 595) to the Hillsborough County Line	ITS/ATMS Improvements	CST 2018/19
4370461/ 3145A*	66 th St N (SR 693) from Park Blvd to US Hwy 19 N (SR 55)	ATMS Improvements	CST 2018/19
4433531*	I-275 Skyway Bridge from Southern end to Northern end.	ITS Surveillance System	Added PE to 2021/22, and CST to 2019/20.

Notes:

- 1) DSB = Design-Build (combines construction and design/preliminary engineering phases to reduce costs and expedite construction); CST = Construction; PE = Preliminary Engineering; PD&E = Project Development and Environment; SRTS = Safe Routes to School. Status column of shaded projects indicates change from previous year TIP.
- 2) This project summary table does not include projects such as drainage work, landscaping, railroad crossings and routine maintenance and repairs.
- 3) This table is presented as a summary version of the FY 2020/21 – 2024/25 State Five Year Work Program as of April 15th, 2020.
- 4) Some projects shown on this table and corresponding maps are not listed in the FDOT Final Tentative Work Program, because they are managed by Pinellas County and receive state funding. These projects are, however, included in Pinellas County's Capital Improvements Program (CIP) and are included in Section 8 of the TIP.
- 5) * Indicates a project not included on the Bike and Pedestrian Projects map

5. Regional Approach to Transportation Systems Management and Operations (TSMO)

SUMMARY

Innovations in information and communications technologies lead to improvements and efficiencies in the performance of transportation systems. Transportation Systems Management and Operations (TSMO) refers to “the application of multimodal transportation strategies and technologies intended to maximize the efficiency, safety, and utility of the existing transportation network.” It involves the implementation of projects and strategies that use advanced technology and real-time operational procedures. When well-integrated at the state, regional and local levels, TSMO offers a cost effective, efficient platform to significantly improve transportation safety while enhancing the movement of people and goods. This has a positive impact on economic prosperity as well as safety.

Mr. Eric Hill, MetroPlan Orlando staff, will give a presentation on MetroPlan Orlando’s Regional Transportation Systems Management and Operations Program. Mr. Hill will also provide information on some tools available for local governments to evaluate their progress towards implementing TSMO and recommended strategies for improvement.

ATTACHMENT(S): None

ACTION: None required; informational item

[Presentation](#)

SUMMARY

The COVID-19 pandemic has had a dramatic impact on the way people get around and the transportation facilities they use. Changes have been noted on the usage of local multiuse trails, vehicular traffic volumes on major roadways, the number of users on the local transit system, and even on the number and severity of crashes countywide. Forward Pinellas staff will provide an overview of the recently observed impacts to the transportation network.

ATTACHMENT(S): None

ACTION: None Required, Informational Item Only

Technical Coordinating Committee – May 27, 2020

7. Prioritization Process for the Multimodal Transportation Project Priority List



SUMMARY

Each year, Forward Pinellas, in its role as the metropolitan planning organization, adopts a list of multimodal project priorities that are transmitted to the Florida Department of Transportation (FDOT) to be matched with available state and federal funding sources and scheduled in the FDOT Work Program. In recent years, Forward Pinellas has added projects to the priority list that help advance Long-Range Transportation Plan priorities as well as supporting local priorities.

With the adoption of Advantage Pinellas, the long-range transportation plan for Pinellas County, Forward Pinellas now has a solid framework to help identify priority transportation projects for funding. Staff has developed a proposed framework to help identify the highest priority transportation projects throughout Pinellas County and associated criteria to rank those projects. The process is intended to solicit proposals from all local government and regional partners each year, selecting a certain number of projects to add to the priority list on a competitive basis. This will streamline the current prioritization process and provide clarity to local partners and agencies who may be seeking state and federal funding for their own projects. Staff is requesting that the TCC review the proposed program structure and criteria at this meeting. Committee approval of the process will be requested at the June meeting. Staff will provide the committee with an overview of the proposed process and criteria and will request that all comments be provided to staff within a two-week timeframe. A Call for Projects is currently planned to be released in the summer of 2020 with applications due late in the year.

ATTACHMENT(S): (to be emailed)

- Forward Pinellas Multimodal Priority List Program Proposed Structure
- Forward Pinellas Multimodal Priority List Program Scoring Spreadsheet

ACTION: Review and comment

8. Projects for Potential Stimulus Funding

SUMMARY

Given the economic impacts of the COVID-19 pandemic, leaders at the state and federal level have been considering options for advancing transportation priority projects that are ready for construction and that create employment opportunities. While these discussions are still preliminary, Forward Pinellas believes that having a list of shovel-ready projects available for consideration by state and federal officials would be beneficial in anticipation of funding being made available through legislative action. The Florida Department of Transportation has advised that transportation projects that can begin within the next year and for which no right-of-way acquisition is necessary would have the best chance of being funded. These include projects that are not on the state highway system. Staff will begin a conversation with members of the TCC to suggest potential projects that could be good candidates for potential stimulus funding should it become available. This listing will be shared with FDOT and used as a starting point for further conversation at the local, regional and state level.

ATTACHMENT(S): None

ACTION: None required; informational item

Technical Coordinating Committee – May 27, 2020

9. A-D Information Items



A. SPOTLight Emphasis Area Update

Staff will provide an update of the SPOTLight Emphasis Areas.

B. Forward Pinellas Board Executive Summary – May 13, 2020

ATTACHMENT: Forward Pinellas Newsletter/Executive Summary – May 13, 2020

C. Traffic Fatalities Map

As previously indicated, staff will provide the updated Traffic Fatalities Map each month.

ATTACHMENT: Traffic Fatalities Map

D. Tentative Future Agenda Topics

The following topics are tentatively scheduled to appear as items on future TCC agendas:

- Strategic Intermodal System Cost Feasible Plan
- 2020/21 – 2024/25 Draft FDOT Work Program

May 13, 2020

Please note that this summary has not been approved as the official minutes of the board.

The Forward Pinellas Board held this public meeting virtually on Wednesday, May 13, at 1 p.m. to ensure public safety and comply with the Governor's Safer at Home order in response to the COVID-19 pandemic.

The Forward Pinellas Executive Director introduced the new Forward Pinellas Board Member, Commissioner Connor Donovan, representing the City of Tarpon Springs, City of Oldsmar and City of Safety Harbor.

The Forward Pinellas Board unanimously adopted Emergency Resolution 20-01 defining procedures for virtual meetings of the board and committees during the current, locally declared, state of emergency.

- The board will continue to hold virtual meetings through Zoom as long as the Governor's Safer at Home order is in effect at the time of the scheduled meeting.
- The public can watch these meetings live through the Pinellas County website (www.pinellascounty.org/TV), on YouTube (www.youtube.com/pcctv1), or on cable television: Spectrum 637, Frontier 44, WOW! 18
 - The public can also call into the meeting and listen at 1-312-626-6799, 1-646-558-8656, 1-253-215-8782, 1-301-715-8592, 1-346-248-7799, or 1-669-900-9128. Webinar ID: 885 3247 7408
- The public can send advanced comments by leaving a voicemail at 727-464-5307 or Emailing info@forwardpinellas.org.
- The public can participate in the meeting live by visiting <https://forwardpinellas.org/attend> (Webinar ID number: 885 3247 7408) or calling in to the Zoom meeting at one of the following numbers: 1-312-626-6799, 1-646-558-8656, 1-253-215-8782, 1-301-715-8592, 1-346-248-7799, or 1-669-900-9128. (Webinar ID number: 885 3247 7408)
- For full details on Virtual Meeting Policies and Procedures, visit: <https://forwardpinellas.org/blog/forward-pinellas-to-hold-virtual-meeting/>

The board unanimously approved a modification to the Transportation Improvement Program (TIP)

- The FDOT proposed a TIP modification, adjusting the yearly amount of Federal Highway Planning (PL) funds for 2020-2023(FY) to match the Unified Planning Work Program (UPWP).
 - FY 2020 PL funds are being adjusted from \$1,614,350 to \$1,392,350
 - FY 2021 PL funds are being adjusted from \$1,022,963 to \$1,219,948.
 - FY 2022 PL funds are being adjusted from \$1,022,963 to \$997,948

The board unanimously adopted the Transportation Priorities (Multimodal and Transportation Alternatives)

- The board, acting as the Pinellas County Metropolitan Planning Organization, adopted the annual priority lists of projects for state and federal funding. These include the Multimodal Priority List and the Transportation Alternatives Program Priority List.
- *Newly Funded Projects:*
 - 22nd Street South – St. Petersburg Complete Streets (FY 24/25)
 - PSTA Bus Replacements (FY 24/25)
 - Alt 19 @ Florida Avenue intersection modification (FY 21/22)
- *New projects proposed for funding*
 - Skinner Blvd (SR 580) Complete Streets (Agency Grant)
 - 18th Ave S Bike/Ped Facility (Advantage Pinellas Active Transportation Project)

- Gulf to Bay Blvd (SR 60)/Duke Trail Overpass (Advantage Pinellas Active Transportation Project)
- Gateway Intermodal Center (SPOTLight Priority)
- Pasadena Ave (SR 693) Operational Projects (SPOTLight Priority)
- Karen Mullins joined in as a participant and shared concerns about the Gulf to Bay and Belcher Road intersection not being shown on the priority list.

The board unanimously approved two land use amendments to the Countywide Plan:

- A land use amendment brought forward by the City of Clearwater to amend Public/Semi-Public to Office at 407 N. Belcher Rd., that will allow the property owner to lease the space for financial office rather than a medical office use.
- A land use amendment brought forward by the City of Safety Harbor to amend a parcel from Residential Low Medium to Recreation/Open Space, at 1550 Martin Luther King Jr. St. N. in order to expand the Folly Farms Nature Preserve.

The board approved (11 – 1) an amendment to Ordinance No. 15-30 of the Countywide Rules:

- This ordinance amends the Countywide Rules to adopt the Residential Rural land use category and updates definitions for Submerged Land and Agricultural-Light.

The board unanimously ratified an amendment to the Transportation Improvement Program and adopted amendments of the Internal Control Structure Policy Manual to allow for future TIP amendments to be handled administratively during emergencies:

- In March 2020, the Florida Department of Transportation (FDOT) proposed an emergency amendment to the FY 2019/20 – 2023/24 Transportation Improvement Program (TIP) in response to the COVID-19 pandemic. In order to complete planned projects, and ensure continued employment for Florida residents, this amendment enables FPN 445410-1 to proceed with a bid letting date of July 2020. This project will install an opaque visual barrier on top of the existing median barrier wall on US 19 from 126th Avenue North to South of Seville Boulevard.
- Forward Pinellas is ensuring it can continue to make amendments to the TIP during emergency situations by adding the following language to the Internal Control Structure Policy Manual: “In the event of a locally declared emergency which prevents the Forward Pinellas Board from convening, the Executive Director is authorized to approve amendments to the Transportation Improvement Program if said amendments either add a project already in the Long Range Transportation Plan to said Program, or to add projects or phases of a project with a construction budget of five million dollars or less. Such amendments shall not affect the allocation of funds to or by Forward Pinellas or approved project priorities and shall be subject to ratification by the Forward Pinellas Board.”

SPOTlight Update:

Gateway Area Mid-County Master Plan: The Executive Director provided an update on the transition of the Gateway Master Plan from a planning focus to an implementation focus through development of a memorandum of agreement between the five local government partners, including Forward Pinellas. The expectation is for the agreement to be approved by the respected governing bodies later this year.

US-19 Project: As an update on the US-19 project, adjacent land owners have asked the Florida Department of Transportation (FDOT) to reconsider the location of the pedestrian/bicycle underpass north of SR 580. The Forward Pinellas team is awaiting an analysis from FDOT and will report to the board in July. We will make sure to communicate this to local business owners and concerned citizens.

Waterborne Transportation Subcommittee: This meeting will be rescheduled during the summer due to the pandemic. Updates will be presented as soon as this is scheduled.

I-275 Supplemental Environmental Impact Study (SEIS) Update:

SEIS is a federal process for environmental considerations, including neighborhood and community impacts. This study covers I-275 in Hillsborough County from the Howard Frankland Bridge to Martin Luther King, Jr. Blvd, and I-4 from I-275 to East of 50th St. in Hillsborough County. Forward Pinellas is a partner in planning for the regional transportation network. A video presentation from FDOT is included in each board members' packet for individual review and can be viewed here:

<http://tampainterstatestudy.com/public-hearing/>.

Forward Pinellas will address any questions or provide time for discussion at its June meeting as necessary.

Other Items

- The executive director introduced new Communications and Outreach Program Manager, Amy Elmore, who began in April with Forward Pinellas.
- Michael Smith thanked the board for his appointment to the Local Coordinating Board.

Action Sheet

May 13, 2020

At its May meeting, the Forward Pinellas Board took the following official actions:

- **Emergency Resolution**

Following introduction of the item by Forward Pinellas staff and reading of the virtual meeting procedures to be implemented, the board adopted Resolution 20-01 to provide for virtual meetings and public participation during the COVID-19 emergency. (roll call vote: 12-0)

- **Consent Agenda** (roll call vote: 12-0)

Approved to include the following:

- A. Approval of Minutes of the March 11, 2020 Meeting
- B. Approval of Committee Appointments
- C. Acceptance of Quarter Two Financial Report
- D. Approval of Forward Pinellas/FDOT Joint Certification Statement and Summary
- E. Cancellation of the August Forward Pinellas Board Meeting
- F. Approval of Transportation Performance Measures Consensus Document
- G. Approval of Procurement #20-03 and Selection Committee Members for Auditing Services
- H. Adoption of the FY 2020/21- 2021/22 Unified Planning Work Program (UPWP)
- I. Approval of Proposed Amendments to the Continuity of Operations Plan (COOP)
- J. Approval of Appointment of Local Coordinating Board (LCB) Chair

- **Proposed Modification to the FY 2019/20 – FY 2023/24 Transportation Improvement Program (TIP)**

Following a presentation by Forward Pinellas staff and public hearing, the board, in its role as the metropolitan planning organization, approved the modification to the TIP. (roll call vote: 12-0)

- **Annual Adoption of Transportation Priorities**

Following a presentation by Forward Pinellas staff and a public hearing, the board, in its role as the metropolitan planning organization, approved the Multimodal and Transportation Alternatives Priority Project Lists. (roll call votes: 12-0)

- **Countywide Plan Map Amendment(s)**

Two cases were recommended for approval:

1. CW 20-08 – City of Clearwater (roll call vote: 11-0, Commissioner Long had stepped away)
2. CW 20-09 – City of Safety Harbor (roll call vote: 12-0)

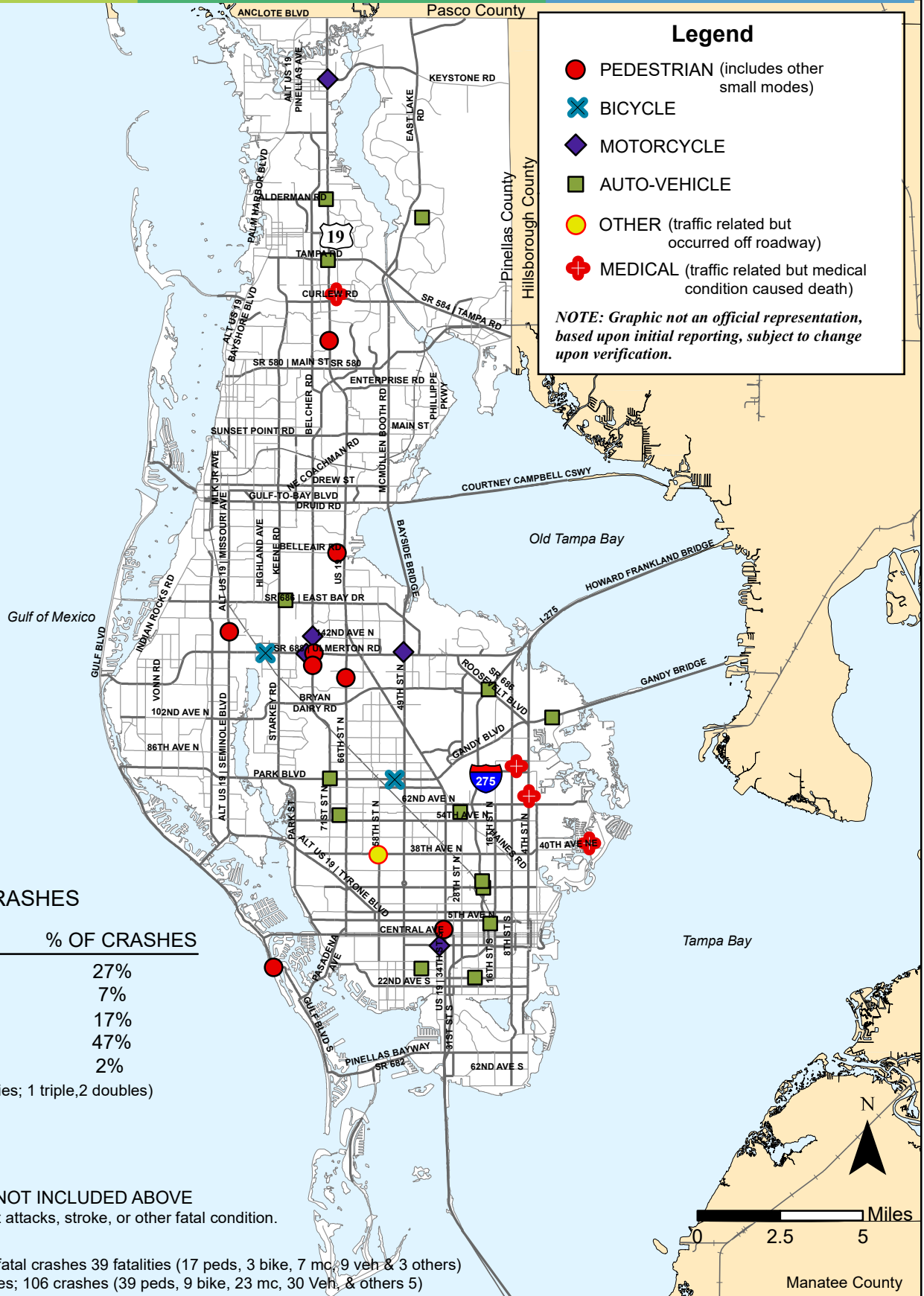
- **Countywide Rules Amendment – Residential Rural**

Following a presentation by Forward Pinellas staff and a public hearing, the board adopted Resolution 20-03 and recommend approval of the amendment to the Countywide Planning Authority. (roll call vote: 11-1)

- **Ratification of Transportation Improvement Program Amendment**

Following a presentation by Forward Pinellas staff, the board, in its role as the metropolitan planning organization, ratified the TIP amendment that was handled administratively by the Executive Director, in collaboration with the Chair, in March. The board also approved an amendment to its Internal Control Structure Policy Manual to further clarify the emergency authority of the Executive Director related to the TIP. (roll call vote: 12-0)

Locations of Reported Traffic Fatalities



FATAL CRASHES

TOTALS	30	% OF CRASHES
*PEDESTRIAN	8	27%
*BICYCLE	2	7%
*MOTORCYCLE	5	17%
AUTO-VEHICLE	14	47%
OTHER	1	2%
(30 fatal crashes 34 fatalities; 1 triple, 2 doubles)		

4 NON-TRAFFIC FATALS NOT INCLUDED ABOVE
Medical incidents include heart attacks, stroke, or other fatal condition.

**Same time April 30, 2019: 39 fatal crashes 39 fatalities (17 peds, 3 bike, 7 mc, 9 veh & 3 others)

**End of year (2019) 107 fatalities; 106 crashes (39 peds, 9 bike, 23 mc, 30 Veh, & others 5)

Data Source: U.S. Department of Transportation, 2016. Map Produced: May 1, 2020.

\\pinellascounty-fl.gov\pcg\Plan_Dept\USERS\Autocadd\ApsSandra_MPO & PLN_afatalmapunofficial\2020fatalmap.mxd

