



**FORWARD
PINELLAS**
Integrating Land Use & Transportation

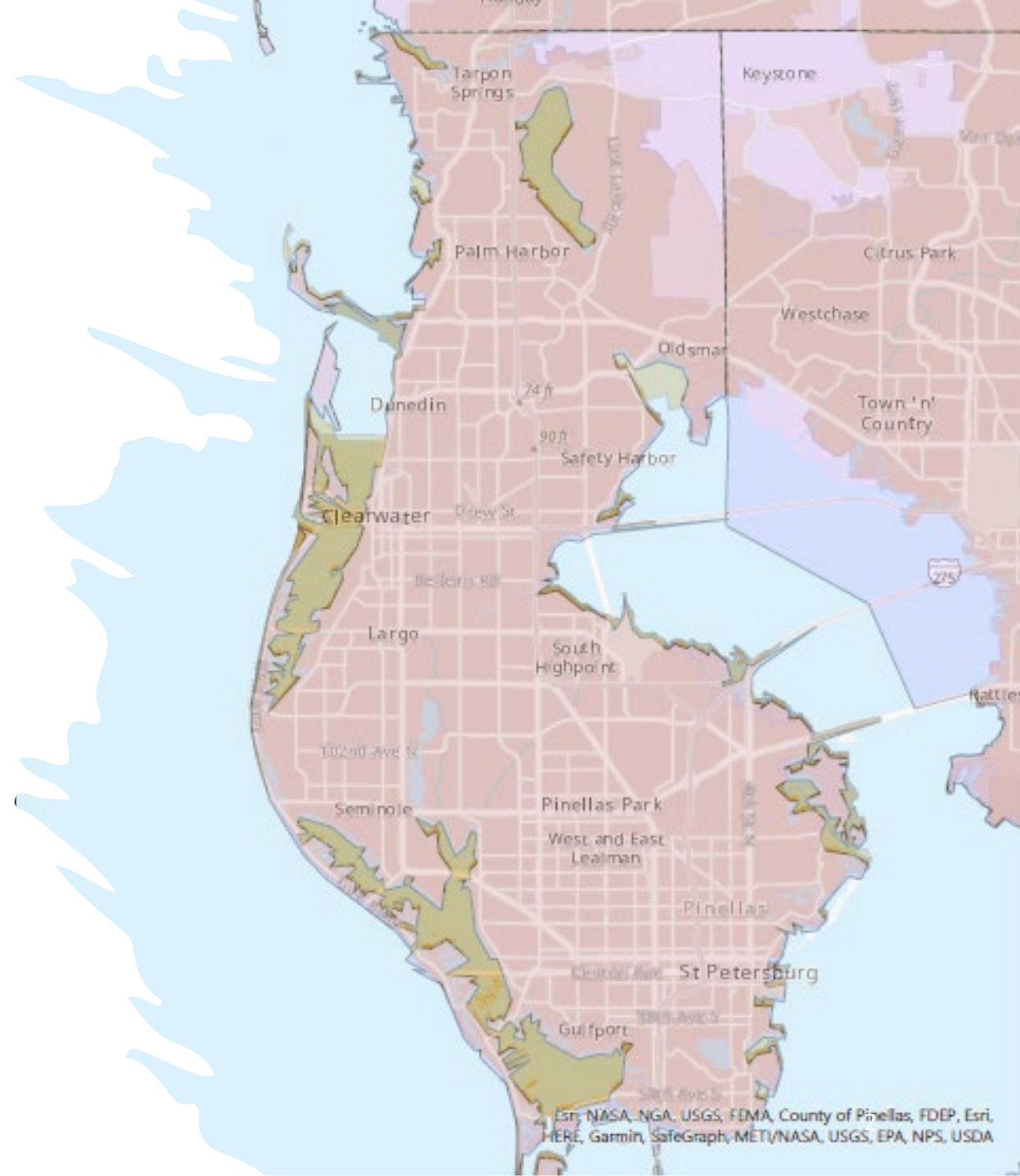
MPO PROPOSED APPORTIONMENT PLAN

March 2023



MPO Apportionment - Overview

- Identifies the geographic area and voting membership of an MPO
- Federal law requires that every urbanized area greater than 50,000 residents be represented by an MPO
 - Urbanized areas are designated by the Census
- Apportionment plans must be reviewed after each Decennial Census
- Apportionment plans must be approved by a majority of the Forward Pinellas Board and approved by the Governor





MPO Voting Structure

- State law requires between 5 and 25 voting members representing local elected officials, public agencies that operate/administer major transportation systems
 - Exact number determined based on population ratio and agreement among local governments
 - Other MPO voting provisions:
 - Minimum number of County Commissioners (20% of votes)
 - Rotating/shared seats permitted

Proposed Changes

- Add a 3rd seat for the City of St. Petersburg
- North County seat term lengthened to 3 years from 2
 - Oldsmar, Safety Harbor and Tarpon Springs
- Split shared Inland Communities seat to increase opportunities for local governments to serve
 - Inland North (Belleair, Belleair Bluffs and Seminole)
 - Inland South (Gulfport, South Pasadena, Kenneth City)
 - Lengthen terms to 3 years from 2 years
- Require one BCC representative to be from an at-large District

- *Increases membership to 15 total voting members*



Existing vs Proposed Percent of Total Population in 2020


Representative	Current Number of Seats	Percentage of Population	Representative	Proposed Number of Seats	Percent of Total Population
BCC	3	28.7%	BCC	3	28.7%
St. Pete	2	26.9%	St. Pete	3	26.9%
Clearwater	1	12.2%	Clearwater	1	12.2%
Largo	1	8.6%	Largo	1	8.6%
North County	1	6.0%	North County	1	6.0%
Pinellas Park	1	5.5%	Pinellas Park	1	5.5%
Beaches	1	3.2%	Beaches	1	3.2%
Dunedin	1	3.8%	Dunedin	1	3.8%
Inland Communities	1	5.0%	Belleair, Belleair Bluffs, Seminole	1	2.7%
			Gulfport, South Pasadena, Kenneth City	1	2.3%
PSTA	1	N/A	PSTA	1	N/A

Total and Percent Change in Population from 2010 to 2020

Seat	Existing Number of Seats	Total Change in Population	Percent Change in Population	Seat	Proposed Number of Seats	Total Change in Population	Percent Change in Population
BCC	3	5,175	1.9%				
St. Pete	2	13,539	5.2%				
Clearwater	1	9,607	8.2%				
Largo	1	4,837	5.9%				
Pinellas Park	1	4,014	7.6%				
Beaches	1	-1,471	-4.9%				
Dunedin	1	747	2.1%				
North County	1	3,128	5.5%				
Inland	1	3,025	6.3%	Inland North	1	2,815	10.8%
				Inland South	1	210	0.9%
PSTA	1	N/A					


Considerations

- Current shared seats have 2-year terms
 - Learning curve
 - Limited opportunities to attain leadership positions
 - Solution: Divide shared seats and increase term length to 3 years
- St. Petersburg
 - Share of population increasing
- Board of County Commissioners
 - Percentage of unincorporated population decreasing – but remains high
 - BCC appointees may only represent certain geographical districts – not the entire county



Discussion, Feedback and Next Steps

- Today: Board Action on Apportionment Plan
- March – August: Obtain resolutions of support from each local government in Pinellas County
- October: Forward Pinellas Final Action on Apportionment Plan and Transmittal to the Governor





**FORWARD
PINELLAS**
Integrating Land Use & Transportation

Discussion

Chelsea Favero, AICP
cfavero@forwardpinellas.org

