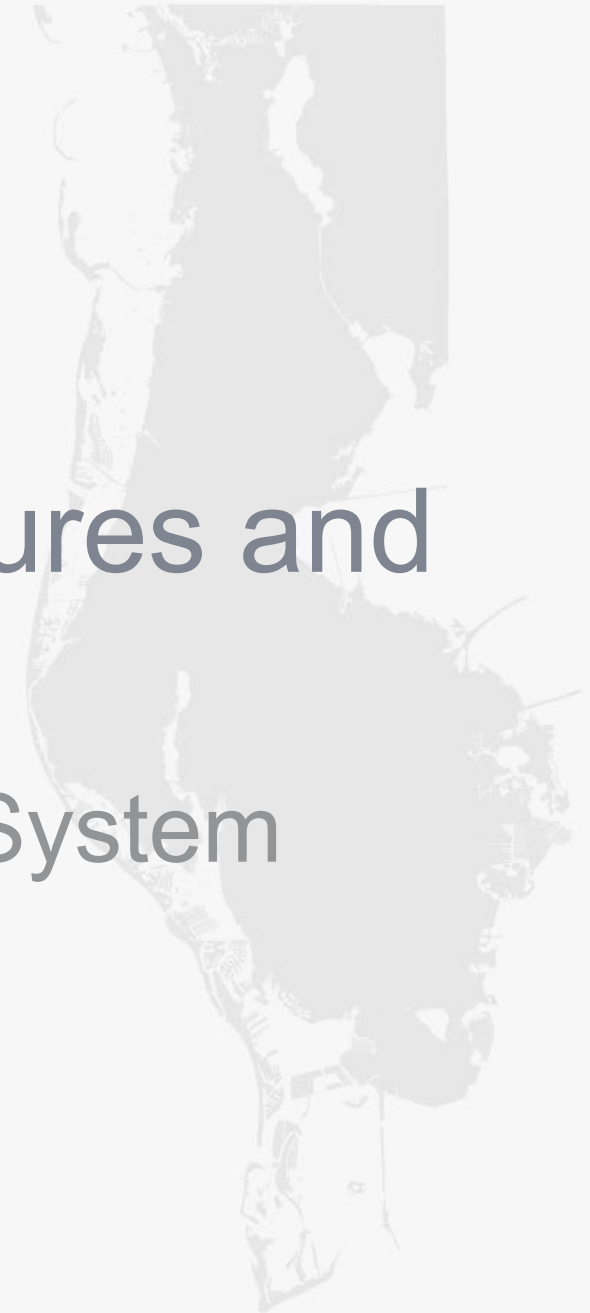




**FORWARD
PINELLAS**
Integrating Land Use & Transportation



Performance Measures and Targets

Pavement, Bridge and System Performance

Federal/State Requirements

FHWA Measures

- Safety
 - Targets set in early 2023
- Infrastructure Condition
- System Reliability
- Freight Movement

Feds set measures, States set targets

*MPOs have discretion



What's best for Pinellas?

- Must prioritize projects that help meet established targets
 - What outcomes do we want for our community?
 - As an MPO – what discretion do we have?

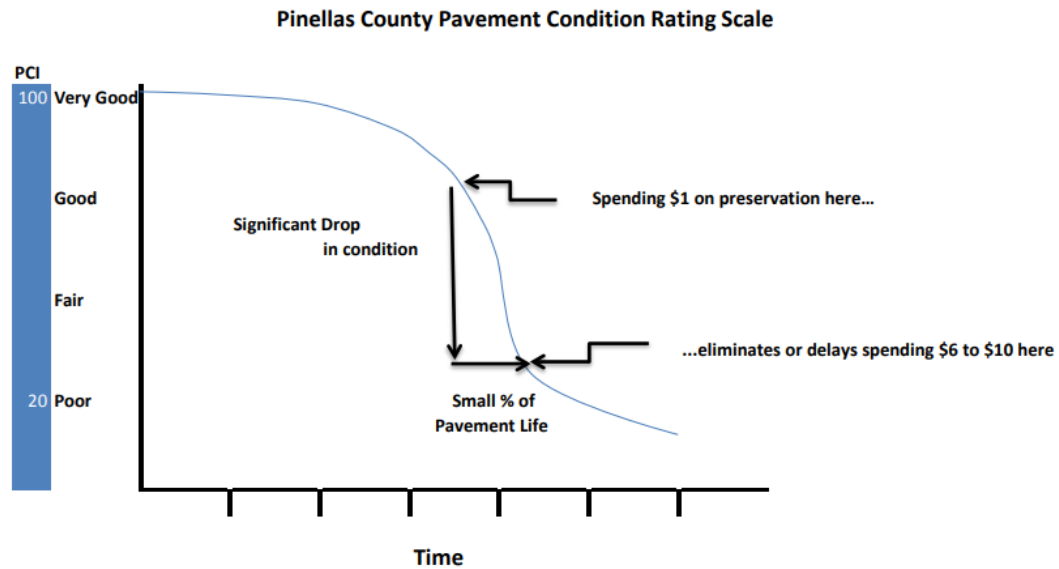


NHS Roadways

- Measures only apply to NHS
 - Data provided by the State only covers NHS
 - Bridge and pavement condition responsibility of entity with jurisdiction
 - State
 - County
 - Clearwater

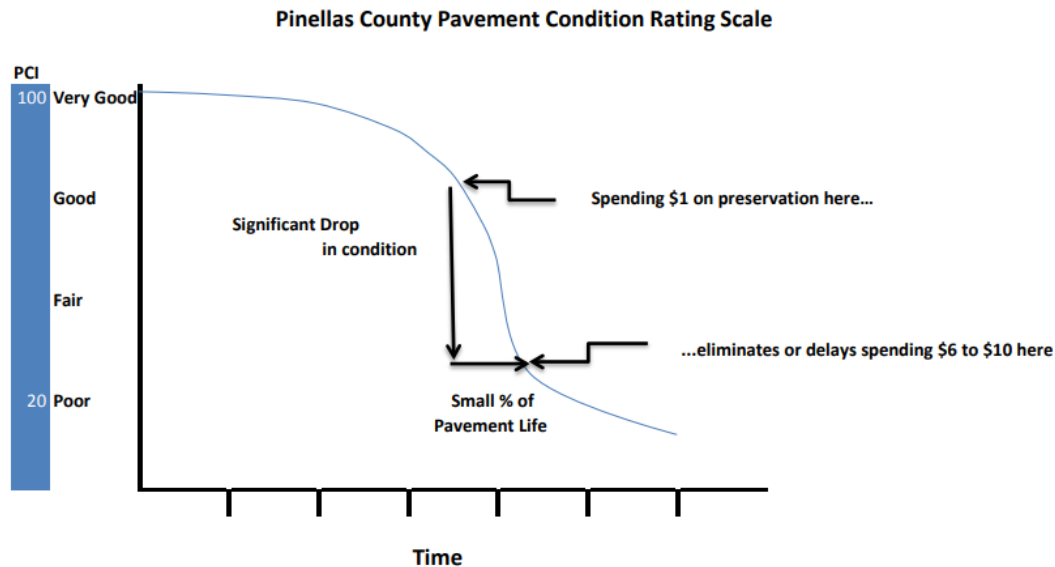


Pavement Condition



Pavement Condition

Performance Measure	4 Year Target	Pinellas County 2021 Conditions
% of Interstate pavements in Good condition	60%	54.4%
% of Interstate pavements in Poor condition	5%	0.0%
% of non-Interstate NHS in Good condition	40%	40.8%
% of non-Interstate NHS in Poor condition	5%	1.1%



Bridge Condition - 154 Total Bridges

Performance Measure	4 Year Target	Pinellas County 2021 Conditions
%of NHS bridges classified as in Good condition by deck area	50%	65.2%
% of NHS bridges classified as in Poor condition by deck area	10%	0%



Travel Time Reliability

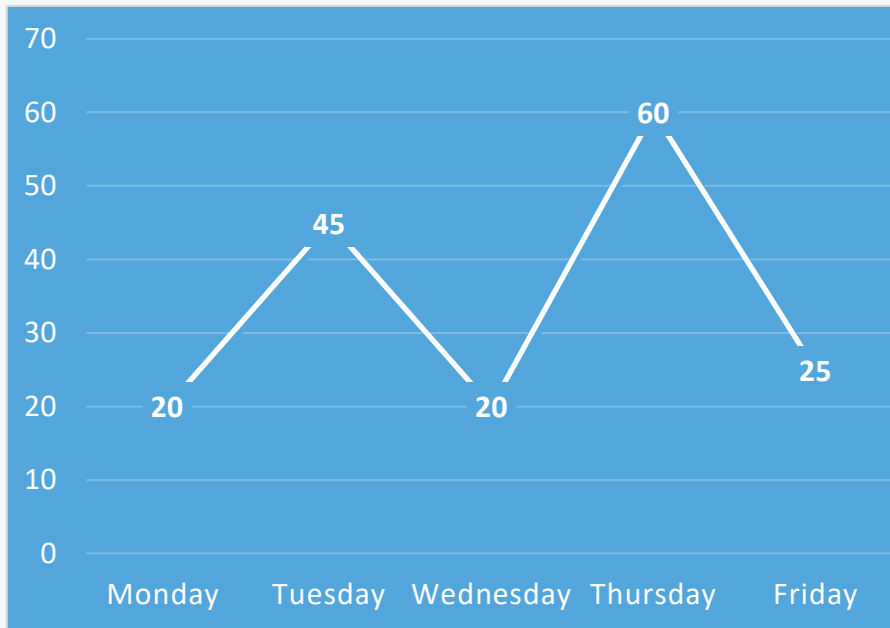
- Measures the predictability of the time it takes to travel a given corridor
- Roadways with highly unpredictable travel times are considered 'unreliable'
- Truck travel time in ratios
 - no person miles traveled and considers all travel periods



Travel Time Reliability

Person A

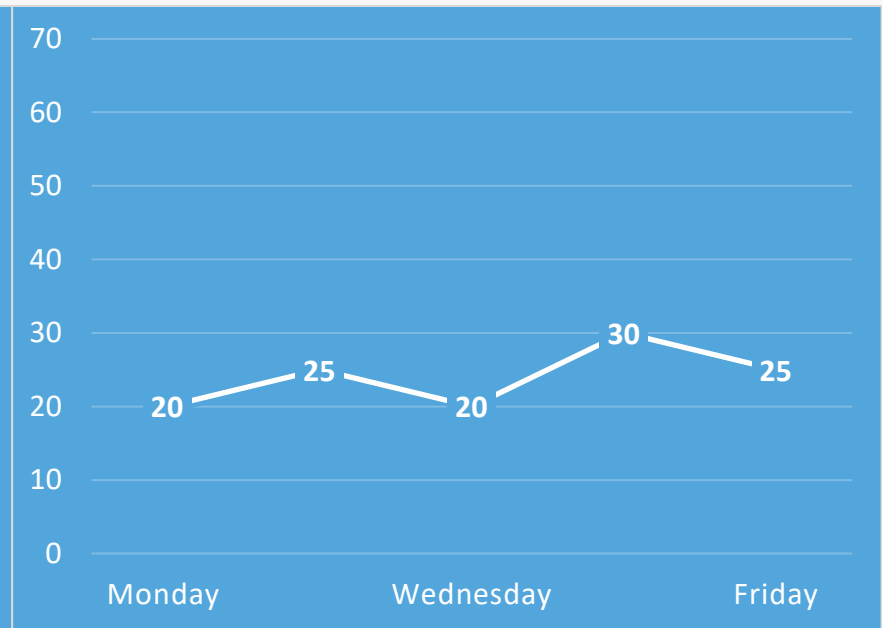
US 19 southbound- Curlew Rd to 118th Ave.



unreliable

Person B

I-275 southbound – HFB to 54th Ave. N



reliable



Travel Time Reliability

Performance Measure	4 Year Target	Pinellas County 2021 Conditions
% of person-miles traveled on the Interstate that are reliable	70%	91.4%
% of person-miles traveled on the non-Interstate NHS that are reliable	50%	95.7%
Truck travel time reliability ratio (TTR) on the Interstate	2	1.55



Staff Recommendation – *Support State Targets – except for one*

Performance Measure	4 Year Target	Pinellas County 2021 Conditions	Pinellas County 2023 Targets
% of Interstate pavements in Good condition	60%	54.4%	60%
% of Interstate pavements in Poor condition	5%	0.0%	5%
% of non-Interstate NHS in Good condition	40%	40.8%	60%
% of non-Interstate NHS in Poor condition	5%	1.1%	5%
%of NHS bridges classified as in Good condition by deck area	50%	62.5%	50%
% of NHS bridges classified as in Poor condition by deck area	10%	0%	10%
% of person-miles traveled on the Interstate that are reliable	70%	91.4%	70%
% of person-miles traveled on the non-Interstate NHS that are reliable	50%	95.7%	50%
Truck travel time reliability ratio (TTR) on the Interstate	2	1.55	2





**FORWARD
PINELLAS**
Integrating Land Use & Transportation

Questions?

