



**FORWARD PINELLAS SERVES AS THE METROPOLITAN PLANNING ORGANIZATION AND
PLANNING COUNCIL FOR PINELLAS COUNTY**

TRANSPORTATION IMPROVEMENT PROGRAM

**FISCAL YEARS
2019/20 - 2023/24**

Adopted June 12, 2019

***Forward Pinellas
310 Court Street
Clearwater, FL 33756
Phone: (727) 464-8250***

Forward Pinellas Web Site: <http://www.forwardpinellas.org>

This project has been developed in compliance with Title VI of the Civil Rights Act of 1964 and other federal and state nondiscrimination authorities. Neither FDOT nor this project will deny the benefits of, exclude from participation in, or subject anyone to discrimination the basis of race, color, national origin, age, sex, disability, or family status.

Funding for this report may have been financed in part through grant[s] from the Federal Highway Administration and Federal Transit Administration, U.S. Department of Transportation, under the State Planning and Research Program, Section 505 [or Metropolitan Planning Program, Section 104(f)] of Title 23, U.S. Code. The contents of this report do not necessarily reflect the official views or policy of the U.S. Department of Transportation.

INTEGRATING LAND USE & TRANSPORTATION

FORWARD PINELLAS

Councilmember Dave Eggers
Chair

Councilmember Darden Rice
Vice Chair

Commissioner Janet Long
Secretary

Commissioner Joanne "Cookie" Kennedy
Treasurer

Commissioner Karen Seal
Councilmember Brandi Gabbard
Commissioner Michael Smith
Mayor Julie Ward Bujalski
Commissioner Jacob Karr

Mayor Sandra Bradbury
Councilmember David Albritton
Commissioner Suzy Sofer
Commissioner Kenneth Welch

Whit Blanton, FAICP
Forward Pinellas Executive Director

David Gwynn
FDOT District Seven Secretary (Non-voting Advisor)



TABLE OF CONTENTS

TABLE OF CONTENTS	i
ENDORSEMENT	ii
CERTIFICATION STATEMENT	iii
ACRONYMS AND DEFINITIONS	iv
INTRODUCTION	x
SECTION 1: EXECUTIVE SUMMARY	1-1
SECTION 2: PROJECT PRIORITY LISTS	
TMA Leadership Group Regional Priorities.....	2-1
Multimodal Transportation Priority Project.....	2-3
Transportation Alternatives Program.....	2-8
SECTION 3: FDOT FIVE-YEAR WORK PROGRAM	
Pinellas County Five-Year Work Program Maps and Project Summary Tables	
Pinellas County Five-Year Work Program.....	3-1
SECTION 4: PINELLAS COUNTY FINANCIAL PLAN	4-1
SECTION 5: OBLIGATED FEDERALLY FUNDED PROJECTS	
Introduction.....	5-1
FDOT Federally Obligated Projects.....	5-2
SECTION 6: TRANSPORTATION DISADVANTAGED PROGRAM ELEMENT	6-1
SECTION 7: PUBLIC TRANSPORTATION WORK PROGRAM	
Introduction.....	7-1
Albert Whitted Airport.....	7-2
Clearwater Airpark.....	7-3
Port of St. Petersburg.....	7-4
St. Pete Clearwater International Airport.....	7-5
Pinellas Suncoast Transit Authority (PSTA).....	7-6
FTA Section 5310 Program.....	7-8
SECTION 8: PINELLAS COUNTY WORK PROGRAM	
Pinellas County Work Program Maps and Project Summary Tables.....	8-1
Pinellas County Work Program.....	8-8
SECTION 9: MUNICIPAL WORK PROGRAMS	
Municipal Work Programs.....	9-1
SECTION 10: PERFORMANCE MEASURES AND TARGETS	
Performance Measures and Targets.....	10-1
Appendices	
Index of Abbreviations.....	A1
Documentation of Public Involvement.....	B1
Transportation Performance Measures Consensus Planning Document.....	C1



FORWARD PINELLAS
FISCAL YEARS 2019/20 THROUGH 2023/24
TRANSPORTATION IMPROVEMENT PROGRAM
ENDORSEMENT


This document was prepared by Forward Pinellas, in its role as the Pinellas County Metropolitan Planning Organization (MPO), in cooperation with the Florida Department of Transportation (FDOT), the Pinellas Suncoast Transit Authority (PSTA), local airports, the Port of St. Petersburg and the twenty-five local governments of Pinellas County.

Preparation of this document was financed in part by the United States Department of Transportation under the Fixing America's Surface Transportation Act ("FAST Act") of 2015.

Forward Pinellas, at its regular meeting of June 12, 2019 endorsed the FY 2019/20 through FY 2023/24 Transportation Improvement Program (TIP), including supporting documentation as contained on the pages which follow. This TIP represents information from the FDOT State Work Program covering Fiscal Years FY 2019/20 through FY 2023/24 together with existing work programs from local governments and transportation providers within Pinellas County.

Further, it is hereby certified that the planning process is being carried out in conformance with requirements listed under the following provisions: 23 CFR 450.332(b); 23 U.S.C 134; and F.S. 339.175.

This certification determination is being made on the basis of an in-depth review, utilizing a checklist provided by FDOT and covering all aspects of the transportation planning process in this urbanized area.


~~Dave Eggers~~ **Darden Rice**
Vice Chairman, Forward Pinellas

CERTIFICATION STATEMENT

Forward Pinellas, in its role as the Pinellas County Metropolitan Planning Organization (MPO), at its regular meeting of June 12, 2019, endorsed its FY 2019/20 through FY 2023/24 Transportation Improvement Program (TIP), including supporting documentation as contained on the pages within this document. This document now represents the FY 2019/20 through FY 2023/24 adopted Transportation Improvement Program. Further, it is certified that the planning process is being carried on in conformance with the provisions of 23 CFR 450.334 (b). This certification determination is being made on the basis of an in-depth review, utilizing a checklist provided by FDOT and covering all aspects of the transportation planning process in this urbanized area.


Vice ~~Dave Eggers~~ **Darden Rice**
Chairman, Forward Pinellas

ACRONYMS & DEFINITIONS

ATMS – Advanced Traffic Management System

An Intelligent Transportation System (ITS) process that employs a variety of detectors, cameras, and communication systems to monitor traffic, optimize signal timings on major arterials, and control the flow of traffic.

BPAC – Bicycle Pedestrian Advisory Committee

Forward Pinellas appointed committee comprised of representatives of various government agencies, law enforcement officials and private citizens interested in bicycle and pedestrian issues. The BPAC advises Forward Pinellas in the process of planning and developing bicycle and pedestrian facilities and promoting bicycle use and walking in Pinellas County.

CAC – Citizens Advisory Committee

Citizens representing municipal area and at-large membership appointed by Forward Pinellas to review transportation issues and topics that will be considered by the agency. The CAC forwards recommendations to Forward Pinellas regarding these issues and topics.

CMP – Congestion Management Process

A systematic process designed to emphasize effective management of existing transportation facilities through the use of travel demand and operational strategies.

FAC – Florida Administrative Code

The FAC is a compilation of the rules and regulations of state agencies that have been filed with the Department of State pursuant to the provisions of Chapter 120, Florida Statutes.

FAST ACT – Fixing America’s Surface Transportation

The federal law passed in 2015 to provide long-term funding for surface transportation infrastructure, planning and investment.

FDOT – Florida Department of Transportation

FDOT is the state agency responsible for the development, maintenance and regulation of public transportation systems and facilities. The mission of FDOT is to provide a safe transportation system that ensures the mobility of people and goods, enhances economic prosperity, and preserves the quality of our environment and communities.

Florida Department of Transportation (FDOT) Work Program

This is the State Five-Year Work Program of transportation improvements prepared in accordance with Section 339.135, Florida Statutes. It provides direction on where and when to build projects and how to fund them. The first year of the program authorizes FDOT to expend funds to complete the scheduled projects. The last four years of scheduled projects are included for planning purposes. The FDOT Work

Program is also included in the Forward Pinellas Transportation Improvement Program (TIP).

FHWA – Federal Highway Administration

The federal agency that develops regulations, policies and guidelines to achieve safety, economic development and other goals of FHWA programs through the construction and improvements of the nation's transportation infrastructure and highway system.

FTA – Federal Transit Administration

The federal agency that provides financial and technical assistance to local public transit systems, as well overseeing safety measures and the development of technology.

Florida Transportation Plan (FTP)

Defines Florida's future transportation vision and identifies goals, objectives, and strategies to accomplish that vision. The FTP is the statewide long range transportation plan for all of Florida.

Forward Pinellas

Countywide land use and transportation planning agency resulting from the consolidation of the Metropolitan Planning Organization (MPO) and Pinellas Planning Council (PPC) in 2014. The agency is served by a 13 member board representing the county's local governments and the Pinellas Suncoast Transit Authority (PSTA).

ITS – Intelligent Transportation Systems

Encompass a broad range of communications based information, control and electronics technologies. When integrated into the transportation system infrastructure, and in vehicles themselves, these technologies help monitor and manage traffic flow, reduce congestion, provide alternate routes to travelers, enhance productivity, respond to incidents, adverse weather or other road capacity constricting events.

LCB – Local Coordinating Board

A Forward Pinellas committee comprised of representatives of social service agencies, transportation providers, FDOT and citizens responsible for overseeing the Pinellas County Transportation Disadvantaged Program.

LRTP – Long Range Transportation Plan

A long-range (20 to 25-year) strategy and capital improvement program developed to guide the effective investment of public funds in transportation facilities that takes into account all major modes of transportation including automobile, bicycle, air, rail, surface freight, and pedestrian travel. In air quality maintenance areas, the plan is updated every five years and may be amended as a result of changes in federal, state and local funding, socioeconomic conditions, major improvement studies, congestion management process plans, interchange justification studies and environmental impact studies.

MPO – Metropolitan Planning Organization

An agency created under federal and state law to provide a forum for cooperative decision-making in regard to regional transportation issues. Membership includes elected and appointed officials representing local jurisdictions and transportation agencies.

NAAQS – National Ambient Air Quality Standards

The NAAQS establish federal standards for six principal pollutants considered harmful to public health and the environment.

PPP - Public Participation Plan

A guideline for public involvement activities to be conducted by Forward Pinellas. The PPP contains the goals and policies of Forward Pinellas for actively engaging the public in the transportation planning process, and is reviewed and updated at least every three years.

PSTA – Pinellas Suncoast Transit Authority

The public transit provider in Pinellas County.

Project Development and Environment (PD&E) Study

A process developed to ensure that the design of transportation projects appropriately reflects and incorporates the unique engineering and community characteristics of the area. The FDOT created the process to ensure that projects receiving Federal aid follow the policies and procedures outlined in the National Environmental Policy Act.

PTSTF – Pinellas Trail Security Task Force

A Forward Pinellas advisory committee composed of elected officials, law enforcement officials and County staff. The Task Force monitors and addresses issues related to safety on the Pinellas Trail.

Regional Transportation Analysis (RTA) Traffic Demand Model

The RTA is a state sponsored modeling program used to forecast traffic volumes and to simulate future travel conditions for personal and commercial vehicles and public transit in FDOT District 7.

ROW - Right-of-Way

A type of land easement, either granted or reserved, for transportation and/or utility purposes.

SIS – Strategic Intermodal System

A transportation system comprised of facilities and services of statewide and interregional significance, including appropriate components of all modes.

SRTS – Safe Routes to School

Funding program that helps communities address school transportation needs while encouraging more students to walk or bicycle to school. The SRTS Program provides funding for projects such as sidewalks, shared-use paths, flashing beacons and median refuge islands. SRTS guidelines require that proposed projects meet an identified need that is preventing children from walking or biking safely to and from school. The SRTS Program

became part of the Transportation Alternatives (TA) Program under MAP-21 in October 2012.

St. Pete-Clearwater International Airport (PIE)

The only international, commercial service airport in Pinellas County.

STP – Surface Transportation Program

One of the key funding programs in the FAST Act. The STP provides funds for capital projects that may include pedestrian and bicycle as well as road improvements. STP funds received through Forward Pinellas are used to fund multimodal transportation improvements.

STSC – School Transportation Safety Committee

The School Transportation Safety Committee was established by the MPO in 1998. The STSC is made up of representatives of the School Board, Board of County Commissioners and local municipalities. The STSC was formed to consider transportation and safety matters that involve both the School Board and local jurisdictions.

Strategic Communications Plan

Approved by the Forward Pinellas Board in 2017, this Plan guides the communication efforts of Forward Pinellas as it relates to land use as well as transportation planning. The Strategic Communications Plan complements and is consistent with the PPP.

TA Program – Transportation Alternatives Program

Provides funding for programs and projects defined as transportation alternatives, including pedestrian and bicycle facilities, infrastructure projects for improving non-driver access to public transportation and enhanced mobility. Under MAP-21, the Transportation Enhancements (TE) Program was replaced by the TAP. The Recreational Trails, and Safe Routes to Schools programs were also placed under the TAP under MAP-21.

TBARTA – Tampa Bay Area Regional Transit Authority

Created by the Florida State Legislature in 2007, and reconstituted in 2017, to develop a Regional Transit Development Plan for the five-county West Central Florida region consisting of Hernando, Hillsborough, Manatee, Pasco and Pinellas counties.

TBRPC – Tampa Bay Regional Planning Council

One of 11 regional planning councils in Florida, established by the Legislature to coordinate planning for the 43 jurisdictions in the Tampa Bay region. Specific duties include environmental management, economic analysis, and water quality, emergency preparedness, and hurricane evacuation planning.

TCC – Technical Coordinating Committee

Over 30 member committee representing local governments, the School District, PSTA, and Pinellas County that assists Forward Pinellas by reviewing

transportation plans and programs and making recommendations based on their technical expertise.

TDP – Transit Development Plan

PSTA’s planning, development and operational guidance document required for Florida Public Transit Block Grant funding. The TDP is used in creating the mass transit portions of the Long Range Transportation Plan (LRTP), Transportation Improvement Program (TIP) and the FDOT Work Program.

TIP – Transportation Improvement Program

A five-year program of transportation improvements adopted annually by Forward Pinellas that incorporates state and federal work programs along with the capital improvement programs/elements of local governments within Forward Pinellas’ jurisdiction.

TMA – Transportation Management Area

Urbanized areas with populations of over 200,000 are designated as TMAs and are subject to planning requirements under the FAST Act. The Tampa Bay TMA encompasses a population of approximately 2.4 million people and includes portions of Hillsborough, Pasco counties and nearly all of Pinellas County. Transportation plans and programs within a TMA must be based on a continuing and comprehensive planning process carried out by Forward Pinellas and the other MPOs in the TMA, in cooperation with the state and transit operators. It must include a congestion management process and be certified by FHWA and FTA.

TMA Leadership Group

The TMA Leadership Group is advisory to the metropolitan planning organizations in the Tampa Bay TMA and consists of nine members who are elected officials from Hillsborough, Pasco and Pinellas MPOs as well as non-voting technical advisors from the Florida Department of Transportation, District 7 and the Tampa Bay Area Regional Transit Authority (TBARTA). It is responsible for coordinating planning activities and addressing issues affecting Hillsborough, Pasco and Pinellas County. The principal roles of the Leadership Group are to foster a consensus on regional transportation priorities and represent the TMA with a unified voice in discussions with state and federal agencies on transportation and funding matters.

TRAC – Transit Riders Advisory Committee

The TRAC is an advisory committee of the PSTA. It is comprised of passengers and interested citizens that provide ongoing input to PSTA staff and the PSTA Board relating to the quantity and quality of fixed route and paratransit services, service enhancement priorities and proposed service and fare modifications.

Transportation Disadvantaged (TD) Program

Supported by funding provided through the Florida TD Trust Fund, the TD Program provides low cost transportation to individuals who, because of a disability, income status, or age are unable to transport themselves or purchase transportation. The TD Program provides 10-day or 31-day bus passes with a co-payment, door-to-

door transportation or group trips, depending on the individual, their needs and abilities.

**USDOT – UNITED STATES DEPARTMENT OF
TRANSPORTATION**

Federal agency that oversees federal highway, air, railroad, and maritime and other transportation administration functions, including FHWA and FTA.

Introduction

The Transportation Improvement Program (TIP) is developed by [Forward Pinellas](#) in its role as the metropolitan planning organization (MPO) for Pinellas County and is updated annually as part of the Pinellas Area Transportation Study Certification Process. The TIP is developed in accordance with state and federal requirements and in cooperation with the Florida Department of Transportation (FDOT), the Pinellas Suncoast Transit Authority (PSTA), local airports, the Port of St. Petersburg and the twenty-five local governments of Pinellas County.

The Forward Pinellas Mission Statement

The mission of Forward Pinellas is to provide leadership to align resources and plans that help achieve a compelling vision for Pinellas County, individual communities and the region by:

- Creating integrated land use and transportation plans that provide viable mobility options and sustainable development patterns;
- Engaging the public in the development of transportation and land use plans;
- Forging effective partnerships among public agencies, citizens and the business community;
- Defining cost-effective strategies to meet the transportation and land use goals of Pinellas County; and

- Setting priorities for sound public investment in transportation improvements.

What is the Transportation Improvement Program?

The TIP contains project descriptions of transportation improvements of local governments, the Florida Department of Transportation (FDOT), the Pinellas Suncoast Transit Authority (PSTA), the Tampa Bay Area Regional Transit Authority (TBARTA), the local airports and the Port of St. Petersburg. The TIP also lists the project descriptions recommended through the Forward Pinellas Congestion Management Process and Long Range Transportation Plan (LRTP). It is developed through a continuing, comprehensive and coordinated effort involving the FDOT, local jurisdictions, PSTA, and Forward Pinellas. The FDOT Five-Year Work Program is the primary source for the Interstate, State Highway System, Public Transportation and Transportation Disadvantaged Program portions of the TIP. Input on the data assembled for the TIP is provided through the Forward Pinellas advisory committees whose members include private citizens and representatives of local governments and other public agencies.

Preparation and maintenance of the TIP is one of the several prerequisites for continued receipt of federal assistance for transportation improvements. The contents of this TIP were developed consistent with the requirements from both state and federal laws. In accordance with requirements published in the Federal Register (regarding application of 23 CFR 450), all projects to be funded under Title 23 and Title 49, U.S.C

must be included within the TIP.

On December 4, 2015, President Barack Obama signed into law the Fixing America's Surface Transportation Act, or "FAST Act". Overall, the FAST Act largely builds on many of the transportation programs and policies that existed under prior transportation bills. The FAST Act is focused on a performance and outcome-based planning process. Projects advanced into the TIP must show progress toward achieving a desired set of outcomes that further the goals of the Long Range Transportation Plan (LRTP)

Work Program Table Format

Beginning with the fiscal year (FY) 2012/13-2016/17 TIP, the Florida Department of Transportation (FDOT) made modifications to the format and content of the FDOT Work Program located in section three of this document. The main purpose of these modifications was to increase transparency by showing an estimate of total project cost for all phases of transportation projects as required under 23 C.F.R. 450.324(e).

In order to show the total project cost, three columns were added to the FDOT Work Program. These included "< 2019" which shows prior year costs; ">2023", which identifies the estimated costs beyond the five year schedule; and "All Years", which reflects those of current, prior and subsequent year TIPs. Subsequent year costs apply only to Strategic Intermodal System (SIS) projects."

Additional Project Cost Information

The normal project production sequence is to have a Project Development and Environment (PD&E) phase, a Design or Preliminary Engineering (PE) phase, a Right of Way (ROW) phase and a Construction (CST) phase. Some projects may not have a ROW phase if land is not needed to complete the project.

In addition to the current five-year schedule, the TIP identifies costs expended in prior years as well as anticipated costs beyond the five-year schedule (see page xii). All project descriptions include SIS or non-SIS identifiers as shown on Page xii.

Costs associated with the project beyond the Work Program schedule are identified in the Long Range Transportation Plan (LRTP). The project descriptions in the TIP include a cross-reference to the LRTP (see page xii). This cross-reference identifies objectives, policies, maps, tables and/or page numbers in the LRTP that are consistent with and/or support the project. The website containing links to the 2040 LRTP and electronic version of the TIP is <http://forwardpinellas.org/>.

Example of a TIP Page in the State Work Program with a Strategic Inter-modal System (SIS) Project Identifier and LRTP References

Effective Date: 04/03/2019 Florida Department of Transportation Run: 04/05/2019 16.05.49								
5 Year TIP								
View 5 Year TIP Phase Grouping Crosswalk								
DISTRICT 7								
Fund	<2020	2020	2021	2022	2023	2024	>2024	All Years
HIGHWAYS								
Item Number: 000101 1 Project Description: TOLL OPERATIONS SUNSHINE SKYWAY *SIS*								
District: 07 County: PINELLAS Type of Work: TOLL PLAZA Project Length: 4.288								
OPERATIONS / MANAGED BY FDOT								
LRTP Reference: Objective 4.2								
D -UNRESTRICTED STATE PRIMARY	89,776	0	0	0	0	0	0	89,776
TO01 -SUNSHINE SKYWAY	79,570,966	5,764,477	5,764,477	5,764,477	5,764,477	5,764,477	28,928,000	137,321,351
Item 000101 1 Totals:	79,660,742	5,764,477	5,764,477	5,764,477	5,764,477	5,764,477	28,928,000	137,411,127
Project Total:	79,660,742	5,764,477	5,764,477	5,764,477	5,764,477	5,764,477	28,928,000	137,411,127
Fund	<2020	2020	2021	2022	2023	2024	>2024	All Years
Item Number: 000153 1 Project Description: TOLL OPERATIONS PINELLAS BAYWAY *SIS*								
District: 07 County: PINELLAS Type of Work: TOLL PLAZA Project Length: 1.016								
OPERATIONS / MANAGED BY FDOT								
LRTP Reference: Objective 4.2								
TO03 -PINELLAS BAYWAY	33,813,203	1,571,000	1,571,000	1,571,000	1,571,000	1,571,000	7,855,000	49,523,203
Item 000153 1 Totals:	33,813,203	1,571,000	1,571,000	1,571,000	1,571,000	1,571,000	7,855,000	49,523,203
Project Total:	33,813,203	1,571,000	1,571,000	1,571,000	1,571,000	1,571,000	7,855,000	49,523,203

LRTP Reference

SIS Identifier

Section 1: Executive Summary

Purpose

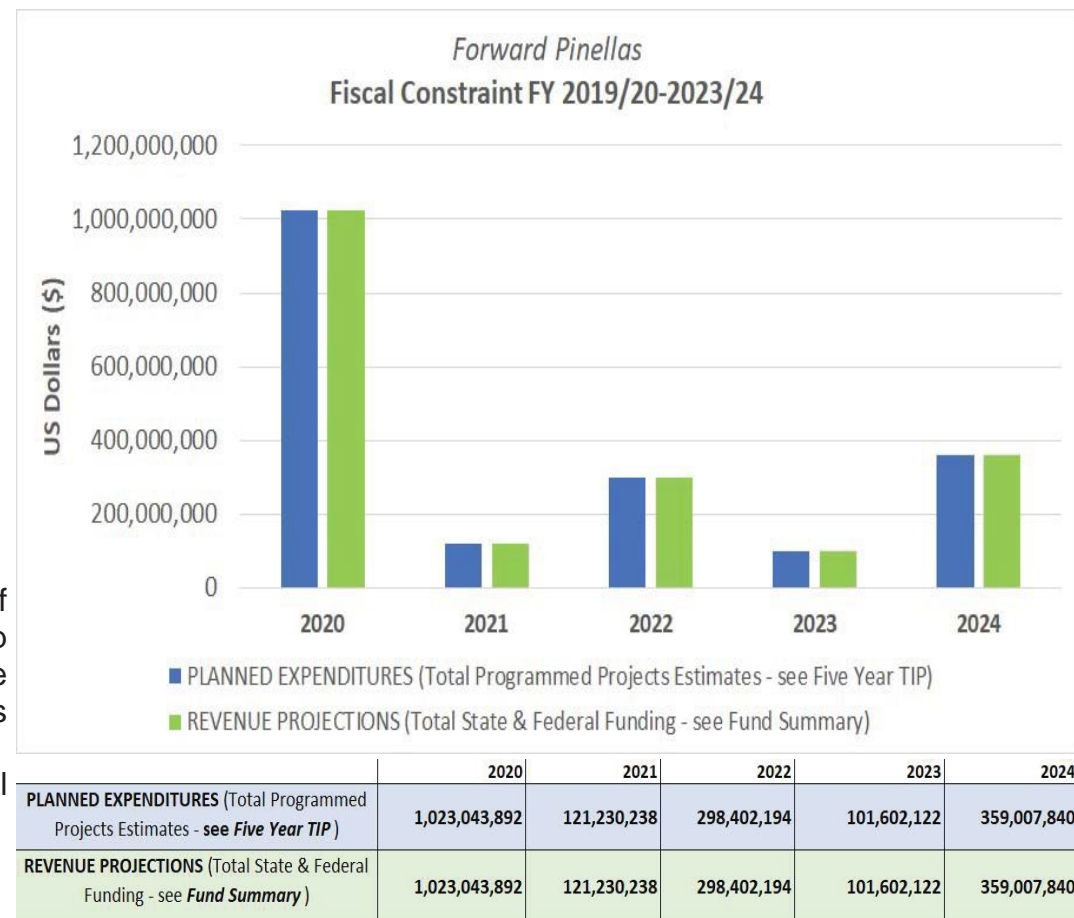
The primary purpose of the Transportation Improvement Program (TIP) is to provide a prioritized listing for the expenditure of federal funds for all transportation funding categories by state fiscal year, including highway, public transportation, bicycle and pedestrian projects. The TIP covers a five year period and is consistent with the Forward Pinellas Long Range Transportation Plan (LRTP). The TIP contains all transportation projects within the metropolitan area to be funded by Title 23 and Title 49 funds and all regionally significant projects regardless of funding source.

This narrative provides information to the Federal Highway Administration (FHWA), Federal Transit Administration (FTA), the Florida Department of Transportation (FDOT) and citizens regarding the TIP development process and provides assurance to the FHWA that the project selection process has been carried out in accordance with federal requirements, Section 134 of Title 23, United States Code (USC), as amended, Title 49, 23 CFR 450.330(b) (c) and 23 CFR 500.

The contents of this section include brief descriptions of the project selection process that was used to develop the Pinellas County TIP. The projects included in the State Work Program Element represent Fiscal Years 2019/2020, 2020/2021, 2021/2022, 2022/2023, and 2023/2024 for the purposes of fulfilling federal requirements.

Fiscal Constraint

The projects identified in the TIP are financially constrained for each year in accordance with 23 CFR 450.324 (h-i), meaning they can be implemented using current and proposed revenue sources. The chart below shows that the revenue projections of the TIP match the planned expenditures of TIP programmed projects.



Additional details on project funding source revenues for state and federally funded projects by year and fund type are available in Section 4. Additional information on projects and estimated project costs are shown in the work program in Section 3.

Revenue and expenditure estimates in the tables in Sections 3 and 4 must use an inflation rate to reflect year of expenditure dollars and are based on reasonable financial principles and information developed cooperatively by Forward Pinellas, State and public transportation operators as required under 23 CFR 450.234(h). The anticipated revenue sources are, therefore, reasonably expected to be in place when needed. New and unexpected funding may become available from other sources, potentially impacting projects within the TIP

Consistency with Other Plans

The TIP is based upon the requirements of the FAST Act of 2015 and Florida Statutes. Federal requirements called for development and adoption of the first four years of the TIP representing fiscal years 2019/2020, 2020/2021, 2021/2022, and 2022/2023. The fifth year, 2023/2024, is a requirement of Florida Statutes.

Regarding project selection, the adopted Pinellas County TIP is consistent with the following FHWA work program development requirements:

- Only major categories of federal funds are included within the TIP. These funds are identified with FDOT codes that are reflected in federal legislation (refer to Appendix);

- The federally funded projects within the TIP have been reviewed and found to be consistent with the Forward Pinellas priorities, as determined through the project selection process;
- The projects selected for the Pinellas County TIP are consistent with FDOT's Work Program;
- Based upon the project selection process and anticipated funding levels between the FDOT, FHWA, and the FTA, the federal funds are reasonably expected to be made available for all projects within the Transportation Project Listings; and
- The listed improvements are consistent with the Forward Pinellas Long Range Transportation Plan (LRTP), the local Transit Development Plan, the Transportation Disadvantaged Service Plan (TDSP), and adopted local government comprehensive plans. The TIP includes locally funded projects as depicted in local government comprehensive plans and is used in LRTP updates as required by the State.

Project Priority Statement

As part of the project selection process, all projects included in the TIP are consistent with project priorities in Section 2 and the FDOT Work Program. These projects are also consistent with federal requirements. The Forward Pinellas project priority lists are a major consideration in the adoption of the State's work program. These lists represent priority projects for federal funding that are considered to be of highest priority by Forward Pinellas. It is the desire of Forward Pinellas that priority projects be funded during the first four years of the State Work Program. Those projects that Forward Pinellas would like to see funded during the first four years are shown in the Forward Pinellas Multimodal Transportation Priority Projects list also in Section 2.

Public transportation projects are typically funded through the FTA. The transit projects are included in the State Work Program and identified within the Public Transportation Section of this document in Section 7.

Project Selection

The federally funded projects included within this TIP were selected in accordance with 23 CFR 450.330(b) (c) and 23 CFR 500, Section 134 of Title 23, United States Code (USC), 23 CFR 450.104, Chapter 53 of Title 49 USC, and the FAST Act of 2015 as amended. The project selection process is a collaborative effort between the FDOT, Forward Pinellas, PSTA, Pinellas County Government, and various municipalities within the urbanized area of Forward Pinellas, which includes most of Pinellas County. The outcome of the most recent project selection process resulted in FDOT's FY 2019/20

through FY 2023/24 work program, which can be found in Section 3. This process includes the prioritization of projects by Forward Pinellas in cooperation with its advisory committees, FDOT and local governments as well as advisory input from the Tampa Bay Transportation Management Area (TMA) Leadership Group.

The Tampa Bay TMA Leadership Group

The TMA Leadership Group consists of nine members who are elected officials from Hillsborough, Pasco and Pinellas MPOs as well as technical advisors from the Florida Department of Transportation, District 7, the transit agencies and TBARTA. The TMA Leadership Group was developed to focus on developing regional consensus priorities for the Tampa Bay TMA and acts in an advisory role to each of the three MPOs. The group focuses on major cross-county transportation markets and traffic movements and helps the Tampa Bay metropolitan area speak with one voice with regard to regional transportation issues. The group maintains the Tampa Bay TMA Leadership Group's regional priorities list, which lists major roadway and transit projects. The most recent list of 2019 top priorities was approved by consensus on April 5th, 2019. The list is included in Section 2 and identifies the I-275/SR 60 interchange, as the top priority for the region. The Leadership Group also recognized the need for a number of potential regional transit catalyst projects and Interstate modernization projects. Details about these projects are included in the Tampa Bay TMA Leadership Group's 2019 Top Priorities list in Section 2.

The Tampa Bay TMA Leadership Group also approved a 2019 Top Priorities for Multi-Use Trails priority list on April 5th, 2019. This priority list includes the Duke Energy Trail in Pinellas County. Completion of this trail will bridge existing gaps in the Pinellas Trail Loop, a 70-mile trail loop around Pinellas County. The Loop will also provide a regional connection to neighboring Hillsborough County via the Courtney Campbell Trail. The list also includes the Starkey Trail Connector, which extends from the Pinellas Trail to the Starkey Wilderness Trail, which will bridge a regional trail gap between Pasco and Pinellas Counties.

Prioritization Process for the 2019 Forward Pinellas Multimodal Transportation Priority Projects

Initial analysis of the 2019 Forward Pinellas Multimodal Transportation Priority Projects list occurs through the LRTP update process. The Tampa Bay Regional Transportation Analysis (RTA), which forecasts traffic demand, provides the basis for determining transportation improvements needed to meet projected travel demand. Output data produced by the RTA is evaluated in combination with other considerations such as existing traffic congestion, regional connectivity and safety data to develop a preliminary list of priority projects.

Forward Pinellas also considers the planning factors included in the FAST Act when prioritizing projects. These planning factors help to guide the planning activities of the agency through the Unified Planning Work Program, as well as the relative priority of transportation projects for funding. These factors are:

1. **Economic Vitality:** Support the economic vitality of the metropolitan area.
2. **Safety:** Increase the safety of the transportation system for motorized and non-motorized users.
3. **Security:** Increase the security of the transportation system for motorized and non-motorized users.
4. **Accessibility:** Increase accessibility and mobility of people and freight.
5. **Environment:** Protect and enhance the environment, promote energy conservation, improve quality of life, and promote consistency between transportation improvements and state and local planned growth and economic development patterns.
6. **Connectivity:** Enhance the integration and connectivity of the transportation systems, across and between modes, for people and freight.
7. **Efficient Management:** Promote efficient management and operations.
8. **Preservation:** Emphasize the preservation of the existing transportation system.
9. **Resilience:** Improve system resiliency and reliability & reduce or mitigate stormwater impacts on surface transportation
10. **Travel and Tourism:** Enhance travel and tourism

A preliminary list of priority projects is compiled by Forward Pinellas staff and presented during public outreach efforts that includes a number of presentations to Forward Pinellas advisory committees for review. The advisory committee reviews involve public comment as well as input from professional engineers, planners, environmental management personnel and school district

representatives to determine which projects are most important. Draft priority lists are also available online for review and comment by the public.

Following review by the committees, the list is presented to the Forward Pinellas Board for adoption. Subsequent to Board action, the list is transmitted to the FDOT District

7 Office for use in the development of their Work Program. The FDOT, in turn, holds annual public hearings on the Work Program via a live webinar presentation whereby local governments, Forward Pinellas, and the public may review and provide comment on the program prior to its adoption. Once FDOT finalizes its Work Program, it is presented to the Forward Pinellas Board for approval and inclusion in the TIP. Documentation of public involvement activities related to public hearings for the TIP are included in Appendix B.

In 2016, Forward Pinellas changed its long-standing prioritization methods and adopted its first multimodal transportation priority list for state and federal transportation funding. In 2018, Forward Pinellas updated its Transportation Alternatives (TA) Program Priority List, the Transportation Management Area (TMA) Top Priorities list and the TMA Top Priorities for Multiuse Trails. These priority lists are included in Section 2.

Projects that are funded remain on the multimodal priority list but are not numbered. Only unfunded projects included portions of the South Gap of the Pinellas Trail Loop, the Harn Boulevard Overpass, I-275 land continuity and express lane projects, and complete streets projects in Oldsmar, Largo and St. Petersburg.

Partially funded projects include funding for design for Gandy Boulevard from 4th Street to the bridge as well as design funding for portions of US 19 in northern Pinellas County.

Additions and changes to the priorities include increased planning funds to meet planning needs for the new Forward Pinellas Complete Streets Program, development of the 2045 LRTP and continued work on the agency's SPOTLight Emphasis Areas.

New projects added to the priority list in 2019 include a complete streets project on 22nd Street South in St. Petersburg, PSTA bus replacements, corridor investments for transit in the US 19/34th St. corridor, drainage and pedestrian improvements on Gulf Boulevard in Indian Shores and Indian Rocks Beach, cycletrack construction along Gulf Boulevard in St. Pete Beach, and a feasibility study of aerial propelled transit in the downtown areas of Clearwater and St. Petersburg.

Road Project Selection Criteria and Prioritization Process for the Congestion Management Process

Although roadway expansion has traditionally been considered the primary remedy for congestion, it is no longer the case in Pinellas County. Most of the congested roads in Pinellas County cannot be expanded due to physical and policy constraints. Therefore, it is increasingly important to effectively manage existing transportation facilities. Forward Pinellas does this on a countywide level through the Congestion Management Process (CMP).

The CMP analyzes all collector and arterial roads within the county utilizing congestion and safety data. The CMP is concerned with the functioning of roads as well as alternative transportation improvements that increase the mobility of pedestrians, bicyclists and transit users.

The CMP improvements have been focused on roads identified in the LRTP as constrained. These are facilities operating at deficient levels of service (LOS) that cannot be expanded due to physical or policy constraints. Most of the major roads in the County operating under deficient LOS conditions fall into this category. With capacity improvements not being an option for improving these facilities, the CMP seeks to identify small scale and operational projects on these roads to address congestion issues.

The CMP uses strategies and performance measures to routinely monitor traffic conditions for roadways in the Forward Pinellas planning area and recommends appropriate strategies to address traffic congestion

occurring on those facilities. Monitoring traffic conditions relies on systemwide traffic counts used to produce the annual roadway level of service report and countywide crash statistics. Data on trails and sidewalks is also monitored to assess travel conditions for bicyclists and pedestrians. This data is included in the State of the System Report, and provides a report card on the County's transportation facilities regarding congestion levels, crashes, usage and other performance indicators. The State of the System Report is then used to assist in generating and prioritizing CMP projects and evaluating the effectiveness of the CMP.

An update of the State of the System Report is currently underway and a final draft is expected to be adopted by the Forward Pinellas Board by October 2019. The State of the System receives a minor update in even numbered years and a major update in odd numbered years.

The CMP is focused specifically on safety and congestion. Forward Pinellas developed a CMP Policies and Procedures Manual in 2014. This document describes the process used to respond to federal and state CMP requirements and also serves as a guideline for future CMP project selection and plan development.

Instead of producing separate priority lists for Congestion Management and Safety Projects, as in the past, Forward Pinellas incorporated these improvements into the multimodal priority list in 2018. After CMP and safety improvements are added to the multimodal priority list, they are reviewed along with other priority lists by Forward Pinellas advisory committees and the Forward Pinellas Board. The relative priority of each project is at the discretion of the Board with recommendations from each committee being considered.

Public Transportation Project Prioritization Process

The Public Transportation Work Program in Section 7 of the TIP includes the capital improvement programs of Clearwater Airpark, Albert Whitted Airport, Port of St. Petersburg, St. Pete-Clearwater International Airport (PIE) and the Pinellas Suncoast Transit Authority (PSTA).

The prioritization of projects for the airport and seaport facilities occurs through the local government budgeting processes, including the City of Clearwater for the Airpark, the City of St. Petersburg for the seaport and Albert Whitted Airport and Pinellas County for the St. Pete-Clearwater International Airport.

The prioritization process of transit projects originates through the development of PSTA's annual Transit Development Plan (TDP). The TDP provides an assessment of current PSTA services as well as improvement needs over a ten-year period.

The TDP includes a list of major findings and prescribed service delivery enhancements that are based on analyses of route performance, employment growth and ridership trends. In addition, these findings and recommended improvements reflect priorities expressed by the Transit Riders Advisory Committee (TRAC) over a ten-year period. The TRAC consists of transit users and interested citizens that provide ongoing input to PSTA staff and the PSTA Board relating to the quantity and quality of fixed route and paratransit services, service enhancement priorities and proposed service and fare modifications. Input from passengers and citizens is also collected through market research studies, which identify ridership

characteristics and public perceptions about PSTA services and operations. Following the adoption of the TDP in June of each year by the PSTA board, the PSTA prepares its list of capital improvement projects utilizing State and Federal funding (refer to Section 7).

Major Projects from Previous TIP

Forward Pinellas adopted its FY 2019/2020- 2023/2024 TIP on June 12, 2019, and projects that have been completed since the adoption of the previous TIP include the following:

- Pinellas Trail Extension Landscaping in St. Petersburg
- Druid Road Trail
- 30th Avenue North bike lanes
- Duke Energy Trail Extension Phase II
- Hercules Avenue sidewalk - Sunset Point
- Road to Belcher Road.
- Park Street widening - 82nd Avenue to 84th Lane

Public Involvement

Public involvement for development of the TIP is implemented primarily through the Forward Pinellas network of advisory committees in accordance with 23 CFR 450.316(a) and the adopted Forward Pinellas [Public Participation Plan](#). The Public Participation Plan was amended in 2016 to incorporate legislative changes made by the Fixing America's Surface Transportation (FAST) Act with regard to public involvement as it pertains to the development of the TIP. It was also amended in December, 2017 to reflect actions taken related to the quadrennial

certification review that occurred earlier that year.

There are four processes associated with the TIP that provide opportunities for public involvement. These processes are associated with the review and approval/adoption of project priority lists, FDOT's draft Work Program, the TIP and TIP amendments.

Forward Pinellas provides ample opportunities for the public to participate in the MPO planning process through its network of advisory committees and various outreach efforts. Prior to its annual adoption, the TIP is reviewed by the Technical Coordinating Committee (TCC) and the Citizens Advisory Committee (CAC). The Bicycle and Pedestrian Advisory Committee (BPAC) reviews elements of the TIP relating to bicycle and pedestrian topics. Members of all these committees include representatives from state and regional agencies, as well as citizens, law enforcement officials, school district representatives, environmental management staff, transit agency representatives and engineering and planning staff from the local governments in Pinellas County. These committees provide comments and recommendations to the Forward Pinellas Board. Advisory committee comments and recommendations related to the TIP, if any, are included in the Forward Pinellas Board's agenda packet under the applicable agenda item so that the board can consider the comments and/or recommendations before approving/adopting project priority lists, the FDOT's draft Work Program, the TIP or TIP amendments.

Public hearings involving the adoption, update or amendment of the TIP are televised live on Pinellas County Connection Television, a local government access channel. Viewers may also watch the live and archived meetings from their computers, using a

"Streaming Video" feature, by connecting to links from the Forward Pinellas or Pinellas County websites. Public hearings are advertised on the [Forward Pinellas website](#), [blog](#) and through social media, including [Twitter](#), [Facebook](#) and [LinkedIn](#). Public hearing notices and agenda materials to be considered by the Board in the review of a TIP item are posted on the website no less than seven business days prior to the meeting.

FDOT also holds a public hearing annually via a live webinar presentation to receive public comments on their draft Work Program. Because the draft Work Program is ultimately included in the TIP, Forward Pinellas notifies the public that it has an opportunity to submit comments. The public hearing notice is posted on the Forward Pinellas website and included in the board and advisory committee agendas (see Appendix B1). Forward Pinellas staff also co-hosts a portion of FDOT's draft Work Program public hearing in Clearwater, FL each December for members of the public who do not have access to a computer or wish to ask Forward Pinellas or FDOT staff questions in person.

Forward Pinellas held public hearings on the TIP on September 12th 2018, November 14th 2018, December 9th 2018, and June 12 2019. Informative presentations were provided preceding both public hearings that summarized the TIP and changes from the previous year. Forward Pinellas is committed to ensuring that it gives explicit consideration and response to public input. No public comments were received during these public hearings or during the comment period prior to adopting the TIP on June 12, 2019 (see Appendix B2). Whenever comments are received during public hearings at Forward Pinellas Board meetings, the board considers the comments and/or recommendations before approving/adopting project priority lists, the TIP or TIP

amendments. Any comments received before the public hearing are included in the board agenda.

Some important dates for public involvement within the annual TIP development schedule are typically as follows:

- TIP Project Priority Lists are reviewed by Forward Pinellas advisory committees in May or August depending upon whether or not FDOT accelerates their work program schedule;
- TIP Project Priority Lists are adopted by Forward Pinellas in June or September (depending upon whether or not FDOT accelerates their work program schedule) following a public hearing;
- Forward Pinellas advisory committees review new local government work programs for inclusion in the fall update of the TIP in October;
- Forward Pinellas approves the fall update of TIP following a public hearing in November or December;
- The FDOT holds public hearings via a live webinar presentation over the internet on its Draft Tentative Work Program in December;
- Forward Pinellas advisory committees and the Forward Pinellas Board review the FDOT Draft Tentative Work Program in December or January;
- Forward Pinellas advisory committees review the FDOT Final Tentative Work Program in May; and
- Forward Pinellas reviews the FDOT Final Tentative Work Program and approves the new TIP following a public hearing in June.

The FAST Act requires the facilitation of public participation throughout the planning process associated with Forward Pinellas projects and programs. Forward Pinellas schedules public meetings at convenient and accessible times and locations, ensures the adopted TIP and subsequent amendments are available for public viewing on the Forward Pinellas website and ensures that it is written and formatted in a manner that is easily understood by the public. The FAST Act also encourage the use of visualization techniques in the development and presentation of the TIP. Forward Pinellas develops maps and visually-enhanced summary tables that summarize major projects in the TIP.

Summary maps and tables are included in Sections 3, 8 and 9. Projects that have changed since the previous year are shaded in the tables. This serves as a visualization tool that helps the public quickly identify changes in the TIP from year to year. Forward Pinellas is also developing a GIS-based interactive tool that will allow the public to query and view TIP project information on an online, interactive map.

Certification

The Pinellas County Metropolitan Planning Organization Urban Area Transportation Planning Process is certified according to FHWA, FTA and FDOT requirements. The last FDOT annual joint certification was conducted in February/March 2019 and the last federal certification review was conducted in 2017.

Conformance with Long Range Transportation Plan

The TIP document was developed in conformance with and as a component of the adopted Pinellas County 2040 Long Range Transportation Plan. All projects represented within the state and local work programs are coordinated in conjunction with future transportation needs and requirements of the Plan.

Transportation Control Measures

Transportation Control Measures (TCMs) represent those projects undertaken by the appropriate public agency to be used in reducing emissions from the transportation network to improve air quality in Pinellas County. These measures have been implemented in the past in Pinellas County in order to improve the air quality conformity of the roadway network in conjunction with programmed transportation improvements.

On June 15, 2005, the Tampa Bay airshed, which includes Pinellas County, became an "attainment area". As such, Pinellas County has not been required to produce conformity reports demonstrating that the TIP conforms to the State Implementation Plan.

Effective October 07, 2015, the U.S. Environmental Protection Agency (EPA) strengthened the National Ambient Air Quality Standards for ground-level ozone from 75 parts per billion (ppb) to 70 ppb based on extensive scientific evidence about ozone effects on public health and welfare. The EPA made final designations of nonattainment areas in late 2017 based upon 2014-2016 air quality data. Based on current data, all of Florida is below the new standard.

If Pinellas County is redesignated as a nonattainment area in the future, the Florida Department of Environmental Protection will develop a State Implementation Plan (providing for the measures necessary to bring areas into compliance with the revised standards. At this time, however, Pinellas County remains an "attainment area" and is not required to produce conformity reports demonstrating that the TIP conforms to the State Implementation Plan

Transportation Alternatives (TA) Program

The Transportation Alternatives (TA) Program is a competitive grant funding program administered by Forward Pinellas in its role as the Metropolitan Planning Organization for Pinellas County. The program has existed for many years, and the scoring and process utilized by Forward Pinellas to evaluate applications has gone through a number of iterations. While the existing TA priority list includes a few projects that are still in need of funding, there are also some projects on the list that are either no longer desired by the sponsoring local government or are no longer eligible for the funding. Given the number of projects on the list, new applications have not been requested since 2010.

TA Program Project Identification

In order to identify candidate projects for inclusion in the Transportation Improvement Program, TA Project Application forms are distributed to project sponsors. Project sponsors submit completed applications to Forward Pinellas and FDOT for review. Sponsoring jurisdictions assume responsibility for maintaining projects after implementation.

Safe Routes to School Program

In 2015, the FDOT began handling the Safe Routes to School (SRTS) Program throughout the state. In Pinellas County, all SRTS applications are submitted to the FDOT District Seven Office. The application is available on [FDOT's website](#). Although Forward Pinellas no longer includes SRTS projects on the Transportation Alternatives (TA) Program priority list, FDOT requires a Forward Pinellas signature on all applications. This is intended to indicate that Forward Pinellas is aware of and supports the projects as described in the applications. Project sponsors are asked to send a copy of their applications to Forward Pinellas prior to FDOT submittal and allow at least one week for review. Copies of SRTS applications are sent to Jared Austin at jaustin@forwardpinellas.org. Electronic copies are accepted.

Performance Management and the TA Program

Performance management is a strategic approach to planning in which an agency coordinates with decision makers, internal staff, key stakeholders and the general public to guide investment and policy decisions to improve its performance in accomplishing its mission and goals. In 2012, MAP-21 created a performance-based transportation program with the intent of increasing accountability, transparency and improving transportation investment decision-making. The FAST Act continues the performance management-based transportation program created under MAP-21.

Local TA Program Project Application Ranking Criteria

With the opportunity to issue another call for projects in the coming years, Forward Pinellas staff has worked with a subcommittee of Bicycle Pedestrian Advisory and Technical Coordinating Committee members to develop a new application process and new scoring criteria. The new scoring criteria better aligns the program with the agency's mission to focus on both transportation and land use, while also removing some of the subjectivity associated with previous scoring approaches. The new criteria was approved by the board at its May 8, 2019 meeting. Forward Pinellas will issue a call for new TA applications in the fall of 2019 and will have a new list of projects for FDOT consideration for the development of the 2021/22 - 25/26 work program.

TA Program projects are ranked numerically with number one being the highest unfunded priority.

Projects that are funded remain on the priority list but are no longer numbered. Only unfunded projects are numbered as priorities. The Forward Pinellas advisory committees assist in ranking these projects, after which their recommendations are forwarded to the Forward Pinellas Board. The current priority list was approved by the Board in April, 2019.

The local TA Program priority list incorporates the project priorities adopted in 2006, 2007, 2010, 2014, and 2019 and is included in Section 2. It should be noted that the 2006 projects are the highest priorities followed by the 2007 and 2010 projects. No new project applications have been considered since 2010 due to a shortage of available funding and a long list of unfunded TA projects.

Annual Listing of Projects

Pursuant to the provisions of 23 U.S.C. 134(j)(7)(B) and 49 U.S.C. 5303(j)(7)(B), Forward Pinellas published an annual listing of projects for which Federal funds have been obligated in the preceding year. The listing is in Sections 5 and 7 of this document and on the Forward Pinellas website.

TIP Amendments

Forward Pinellas follows the TIP amendment process established by FDOT in cooperation with FHWA, Florida Division. The Office of Policy Planning (OPP) coordinates with MPOs to produce an MPO Program Management Handbook which is used to provide guidance on federal and state transportation planning requirements.

As described in the MPO Program Management Handbook, proposed amendments to the TIP are brought forward by FDOT. TIP amendments are typically needed to address situations where a State Work Program project needs to be added or deleted or the fiscal constraint of the TIP is impacted. Amendments are also necessary when a project has a cost increase greater than 20% and \$2 million or a change in the scope of work.

After it is decided that a TIP amendment is necessary, FDOT makes a determination that the TIP is fiscally constrained and that the amendment is consistent with the Forward Pinellas Long Range Transportation Plan. The TIP amendment then goes before the Technical Coordinating Committee (TCC) and Citizens Advisory Committee (CAC) for review, comment, and recommendations to Forward Pinellas. Forward Pinellas considers these recommendations at a scheduled public hearing. Notice of the hearing is posted on the Forward Pinellas website. An advertisement may also be published in the local daily newspaper, the *Tampa Bay Times*, if warranted based on the scale of the amendment. If Forward Pinellas approves the TIP amendment, an electronic signature is executed by the Forward Pinellas Executive Director (or his designee) and forwarded to FDOT for inclusion in the State Work Program.

Regarding the documentation of proposed TIP amendments, a project description and narrative is provided by FDOT in report form to the Forward Pinellas advisory committees and the Forward Pinellas Board in their agenda packets for review. These agendas are also posted on the Forward Pinellas website. In addition, after the amendments are approved, a description of each and the corresponding date of Forward Pinellas Board approval is also posted on the website.

In addition, after the amendments are approved, a description of each and the corresponding date of Forward Pinellas Board approval is also posted on the website. Actions regarding TIP amendments are also documented on the Forward Pinellas board meeting summary, which is distributed to an assortment of public agencies, citizens, civic groups, and others listed on Forward Pinellas' general mailing list. Forward Pinellas Board meeting summaries and minutes from past meetings are available on the Forward Pinellas website. TIP amendments are also added to the end of the FDOT work program in Section 3 of the TIP at the time of the TIP amendment.

Citizens also have an opportunity to view public hearing proceedings regarding proposed TIP amendments through Pinellas County Connection Television (PCC-TV) at <http://www.pinellascounty.org/video/live-meetings.shtml>. The meetings are televised live and broadcast again the Saturday following the meetings and throughout the month on Mondays, Wednesdays and Thursdays. This feature is typically available within a few days after each meeting.

Administrative TIP Amendments and Modifications

Administrative TIP amendments or modifications are minor revisions that do not require public review or approval by Forward Pinellas. Examples of administrative modifications include minor changes to funding sources of previously included projects and minor changes to project initiation dates. Administrative modifications are handled in accordance with Forward Pinellas' Public Participation Plan (PPP) and Chapter 5 of the MPO Program Management Handbook, as amended.

Notice of administrative TIP amendments or modifications is posted on the Forward Pinellas website.

In accordance with Forward Pinellas' [Public Participation Plan](#) the Forward Pinellas Executive Director has the authority to approve TIP amendments/modifications when needed to obtain State or Federal approval within a constrained timeframe. This typically occurs when a Forward Pinellas meeting is cancelled. Prior to signing/approving the amendment/modification, the Executive Director must consult with the Board Chairman and a report describing the change(s) must be provided at the next Board meeting.

Usually due to the cancellation of their meetings, there are occasions when the CAC and TCC do not have an opportunity to review a proposed TIP amendment or modification prior to its approval by the Forward Pinellas Board or Executive Director. In these situations, the proposed amendment/modification will be scheduled for committee review at their earliest meeting dates following its approval. The members will also be notified of the proposed amendment prior to Forward Pinellas or Executive Director action via email

Section 2: Project Priority Lists



Hillsborough MPO
Metropolitan Planning
for Transportation



**FORWARD
PINELLAS**
Integrating Land Use & Transportation

Tampa Bay Transportation Management Area (TMA) Leadership Group

2019 Top Priorities

Approved by Consensus on April 5, 2019

Funded Priorities

- ❖ **Howard Frankland Bridge Replacement**
- ❖ **Gateway Expressway**
- ❖ **I-75 interchange at Overpass (Phase I)**
- ❖ **I-275 Express Lanes from I-375 to Gandy Blvd.**
- ❖ **I-75 Interchange at Big Bend Road**

Top Priorities for the Tampa Bay Region

- ❖ **I-275/SR 60/Westshore Interchange**
- ❖ **I-75 Interchange at Gibsonton**
- ❖ **I-75 Interchange at Overpass (Phase II)**
- ❖ **Central Avenue Bus Rapid Transit**
- ❖ **I-275 Operational Improvements north of downtown Tampa**



Hillsborough MPO
Metropolitan Planning
for Transportation



**FORWARD
PINELLAS**
Integrating Land Use & Transportation

Tampa Bay Transportation Management Area (TMA) Leadership Group

2019 Top Priorities for Multi-Use Trails

- ❖ **Duke Energy Trail** - The trail is partially funded with one remaining gap needing design and construction, from the San Martin Bridge to 126th Avenue North. Once completed, the Duke Energy Trail will link with the Pinellas Trail to create a 75-mile loop that includes a connection to Hillsborough County via the Courtney Campbell Trail.
- ❖ **South Coast Greenway** - Part of the Gulf Coast Trail, the South Coast Trail would go from Adamo Drive and extend south the Manatee County line. The entire South Coast Greenway trail has been broken into seven phases. Phase I is funded with construction expected to begin in 2019. Phase II will be constructed as the Waterset DRI builds out. Part of Phase III is entering design and the other portion is seeking funding for construction. Request/Status: funding for PD&E and design of remaining Phases.
- ❖ **Bypass Canal Trail** – A 17+ mile trail southward from Flatwoods Park, on the banks of the Bypass Canal per agreement with the Southwest Florida Water Management District. Using existing parks in Temple Terrace and the Florida State Fairgrounds areas as trailheads, the corridor expands future access to the Old Fort King and Withlacoochee State Trail. Request/Status: Hillsborough County requests funding for the design and construction of the next phase.
- ❖ **Orange Belt Trail** – The approximately 37 mile long trail would extend from the Starkey Trail (C2C connector) in the Trinity area of southwest Pasco County to the existing Withlacoochee State Trail trailhead (connects to Good Neighbor/South Sumter Connector) at U.S. Highway 301 in Trilby in northeast Pasco County. The planned trail alignment generally follows the historic Orange Belt Railroad line that crosses Pasco County in a southwest to northeast direction. The Orange Belt Trail is scheduled for a route study which will determine exact alignment and preliminary engineering funded (\$1.9M) in 2019/20. Request/Status: Pasco County requests \$15.5M for right-of-way acquisition and construction.

----- Tampa Bay TMA Leadership Group Purpose -----

There is a role for a TMA-focused group, not currently performed by any existing transportation organization. That role includes developing regional consensus priorities for the TMA, especially in the allocation of federal & state funds. The group will focus on major cross-county transportation markets and traffic movements, and on helping the Tampa Bay metropolitan area speak with one voice in discussions of regional transportation prioritization issues and financial resources.

2019 FORWARD PINELLAS MULTIMODAL TRANSPORTATION PROJECT PRIORITIES
Adopted June 12, 2019

Proposed Priority	FPN	Responsible Agency	Project	From	To	Description	Funded Phase	Year Funded	Status
PRIORITY PROJECTS UNDER CONSTRUCTION OR FUNDED FOR CONSTRUCTION/IMPLEMENTATION									
P	43380-1	FDOT	SR 686/Roosevelt Boulevard (CR 296 Connector)	49th Street North	I-275/SR 93	Construction of grade separated toll facility linking US 19 and the Bayside Bridge with I-275	CST	2017/18	Underway
			CR 296 (Future SR 690)/East-West 118th Avenue Expressway/Gateway Express	US 19 SR55	East of 40th Street				
P	256774-2	FDOT	US 19/SR 55 (including Republic Dr Overpass and Curlew Road Interchanges)			Construction of grade separated roadway improvements	CST	2021/22	CST deferred one year
	256774-3		Phase I – Boy Scout Overpass	North of SR 580	Northside Drive		CST	2021/22	
P	422904-2	FDOT	I-275/SR 93/Howard Frankland Bridge Replacement	North of SR 687 (4th St. N.)	North of Howard Frankland Bridge	Bridge Replacement, addition of express lanes, and a multiuse trail.	Design-Build	2019/20	
P	424501-2	FDOT	I-275 Express Lanes	South of SR 694/Gandy Boulevard	North of 4th Street North	Construction of one managed lane in each direction providing interregional connectivity from Gateway Expy and south of Gandy Blvd to Howard Frankland Bridge	Design-Build	2017/18	Underway
P	4366771	PSTA/ HART	PSTA Regional Farebox	N/A	N/A	Implementation of a regional farebox system			Funded in Hillsborough and Pinellas
P	4377362	Pinellas County	Phase II - Park/Starkey Sidewalks	Ulmerton Road	East Bay Drive	Construction of continuous sidewalks along both sides of corridor	PE	2019/20	Underway
			Pinellas Trail Loop, Phase 2 North Gap (partially on Duke Energy ROW)	Enterprise Road	Chesnut Park	Construction of Phase 2 of the Pinellas Trail Loop	CST	2021/22	
P	4400931	Pinellas County	Courtney Campbell Causeway Trail Overpass	SR 60/Gulf-to-Bay Boulevard at Bayshore Boulevard	N/A	Construction of a bicycle/pedestrian overpass over SR 60 near Bayshore.	CST	2023/24	Design underway
P	437498-1	FDOT	Gateway/MidCounty Master Plan	Gateway Area	N/A	\$500,000 to augment the development of the Gateway/MidCounty Master Plan	Planning Study	2018/19	Study to be completed in 2019
	#30 TA								
P	441401-1	Forward Pinellas	Gateway/MidCounty Master Plan	Gateway Area	N/A	\$500,000 to augment the development of the Gateway/MidCounty Master Plan	Planning Study	2018/19	Study to be completed in 2019
P	440246-1	FDOT	U.S. 19	54th Avenue South	22nd Avenue North	\$1 million Complete Streets upgrade to FDOT resurfacing project to construct a wide sidewalk on west side of roadway	CST	2021/2022	
P	443928-1	Oldsmar	St. Petersburg Drive	Dartmouth Avenue	Bayview Boulevard	\$1 million to supplement a City of Oldsmar Complete Streets project.	CST	2023/24	
P	443929-1	Largo	Rosery Road	Missouri Avenue	Eagle Lake Park	\$1 million to supplement a City of Largo Complete Streets project.	CST	2023/24	

Proposed Priority	FPN	Responsible Agency	Project	From	To	Description	Funded Phase	Year Funded	Status
P	437710-1	FDOT	Alt. US 19	South of Curlew Place	North of Country Club	Add SB left turn lane	CST	2023/24	
P	444332-1	FDOT	St. Petersburg Greater Downtown Area Network Alternatives Analysis	Downtown St. Petersburg Area		Funding to study traffic circulation in the downtown St. Petersburg area.	Study	2019/20	
P	2568815	FDOT	Harn Boulevard Overpass	Harn Boulevard	North of 1st Street	Construction of a pedestrian overpass across US 19	CST	2020/21	Design of alternatives is underway
P	424501-5	FDOT	I-275	South of 54th Avenue South	South of Roosevelt Boulevard	Lane continuity improvements throughout the corridor. And a hardened shoulder for transit operations from I375 to Gandy Boulevard.	ROW	2020/21	
							DSB	2023/24	
P	<u>440093-2</u> #15 TA	Pinellas County	Pinellas Trail Loop	Ulmerton Road	Belleair Road	South Gap - Phase 2, 3, 4	CST	2023/24	
P	<u>440093-3</u> #15 TA	Pinellas County	Pinellas Trail Loop	126th Ave N	Ulmerton Road	South Gap - Phase 1	CST	2023/24	
P	437807-2	FDOT	4th Street North and South	5th Avenue S	5th Avenue N	Urban corridor improvements including sidewalks, pedestrian signal modification and a high emphasis crosswalks	CST	2022/2023	

Proposed Priority	FPN	Responsible Agency	Project	From	To	Description	Funded Phase	Year Funded	Status
-------------------	-----	--------------------	---------	------	----	-------------	--------------	-------------	--------

UNFUNDED MULTIMODAL TRANSPORTATION PRIORITY PROJECTS

1	439338-2 439338-3	Forward Pinellas	Systems and Operations Planning Funds	N/A	N/A	\$600,000 annually for planning activities	N/A	N/A	N/A
2	438747-2	FDOT	Pinellas County Model Studies	N/A	N/A	\$148,000 annually to conduct surveys to update planning models	N/A	N/A	N/A
3	N/A	St. Petersburg	22nd Street South	11th Avenue South	5th Avenue South	\$1 million for St. Petersburg Complete Streets Project	N/A	N/A	
4	N/A	PSTA	Bus Replacement Capital Funding	N/A	N/A	Up to \$1.5 million of capital funding for PSTA Bus Replacements	N/A	N/A	
5	N/A	Pinellas County	Dunedin Causeway Operational Improvements	Honeymoon Island State Park	Alt US 19	Operational improvements to mitigate congestion on the Dunedin Causeway	N/A	N/A	
6	N/A	PSTA	Central Ave Bus Rapid Transit	N/A	N/A	Limited stop transit service from downtown St. Petersburg to the beaches	Design	2018/19	CST unfunded
7	256931-4	FDOT	SR 694/ Gandy Boulevard	East of 4th Street	West of Gandy Bridge	Construction of grade separated overpass at Brighton Bay Blvd. and a trail facility crossing Tampa Bay in the corridor.	PD&E	2024/25	PD&E of both FPIDs to go together. CST unfunded
	441250-2						Design	Underway	
8	433799-1	FDOT	US 19/SR 55 (including Tampa and Nebraska Interchanges)	North of CR 95	South of Pine Ridge Way South	Construction of grade separated roadway interchanges with frontage roads and pedestrian crossings every 1/4 mile.	ROW	2020/21	CST unfunded
9	440743-1	PSTA	Clearwater Beach to TIA Regional Transit Service	N/A	N/A	Regional Express transit service and PD&E study of connections from downtown Clearwater to Clearwater Beach.	Capital	2021/22	
10	N/A	PSTA	US 19 Transit Corridor Investments	54th Avenue South	Gateway Area	Corridor investments to support express transit service	N/A	N/A	
11	256998-1	FDOT	SR 686/Roosevelt Boulevard	I-275/SR 93	West of 9 th Street North/Dr Martin Luther King Jr Street North	Construction of a connection between the Gateway Express and Roosevelt Blvd.	Design	Underway	CST unfunded
12	257086-1	FDOT	SR 694/Gandy Boulevard	40th Street	East of I-275 (SR 93)	Construction of frontage roads and a ramp from NB I-275 to WB Gandy Blvd.	ENV	2021/22	CST unfunded
13	445376-1	Pinellas County	Pinellas Trail Loop (South Gap) Phase 5	126th Avenue North	Roosevelt Boulevard	Shared Use Bike Path/Trail	N/A	N/A	
	#15 TA								
14	445376-1	Pinellas County	126th Avenue North	US 19/SR 55	34th Street	Construction of 2 lane divided continuous roadway	N/A	N/A	Pinellas County has reserved funding for design 2016-2020
15	433797-1	FDOT	US 19/SR 55 (including Alderman Interchange)	North of Nebraska Avenue	South of Timberlane Road	Capacity, operational and safety improvements with pedestrian crossings every 1/4 mile.	Design	Underway	
							ROW	2021/22	
16	433796-1	FDOT	US 19/SR 55 (including Klosterman Interchange)	South of Timberlane Road	South of Lake Street	Capacity, operational and safety improvements with pedestrian crossings every 1/4 mile.	Design	Underway	
							ROW	2022/23	

17	435914-2	FDOT	U.S. 19	66th Avenue North	118th Avenue North	Operational improvements along the corridor	ROW	2023/24	Corridor study underway; partial ROW funding in work program
----	----------	------	---------	-------------------	--------------------	---	-----	---------	--

Proposed Priority	FPN	Responsible Agency	Project	From	To	Description	Funded Phase	Year Funded	Status
18	435909-4	FDOT	Alt. US 19	Belleair Road	Pasco County Line	Operational improvements along the corridor	PE	2020/21	Corridor study underway
19	437636-1	FDOT	Alt. US 19	at Florida Avenue	N/A	Roundabout to improve intersection safety	PE	2019/2000	Construction funding needed
20	435909-3	FDOT	Alt. US 19	Park Street North	Belleair Road	Operational improvements along the corridor	PE	2020/21	Corridor study underway
21	N/A	FDOT	SR 60 Multiuse Accommodations	Courtney Campbell Causeway Trail	Druid Road Trail	Multiuse accommodations connecting the Courtney Campbell Causeway Trail to the Druid Road Trail per the SR 60 Multimodal Implementation Plan	N/A	N/A	
22	N/A	FDOT	Gulf Boulevard Sidewalk Improvements	195th Street	Walsingham Road	Construction of sidewalk with drainage improvements	N/A	N/A	
23	N/A	Forward Pinellas	Aerial Transit Feasibility and Operations Plan	N/A	N/A	Clearwater and downtown St. Petersburg	N/A	N/A	
24	N/A	PSTA	Downtown Clearwater Intermodal Center	N/A	N/A	PSTA Intermodal Center for the downtown Clearwater area.	N/A	N/A	
25	444244-1	FDOT	4th Street Trail Connection	Gandy Boulevard	Big Island Gap Bridge	Trail connection to the Howard Frankland Bridge	N/A	N/A	
26	444243-1	FDOT	Ulmerton Trail Connection	Fountain Parkway North	I-275	Trail connection to the Howard Frankland Bridge	N/A	N/A	
27	N/A	FDOT	SR 580 Corridor Study	Alt US 19	SR 584	Operational and safety improvements along the corridor.	N/A	N/A	
28	N/A	FDOT	Drew Street	Osceola Avenue	McMullen Booth Road	Operational and safety improvements along the corridor.	N/A	N/A	

1) Project #1 is intended for recurring annual funding of \$600,000. This includes \$100,000 for Complete Streets planning projects. This annual allotment will be set aside as higher priority projects are considered in the development of the annual FDOT Work Program. A portion of this funding is intended to support annual survey efforts to support the regional travel demand model and other transportation planning initiatives.

2) DSB = Design-Build (combines construction and design/preliminary engineering phases to reduce costs and expedite construction); PD&E-Project Development and Environment; DGN-Design; ROW-Right of Way; CST-Construction; ENV-Environmental; FY-Fiscal Year; TIP-Transportation Improvement Program; LRTP-Long Range Transportation Plan; CMAQ-Congestion Mitigation and Air Quality Improvement Program

3) Projects on this priority list need not be limited to STP funds and may be funded by other available funding sources.

2020 FORWARD PINELLAS TRANSPORTATION ALTERNATIVES PROGRAM PRIORITY PROJECTS

Adopted June 12, 2019

Priority	Project Number	Responsible Agency	Project	From	To	Description	Funded Phase	Year Funded	Status
PRIORITY PROJECTS UNDER CONSTRUCTION OR FUNDED FOR CONSTRUCTION/IMPLEMENTATION									
P	4344971	City of St. Petersburg	Sexton Elementary School – sidewalk along 19 th St N	38th Ave N	52nd Ave N	Sidewalk	Construction	2018/19	Construction scheduled in TIP for FY 2018/19
P	4245329	City of Largo	Citywide Sidewalk and Trails Initiative - Adrian Ave and Gladys St Sidewalk Improvements	Indian Rocks to Trotter Rd	and from Drye to Hillsdale	Sidewalk	Construction	FY 2015/16	Construction underway
P	4245647/2686A	Pinellas County	Hercules Ave/Greenbriar Blvd Sidewalk - Phase II	Sherwood St	Sunset Point Rd	Sidewalk	Construction	FY 2017/18	Scheduled in TIP for construction in FY 2019/20
P	4245644/1512A	Pinellas County	Park Blvd/CR 694 ADA Ramp and Sidewalk Improvements	Starkey Rd	66th St N	Sidewalk	Construction	FY 2018/19	Scheduled in TIP for construction in FY 2018/19
P	4245646/	Pinellas County	Haines Bayshore Rd Sidewalk	US 19	Sunrise Blvd	Sidewalk	Construction	FY 2017/18	Construction underway
P	4344961	City of Largo	West Bay Dr Pinellas Trail Gateway	Washington Ave	4th Ave SW	Shared Use Bike Path/Trail	Construction	FY 2018/19	Construction scheduled in TIP for FY 2018/19
P	4157387	City of Oldsmar	Oldsmar Trail Phase 6 Extension	along Douglas Rd between Racetrack Rd and Tampa Rd	N/A	Shared Use Bike Path/Trail	Construction	FY 2018/19	Construction scheduled in TIP for FY 2018/19
P	4325871	City of St. Petersburg	Bayway South Trail Connection (Phase I) on the Pinellas Bayway South (SR 679) from N end of Boca Ciega Bridge to SR 682/54th Ave S	North end of Boca Ciega Bridge	SR 682/ 54th Ave S	Shared Use Bike Path/Trail	Design-Build	FY 2017/18	Construction underway
P	4107552	City of St. Petersburg	Bayway South Trail Connection (Phase II) on the Pinellas Bayway South (SR 679)	South end of Boca Ciega Bridge	City limits south of Madonna Blvd	Shared Use Bike Path/Trail	Design-Build	FY 2017/18	Construction underway
P	4377362	Pinellas County	Starkey Rd Corridor Sidewalk Project	Bryan Dairy Rd	East Bay Dr	Sidewalk	Construction	FY 2021/22	Scheduled in TIP for construction in FY 2021/22
P	4380221/3306A	Pinellas County	62nd Ave N Sidewalk Project	62nd St N	55th St N	Sidewalk	Construction	FY 2019/20	Scheduled in TIP for construction in FY 2019/20
P	4400931/186A/186B	Pinellas County	Duke Energy Trail (North gap on the Duke Energy right-of-way)	the pedestrian overpass at US Hwy 19 ant Enterprise Rd	Chesnut Sr Park	Shared Use Bike Path/Trail	Construction (Design-Build)	FY 2016/17	Construction underway
	186A		Phase 1 (North Gap) on the Duke Energy right-of-way	Sunset Point Rd	the pedestrian overpass at US Hwy 19 and Enterprise Rd		Construction	FY 2016/17	Construction completed for this portion of the North Gap
	186B		Phase 2 (North Gap) on the Duke Energy right-of-way	NE Coachman Rd/SR 590	Sunset Point Rd		Construction	FY 2016/17	Construction underway

2020 FORWARD PINELLAS TRANSPORTATION ALTERNATIVES PROGRAM PRIORITY PROJECTS

Adopted June 12, 2019

Priority	Project Number	Responsible Agency	Project	From	To	Description	Funded Phase	Year Funded	Status
P	4157432	City of St. Petersburg	Treasure Island Causeway/Fred Marquis Pinellas Trail Connection (linking the west end of Treasure Lane to the existing Fred Marquis Pinellas Trail) (Phase II)	west end of Causeway Blvd N	east end of Causeway Blvd N	Bike Path/Trail	Construction	FY 2018/19	Construction scheduled in TIP for 2018/19
P	4374981	City of Clearwater/FDOT /SUNTrail	Courtney Campbell Causeway Recreational Trail Overpass	SR 60/Gulf-to-Bay Blvd at Bayshore Blvd	N/A	Pedestrian/Trail Overpass	Construction	FY <u>2023/24</u>	Construction scheduled in TIP for 2023/24
P	4400932	Pinellas County	Pinellas Trail Loop (South Gap)	Ulmerton Rd	Belleair Rd	Shared Use Bike Path/Trail	CST	FY 2023/24	Construction funded in TIP 2023/24 with SU funds
P	4400933	Pinellas County	Pinellas Trail Loop (South Gap)	126th Ave N	Ulmerton Rd	Shared Use Bike Path/Trail	CST	FY 2023/24	Construction funded in TIP in 2023/24 with Suntrail funds
P	4429551	Pinellas County	42nd Ave N Sidewalk Project	46th St N	35th St N	Sidewalk	N/A	FY 2022/23	Construction funded in TIP in 2022/23
P	4412151	City of St. Petersburg	71st St N Trail - Pinellas Trail Connector	Fred Marquis Pinellas Trail	38th Ave N	Shared Use Bike Path/Trail	Design	FY 2023/24	Construction scheduled in TIP for 2023/24

2020 FORWARD PINELLAS TRANSPORTATION ALTERNATIVES PROGRAM PRIORITY PROJECTS

Adopted June 12, 2019

Priority	Project Number	Responsible Agency	Project	From	To	Description	Funded Phase	Year Funded	Status
----------	----------------	--------------------	---------	------	----	-------------	--------------	-------------	--------

UNFUNDED TRANSPORTATION ALTERNATIVES PROGRAM PRIORITY PROJECTS

1		City of St. Petersburg	North Bay Trail Extension (Phase I)	83rd Ave N	Duke Energy Trail	Shared Use Bike Path/Trail	N/A	N/A	Unfunded.
2		City of St. Petersburg	North Bay Trail Extension (Phase II)	North of the Duke Energy Trail	Gandy Blvd	Shared Use Bike Path/Trail	N/A	N/A	Unfunded.
3		City of St. Petersburg	Central Ave Corridor Complete Streets (Phase I)	31st St	34th St	Shared Use Bike Path/Trail	N/A	N/A	Unfunded
4		City of St. Petersburg	Central Ave Corridor Complete Streets - Streetscape Improvements (Phase II)	34th St	58th St	Streetscape Improvements	N/A	N/A	Unfunded
5		City of Oldsmar	Tampa Rd/SR 584 Trail Overpass	intersection of SR 584/Tampa Rd and St Petersburg Dr	N/A	Pedestrian/Trail Overpass	N/A	N/A	Unfunded
6		City of St. Petersburg	Bike Lane Improvements	1st Ave N from Dr Martin Luther King Jr St N to 66th St N and 1st Ave S from Dr Martin Luther King Jr St S to Pasadena Ave S	N/A	Bike lane improvements	N/A	N/A	Unfunded
7		City of St. Petersburg	School Crossing Enhancements User-activated LED stop paddles at 30 various locations	User-activated LED stop paddles at 30 various locations	N/A	User-activated LED stop paddles at 30 various locations	N/A	N/A	Unfunded
8		City of St. Petersburg	9th Avenue North Complete Streets (9th Ave N)	66th St	Dr. Martin Luther King Jr St	Complete Street improvements	N/A	N/A	Unfunded
9		City of St. Petersburg	Gandy Boulevard Sidewalk Connections	various locations near Gandy Blvd from 16th St N to Brighton Bay	N/A	Sidewalks	N/A	N/A	Unfunded
10		City of St. Petersburg	18th Avenue South Complete Street	4th St S	34th St S	Complete Street improvements	N/A	N/A	Unfunded
11		City of St. Petersburg	St Pete City Trails Priority Sidewalks	between 31st St S and Dr Martin Luther King, Jr St	N/A	Trails/Sidewalks	N/A	N/A	Unfunded
12		Pinellas County	Pinellas Bayway Trail Segment	East Shore Blvd	Tierra Verde Bridge	Shared Use Bike Path/Trail	N/A	N/A	Unfunded

2020 FORWARD PINELLAS TRANSPORTATION ALTERNATIVES PROGRAM PRIORITY PROJECTS

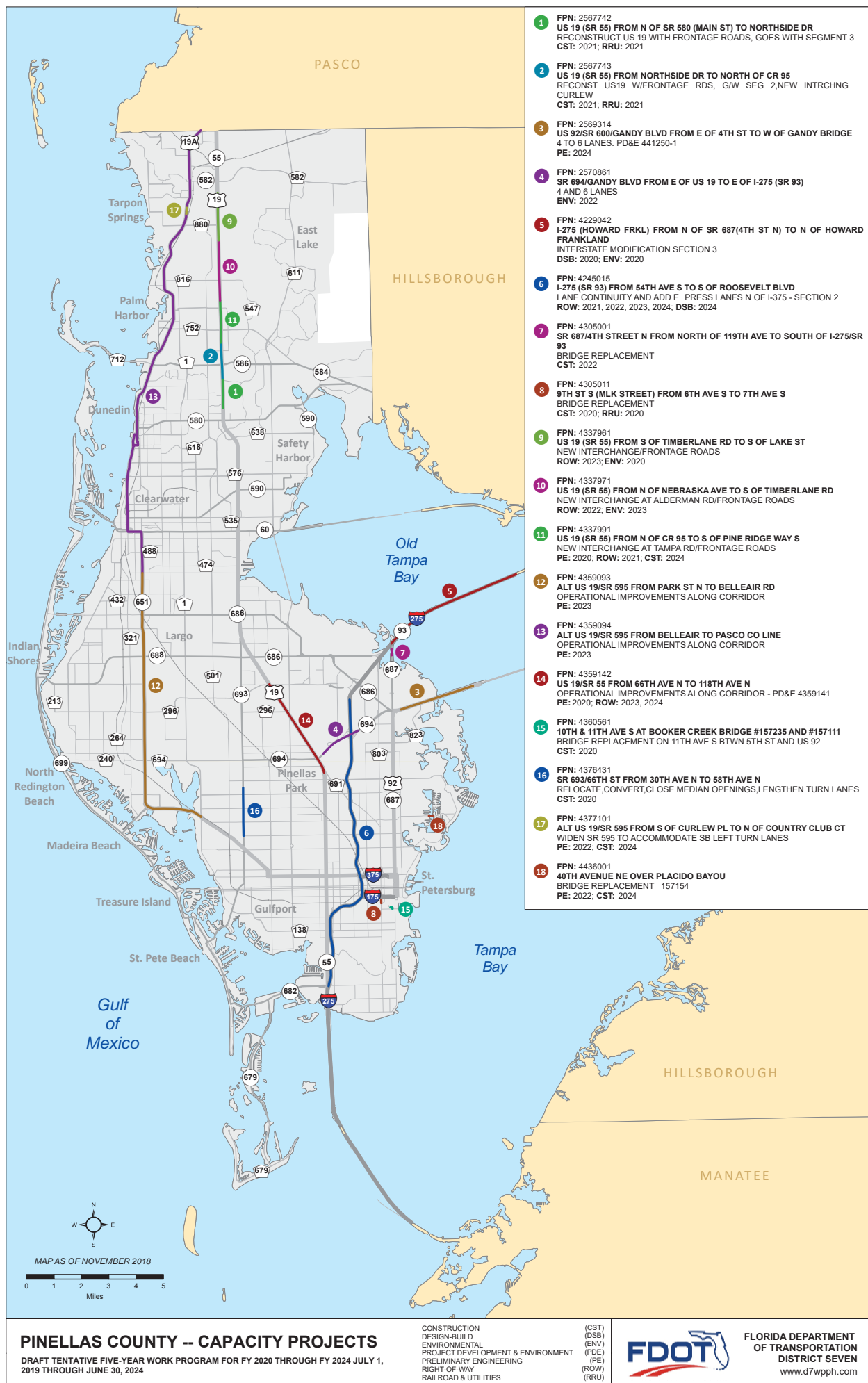
Adopted June 12, 2019

Priority	Project Number	Responsible Agency	Project	From	To	Description	Funded Phase	Year Funded	Status
13		City of Gulfport	Multi-Use Trails - Phase 1 (existing Fred Marquis Pinellas Trail Spur Connection/55th St S/Beach Blvd S)	Jersey Ave S	28th Ave S	Shared Use Bike Path/Trail	N/A	N/A	Unfunded
			Multi-Use Trails - Phase 3 (31st Ave S)	Tifton Dr S	54th St S/Shore Blvd S	Shared Use Bike Path/Trail	N/A	N/A	Unfunded
			Multi-Use Trails - Phase 5 (58th St S)	Shore Blvd S	28th Ave S	Shared Use Bike Path/Trail	N/A	N/A	Unfunded
14		City of Largo	Citywide Sidewalk and Trails Initiative	Lake Ave	Alt Keene Rd	Sidewalks and trails	N/A	N/A	Project added to the end of the priority list in 2010 for the purpose of qualifying for other funding sources
15		Pinellas County	Pinellas Trail Loop (South Gap) Phase 3 (partially on Duke Energy ROW)	Haines Bayshore Rd	Ulmerton	Shared Use Bike Path/Trail	N/A	N/A	Project added to the end of the priority list in 2010 for the purpose of qualifying for other funding sources
16		Pinellas County	Pinellas Trail Loop (South Gap) Phase 5	126th Ave N	Gandy Blvd	Shared Use Bike Path/Trail	N/A	N/A	Project added to the end of the priority list in 2010 for the purpose of qualifying for other funding sources

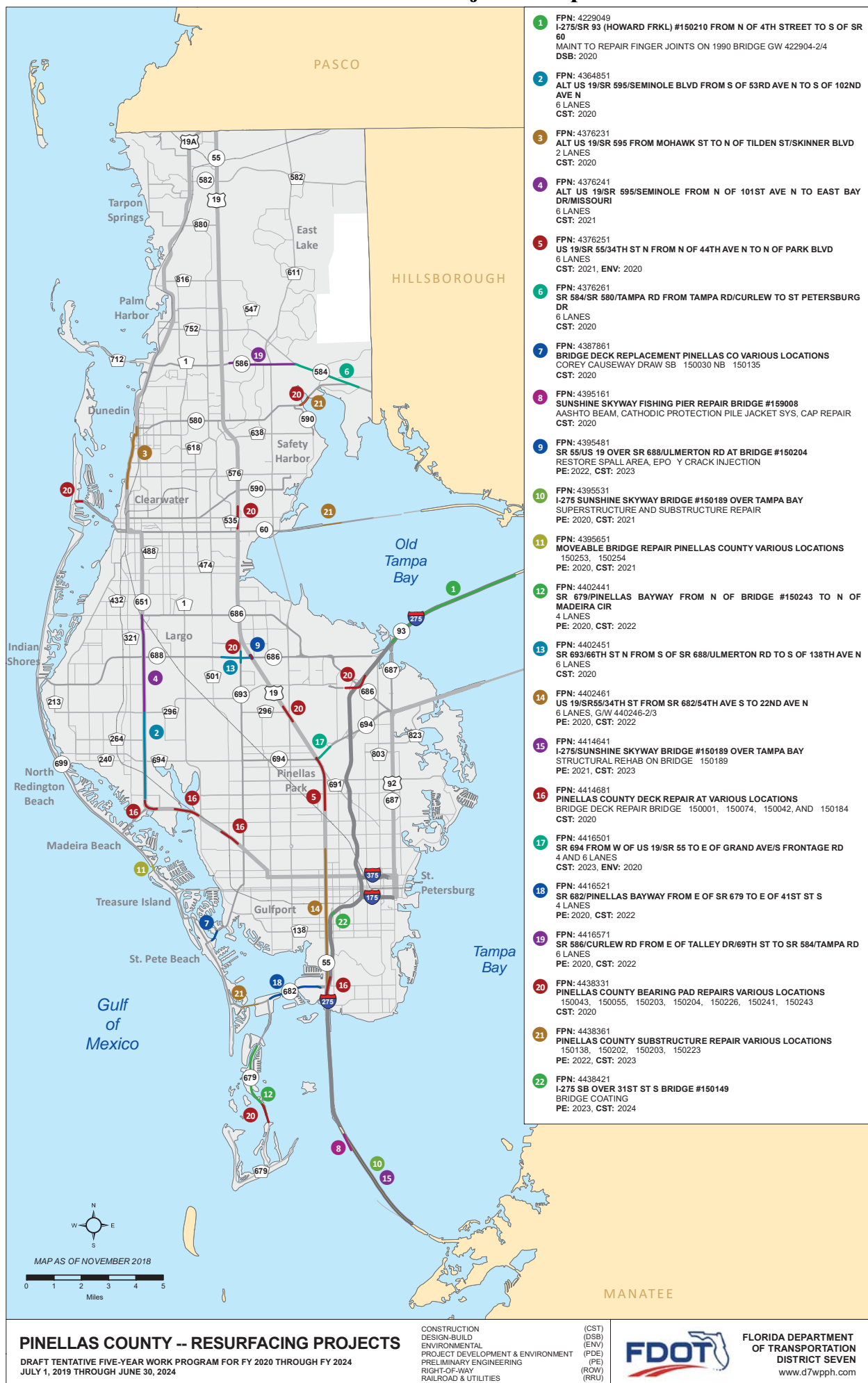
- 1) Projects numbers 13 (remaining gaps in the Pinellas Trail Loop) were added to the priority list in 2010 for the purpose of qualifying for other potential funding sources such as SUNTrail funding.
- 2) The term "Bicycle Facilities" may include bicycle paths, trails and/or lanes.
- 3) FY = fiscal year; P = programmed
- 4) At its June 11, 2014 meeting, the Forward Pinellas Board allowed local jurisdictions to add new TA projects to the bottom of the priority list and also allowed project substitutions and modifications
- 5) Projects on this priority list need not be limited to funding from the TA Program/set-aside funds under the STBG Program.

Section 3: FDOT Five Year Work Program

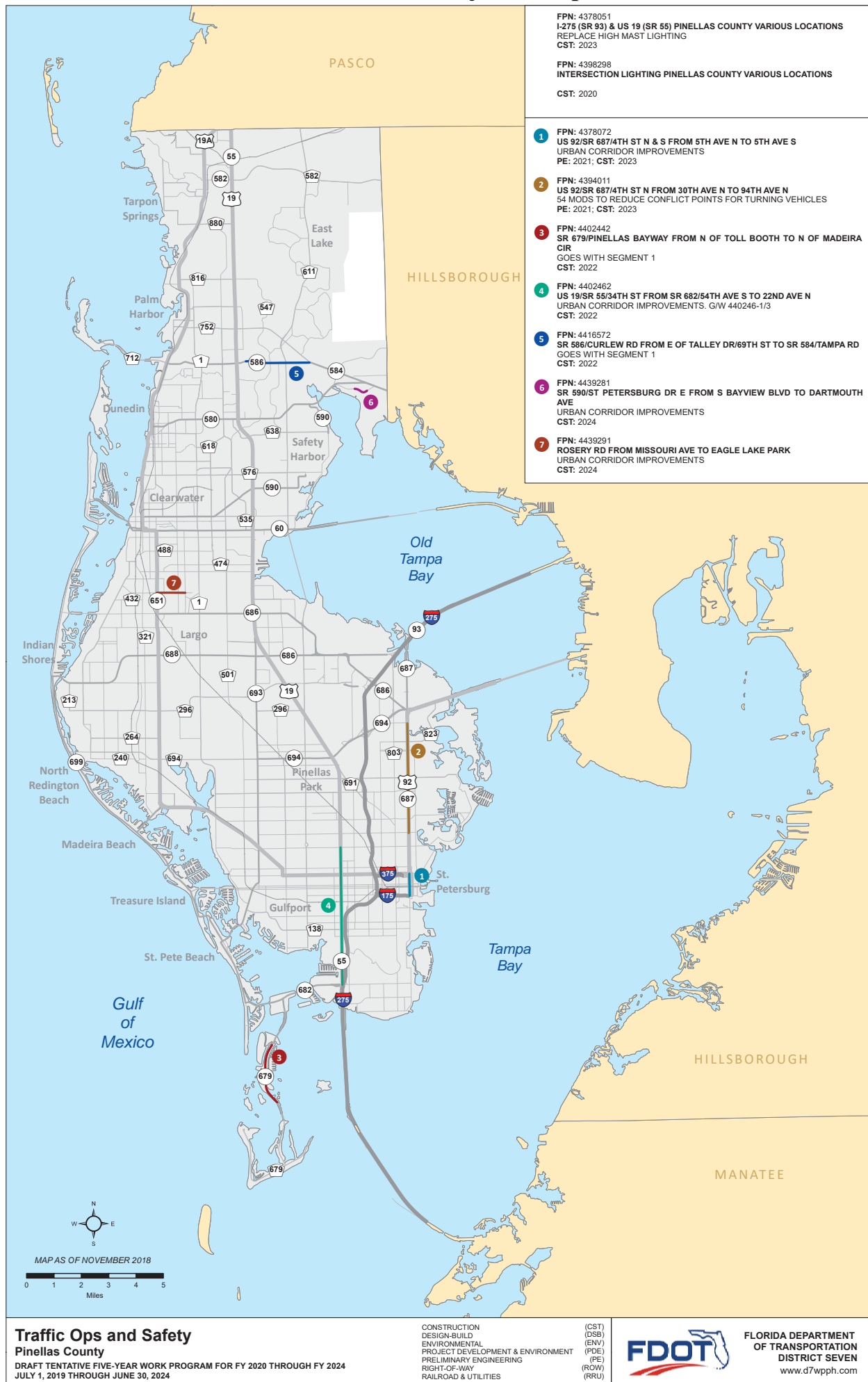
Road Projects Map #1



Road Projects Map #2



Road Projects Map #3



**SUMMARY TABLE OF ROAD PROJECTS IN THE
STATE FIVE YEAR WORK PROGRAM
FY 2019/20 – 2023/24**

PROJECT NUMBER	LOCATION	PROJECT DESCRIPTION	STATUS
4338801*	Gateway Expressway/118 th Ave N/CR 296 (Future 690) from US 19 (SR 55) to E of 28 th St N	New Road Construction	DSB underway
4245012*	I-275 (SR 93) from S of Gandy Blvd (SR 694) to N of 4 th St N	Interstate Express Lanes	DSB underway
4245015 MAP 1: #6	I-275 (SR 93) from 54 th Ave S to Gandy Blvd	Add Lanes and Reconstruct	Added ROW to 2020/21-2023/24; DSB to 2024
4229042 MAP 1: #5	I-275 (Howard Frankland) from N of SR687(4TH ST N) to N of Howard Frankland	Bridge Replacement and Add Lanes	PE 2018/19, DSB added 2019/20
4229049 MAP 2: #1	I-275 (SR 93) NB Howard Frankland Bridge	Bridge Replacement and Add Lanes	CST added to 2019/20
4370401*	I-275 (SR 93) from SB I-275 exit ramp to 22 nd Ave S	Interchange Improvement	CST 2018/19
2570861 MAP 1: #4	SR 694 (Gandy Blvd) from E of US 19 (SR55) to E of I-275 (SR93)	Add Lanes & Reconstruction 4 to 6 lanes	ROW FY2018/19, ENV FY2021/22
2569314/ 4412502 MAP 1: #3	SR 694 (Gandy Blvd) from E of 4 th St to W of Gandy Bridge	Add Lanes & Reconstruction	PE deferred to 2023/24
2567742 MAP 1: #1	US 19 (SR 55) from N of SR 580 (Main St) to Northside Dr (Phase I including Republic Dr overpass)	Add Lanes, Reconstruction, Resurfacing and New Interchange	Deferred CST from 2020/21 to 2021/22
2567743 MAP 1: #2	US 19 (SR 55) from Northside Dr to North of CR 95 (Phase II including Curlew Rd Interchange)	Add Lanes, Reconstruction, Resurfacing and New Interchange	Deferred CST to 2021/22
4337971 MAP 1: #10	US 19 (SR 55) from N of Nebraska Ave to S of Timberlane Rd (Interchanges at Alderman Rd and Innisbrook/Citrus Dr)	Add Lanes, Reconstruction and New Interchanges	Design underway
4337961 MAP 1: #9	US 19 (SR 55) from S of Timberlane Rd to S of Lake St (Interchanges at Klosterman Rd and Mango St)	Add Lanes, Reconstruction and New Interchanges	PE underway ROW 2022/23
4395161 MAP 2: #8	Sunshine Skyway fishing pier bridge repair	Bridge Repair/Rehabilitation	CST 2018/19

**SUMMARY TABLE OF ROAD PROJECTS IN THE
STATE FIVE YEAR WORK PROGRAM
FY 2019/20 – 2023/24**

PROJECT NUMBER	LOCATION	PROJECT DESCRIPTION	STATUS
4376431 MAP 1: #16	SR 693/66 th St N from 30 th Ave N to 58 th Ave N	Add Turn Lanes	CST 2019/20
4107552*	SR 679 (Pinellas Bayway) Structure E Intercoastal Waterway	Bridge Replacement and Repaving	DSB Underway
4377101 MAP 1: #17	Alt US 19 (SR 595)/S Pinellas Ave from S of Curlew Pl to N of Country Club Ct	Intersection Improvements	PE 2021/22, CST added 2023/24
4359093 MAP 1: #12	Alt US 19 (SR 595) Corridor Study I from Park St N to Belleair Rd	Operational Improvements	PE 2021/22
4359094 MAP 1: #13	Alt US 19 (SR 595) Corridor Study II from Belleair Rd to Pinellas/Pasco County Line	Operational Improvements	PE 2021/22
4359142 MAP 1: #14	US 19 (SR 55) from 66 th Ave N to SR 690/118 th Ave N	Interchange & Operational Improvements	Added ROW to 2022/23-2024/25, Moved CST out from 2023
4378081*	70 th Ave N from US 19 (SR 55) to Cypress Terrace	Interchange Improvements	CST underway
4360561 MAP 1: #15	Brooker Creek Bridge from 10 th Ave S to 11 th Ave S	Bridge Replacement	CST Deferred to 2022/23
4305011*	Dr Martin Luther King Jr St S (9 th St S) between 6 th Ave S and 7 th Ave S	Bridge Replacement	CST 2019/20
4394011 MAP 3: #2	US 92/SR 687/4 th St N from 30 th Ave N to 94 th Ave N	Operational & Safety Improvements	CST 2022/23
4376251 MAP 2: #5	US 19 (SR 55)/34 th St N from N of 44 th Ave N to N of Park Blvd	Resurfacing & Operational Improvements	CST 2020/21
4416501 MAP 2: #17	SR 694 from W of US 19 (SR 55) to E of Grand Ave/S Frontage Rd	Resurfacing	Deferred CST to 2022/23
4364861*	SR 586 (Curlew Rd) from E of Fisher Rd to W of Tally Dr/69 th St N	Resurfacing	CST underway
4325871*	SR 679 (Pinellas Bayway) from N end of Boca Ciega Bridge to SR 682 (54 th Ave S)	Resurfacing	DSB underway
4348391*	SR 682 (Pinellas Bayway) from US 19 (SR 55) to 41 st St S	Resurfacing	CST underway
4376261 MAP 2: #3	SR 584/SR 580/Tampa Rd from Tampa Rd/Curlew Rd to St. Petersburg Dr	Resurfacing	CST 2019/20

**SUMMARY TABLE OF ROAD PROJECTS IN THE
STATE FIVE YEAR WORK PROGRAM
FY 2019/20 – 2023/24**

PROJECT NUMBER	LOCATION	PROJECT DESCRIPTION	STATUS
4402451 MAP 2: #13	SR 693/66 th St N from S of SR 688/Ulmerton Rd to S of 138 th Ave N	Resurfacing	CST 2019/20
4364881*	Alt US 19 (SR 595)N and S Myrtle Ave from SR 60/Chesnut to Mohawk St	Resurfacing	CST 2018/19
4364871*	Alt US 19 (SR 595)/4 th Ave N from 5 th Ave N to 3 rd St N	Resurfacing	CST 2018/19
4364851 MAP 2: #2	Alt US 19 (SR 595)/Seminole Blvd from S of 53 rd Ave N to N of 101 st Ave N	Resurfacing	CST 2019/20
4376241 MAP 2: #4	Alt US 19 (SR 595)/Seminole Blvd from 101 st Ave N to East Bay Dr/Missouri Ave	Resurfacing	CST 2019/20
4376231 MAP 2: #3	Alt US 19 (SR 595) from Mohawk St to Tilden St/Skinner Blvd	Resurfacing	CST 2019/20
4348061*	SR 693 (South Pasadena Ave) from SR 699 (Blind Pass Rd) to Park St	Resurfacing	CST Underway
4305001 MAP 1: #7	SR 687/4 th Street N From South of I-275/SR 93 to North of 119TH Ave	Bridge Replacement	CST added 2021/22
4378072 MAP 3: #1	US 92/SR 687/4 th St N & S from 5 th Ave N to 5 th Ave S	Urban Corridor Improvements	PE added to 2020/21, CST added to 2022/23
4402441 MAP 2: #12	SR679/Pinellas Bayway from N of Bridge 150243 to N of Madeira Circle	Resurfacing	Added PE to 2019/20, CST to 2021/22
4402442 MAP 3 #3	SR679/Pinellas Bayway from N of toll booth to N of Madeira Circle	Urban Corridor Improvement	Added CST to 2021/22
4402461 MAP 2: #14	US 19/SR55/34 th St from SR 682/54 th Ave S to 22 ND Ave N	Resurfacing	Added PE to 2019/20, CST to 2021/22
4402462 MAP 3 #4	US 19/SR55/34 th St From SR 682/54 th Ave S to 22 ND Ave N	Urban Corridor Improvement	Added CST to 2021/22
4414641 MAP 2: #15	I-275/Sunshine Skyway Bridge # 150189 over Tampa Bay	Bridge Repair/ Rehabilitation	Added PE to 2020/21, CST to 2022/23
4395531 MAP 2: #10	I-275/Sunshine Skyway Bridge # 150189 over Tampa Bay	Bridge Repair/ Rehabilitation	Added PE to 2019/20, CST to 2020/21
4416521 MAP 2: #18	SR 682/Pinellas Bayway from E of SR 679 to E of 41 st St S	Resurfacing	Added PE to 2019/20, CST 2021/22
4416571 MAP 2: #19	SR 586/Curlew Rd from E of Talley Dr/69 th St to SR 584/Tampa Rd	Resurfacing	Added PE to 2019/20, CST to 2021/22
4416572 MAP 3: #5	SR 586/Curlew Rd from E of Talley Dr/69 th St to SR 584/Tampa Rd	Urban Corridor Improvements	Added CST to 2021/22
4436001 MAP 1: #18	40 th Avenue NE over Placido Bayou	Bridge Replacement	Added PE to 2021/22, CST 2023/24
4395481 MAP 2: #9	SR 55/US 19 over SR 688/Ulmerton RD at Bridge #150204	Bridge Repair/Rehabilitation	CST 2022/23
4395651 MAP 2: #11	Moveable Bridge Repair Pinellas County (Multiple Locations)	Bridge Repair/Rehabilitation	PE added 2019/20, CST added 2020/21

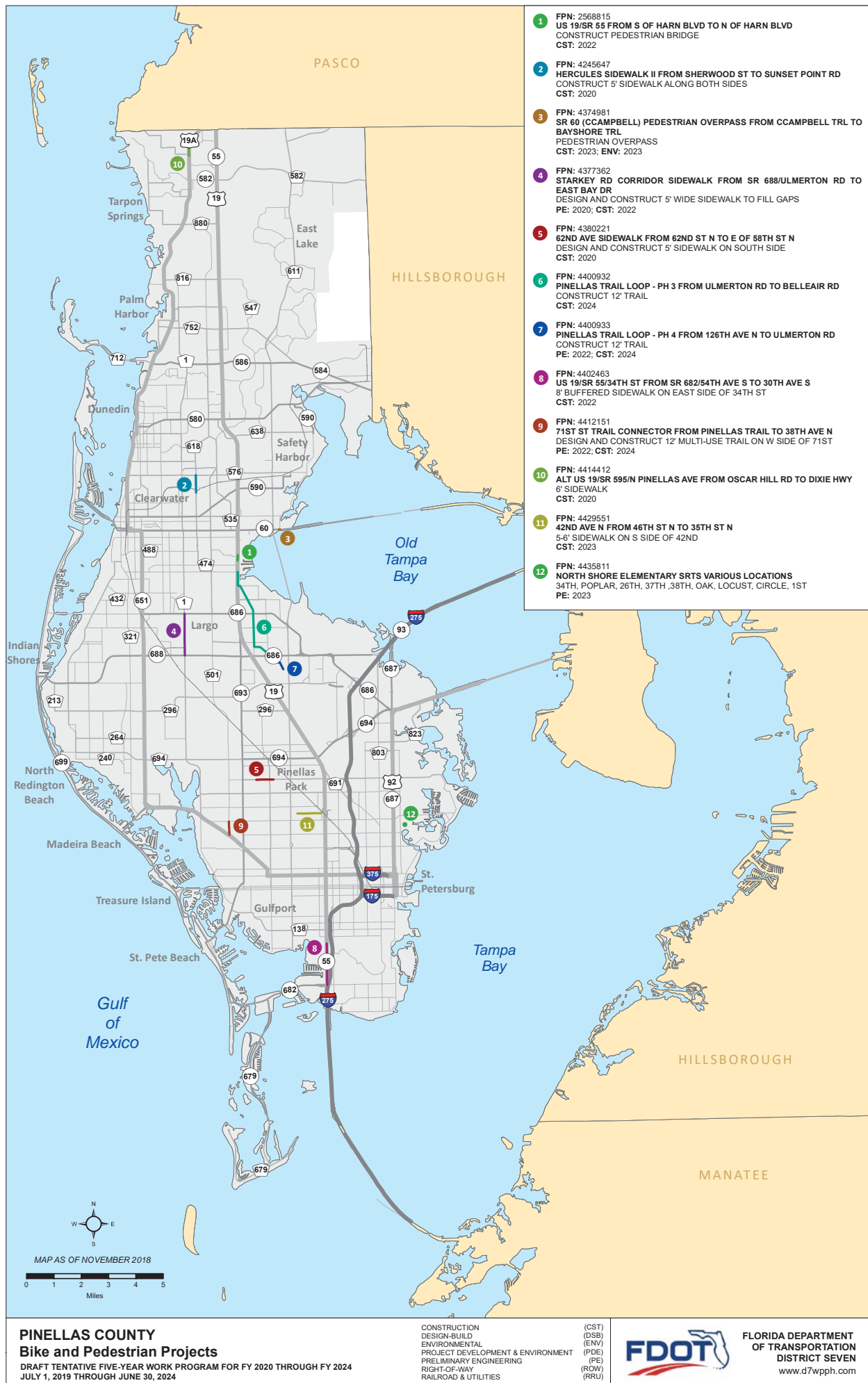
**SUMMARY TABLE OF ROAD PROJECTS IN THE
STATE FIVE YEAR WORK PROGRAM
FY 2019/20 – 2023/24**

4387861 MAP 2: #7	Bridge Deck Rehabilitation (Various Locations)	Bridge Repair/Rehabilitation	CST 2019/20
4414681 MAP 2: #16	Pinellas County Deck Repair (Various Locations)	Bridge Repair/Rehabilitation	CST 2019/20
4438331 MAP 2: #20	Pinellas County Bearing Pad Repairs (Various Locations)	Bridge Repair/Rehabilitation	CST 2019/20
4438361 MAP 2: #21	Pinellas County Substructure Repair (Various Locations)	Bridge Repair/Rehabilitation	CST 2022/23
4438421 MAP 2: #22	I-275 SB Over 31 st ST S Bridge #150149	Bridge Repair/Rehabilitation	CST 2023/24
4439281 MAP 3: #6	St. Petersburg DR E from S Bayview to Dartmouth AVE	Urban Corridor Improvements	CST 2023/24
4439291 MAP 3: #7	Rosery RD from Missouri Ave to Eagle Lake Park	Urban Corridor Improvements	CST 2023/24
4337991 MAP 1: #11	US 19 (SR 55) From N of CR 95 to S of Pine Ridge Way S	Interchange (NEW)	CST 2023/24

Notes:

- 1) DSB = Design-Build (combines construction and design/preliminary engineering phases to reduce costs and expedite construction); CST = Construction; PE = Preliminary Engineering; ROW = Right-of-Way; PD&E = Project Development and Environment study. Status column of shaded projects indicates change from previous year TIP.
- 2) This project summary table does not include projects such as landscaping, drainage work, railroad crossings and routine maintenance and repairs.
- 3) This table is presented as a summary version of the FY 2019/20 - 2023/24 State Five Year Work Program as of April 1st, 2019.
- 4) * Indicates a project not included on the road projects maps.

Bicycle and Pedestrian Projects Map #4



**SUMMARY TABLE OF BICYCLE/PEDESTRIAN PROJECTS IN THE
STATE FIVE YEAR WORK PROGRAM
FY 2019/20 – 2023/24**

PROJECT NUMBER	LOCATION	PROJECT DESCRIPTION	STATUS
4107552*	Bayway South Trail Connection (Phase I) on the Pinellas Bayway South (SR 679) from N end of Boca Ciega Bridge to SR 682/54 th Ave S	Bike Path/Trail	CST underway
	Bayway South Trail Connection (Phase II) from S end of Boca Ciega Bridge to City limits S of Madonna Blvd		
4245328*	30 th Ave N from 58 th St N to Dr Martin Luther King Jr St N	Bike Path/Trail	CST underway
4325801*	Druid Trail from S Betty Lane to the Duke Energy Trail	Bike Path/Trail	CST underway
4157387*	Oldsmar Trail Phase 6 Extension along Douglas Rd between Racetrack Rd and Tampa Rd	Shared Use Bike Path/Trail	CST 2018/19
4344971*	Sexton Elementary School – sidewalk along 19 th St N from 38 th Ave N to 52 nd Ave N	Sidewalk	CST underway
4245647/ 2686A MAP 4: #2	Hercules Ave/Greenbriar Blvd (Phase II) from Sherwood St to Sunset Point Rd	Sidewalk	CST 2019/20
4245644/ 1512A*	CR 694 (Park Blvd) from Starkey Rd to 66 th St N	Sidewalk	CST underway
4245646/ 2012A*	Haines Bayshore Rd from US 19 N to Sunrise Blvd	Sidewalk	CST underway
4377362 MAP 4: #4	Starkey Rd Corridor Sidewalk Project (Bryan Dairy Rd to East Bay Dr)	Sidewalk	CST 2021/22
2568815 MAP 4: #1	US 19 (SR 55) (N of Harn Blvd)	Pedestrian Overpass	Dropped ROW in 2022/2023, advance CST from 2023/24 to 2021/22

**SUMMARY TABLE OF BICYCLE/PEDESTRIAN PROJECTS IN THE
STATE FIVE YEAR WORK PROGRAM
FY 2019/20 – 2023/24**

PROJECT NUMBER	LOCATION	PROJECT DESCRIPTION	STATUS
4380221/ 3306A MAP 4: #5	62 nd Ave N Sidewalk (62 nd St N to 55 th St N)	Sidewalk	CST 2019/20
4344961*	West Bay Dr Pinellas Trail Gateway (from Washington Ave to 4 th Ave SW)	Shared Use Bike Path/Trail	CST underway
4374981 MAP 4: #3	Courtney Campbell Causeway (SR 60) Pedestrian Overpass at Bayshore Blvd	Pedestrian Overpass	Deferred CST from 2022/23 to 2023/24
4412151 MAP 4: #9	71 st St N Trail from the Fred Marquis Pinellas Trail to 38 th Ave N	Shared Use Bike Path/Trail	Advanced PE from 2022/23 to 2021/22. Added CST to 2024;
4402463*	US 19/SR55/34 th St From SR 682/54 th Ave S to 30 TH Ave S	Sidewalk	Added CST to 2021/22
4400932 MAP 4: #6	Pinellas Trail Loop - PH 3 from Ulmerton Rd to Belleair Rd	Bike Path/Trail	Added CST to 2023/24
4400933 MAP 4: #7	Pinellas Trail Loop - PH 4 from 126 th Ave N to Ulmerton Rd	Bike Path/Trail	Added PE to 2021/22, CST to 2023/24
4414412 MAP 4: #10	Alt US 19/SR 595/N Pinellas Ave from Oscar Hill Rd to Dixie Hwy	Sidewalk	Added CST to 2019/20
4429551 MAP 4: #11	42 nd Ave N From 46 th St N to 35 th St N	Sidewalk	Added CST to 2022/23
4435811 MAP 4: #12	North Shore Elementary SRTS Various Locations	Sidewalk	Added PE to 2022/23

Notes:

- 1) DSB = Design-Build (combines construction and design/preliminary engineering phases to reduce costs and expedite construction); CST = Construction; PE = Preliminary Engineering; PD&E = Project Development and Environment; SRTS = Safe Routes to School. Status column of shaded projects indicates change from previous year TIP.
- 2) The term "Bicycle Facilities" may include bicycle paths, trails and/or lanes.
- 3) This project summary table does not include projects such as drainage work, landscaping, railroad crossings and routine maintenance and repairs.
- 4) This table is presented as a summary version of the FY 2019/20 - 2023/24 State Five Year Work Program as of March 1st, 2019.
- 5) Some projects shown on this table and corresponding maps are not listed in the FDOT Final Tentative Work Program, because they are managed by Pinellas County and receive state funding. These projects are, however, included in Pinellas County's Capital Improvements Program (CIP) and are included in Section 8 of the TIP.
- 6) * Indicates a project not included on the Bike and Pedestrian Projects map.

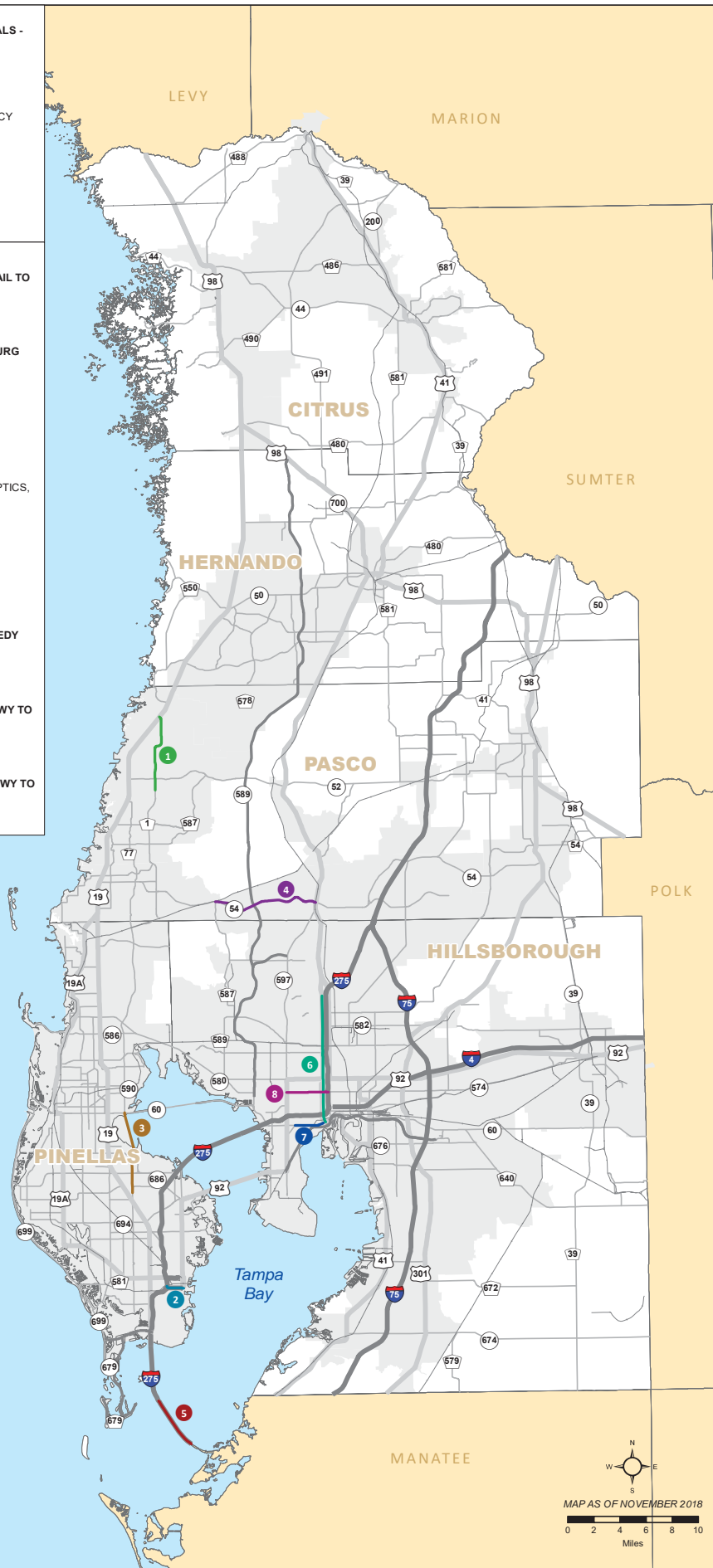
ATMS/ITS Projects Map #5

FPN: 4242133
CITY OF TAMPA DOWNTOWN TAMPA ATMS 176 SIGNALS - PHASE 2
UPGRADE LEGACY TRAFFIC SIGNAL SYSTEMS
PE: 2020; DSB: 2020

FPN: 4242134
CITY OF TAMPA ATMS 122 SIGNALS - PHASE 3
KENNEDY/HYDE PARK/DALE MABRY UPGRADE LEGACY TRAFFIC SIGNAL
DSB: 2020

FPN: 4242136
CITY OF TAMPA USF AREA/BUSCH BLVD ATMS 104 SIGNALS - PHASE 4
UPGRADE LEGACY TRAFFIC SIGNAL SYSTEMS
DSB: 2020

- 1 FPN: 4353612
LITTLE ROAD (CR 1) ATMS PHASE III FROM STAR TRAIL TO US 19
INSTALL ATMS/ITS SYSTEM
CST: 2020
- 2 FPN: 4366781
I-75/I-375/BAYSHORE DR DOWNTOWN ST PETERSBURG
INSTALL ATMS/ITS EQUIPMENT
CST: 2020
- 3 FPN: 4370471
CR 611 (49TH ST N) FROM 46TH AVE N TO SR 60
INSTALL ATMS/ITS EQUIPMENT
CST: 2020
- 4 FPN: 4413201
SR 56/54 FROM GUNN HWY TO CR 581
ADDING CAMERAS, BLUETOOTH READERS, FIBER OPTICS, SYSTEM DET
PE: 2020; CST: 2023
- 5 FPN: 4433531
I-275 SKYWAY BRIDGE FROM SOUTHERN END TO NORTHERN END
INSTALL ITS COMPONENTS TO DETECT STOPPED VEHICLES
PE: 2020; CST: 2020
- 6 FPN: 4434442
USB 41/SR 685/FLORIDA AVE/TAMPA ST FROM KENNEDY BLVD TO BEARSS AVE
INTEGRATED CORRIDOR MANAGEMENT
DSB: 2024
- 7 FPN: 4434452
SR 60/KENNEDY BLVD FROM WEST OF MEMORIAL HWY TO EAST OF ASHLEY DR
INTEGRATED CORRIDOR MANAGEMENT
PE: 2022; CST: 2023
- 8 FPN: 4434453
SR 574/W MLK BLVD FROM WEST OF DALE MABRY HWY TO EAST OF I-275
INTEGRATED CORRIDOR MANAGEMENT
DSB: 2023



Intelligent Transportation Systems (ITS)

DRAFT TENTATIVE FIVE-YEAR WORK PROGRAM FOR FY 2019 THROUGH FY 2023
JULY 1, 2018 THROUGH JUNE 30, 2023

CONSTRUCTION
DESIGN-BUILD
ENVIRONMENTAL
PROJECT DEVELOPMENT & ENVIRONMENT
PRELIMINARY ENGINEERING
RIGHT-OF-WAY
RAILROAD & UTILITIES

(CST)
(DSB)
(ENV)
(POE)
(PE)
(ROW)
(RRU)



FLORIDA DEPARTMENT
OF TRANSPORTATION
DISTRICT SEVEN
www.d7wpph.com

**SUMMARY TABLE OF ATMS/ITS PROJECTS IN THE
STATE FIVE YEAR WORK PROGRAM
FY 2019/20 – 2023/24**

PROJECT NUMBER	LOCATION	PROJECT DESCRIPTION	STATUS
4348911/ 2598A*	Alternate US 19 S (SR 595) from 34 th St S to SR 60	ITS/ATMS Improvements	CST underway
4366781/ 2599A*	I-275 (SR 93)/I-375/Bayshore Dr (Downtown St. Petersburg)	ITS Communication System	CST 2019/20
4245073*	Courtney Campbell Causeway (SR 60) from McMullen Booth Rd in Pinellas County to Rocky Point Drive in Hillsborough County	ITS Freeway Management & Lighting Improvements	CST underway
4370461/ 2601A*	Phase 3 ATMS Expansion (various locations)	ATMS Improvements	CST 2018/19
4370471/ 2600A MAP 5: # 3	CR 611 (49 th St N) from 46 th Ave N to SR 60	ITS Communication System	Deferred Project from 2018/19 to 2019/20; CIGP per agency request
4335811/ 2156A*	Keene Rd (CR 1) from Gulf-to-Bay Blvd (SR 60) to Alderman Rd	ITS Communication System	CST underway
4370461/ 1030A*	Belcher Rd from Druid Rd to Park Blvd N	ATMS Improvements	CST 2018/2019
4290681/ 1031A*	Gulf Blvd from Belleair Beach Causeway (SR 686) to S of 35 th Ave/Pinellas Bayway	ATMS Improvements	CST underway
4370461/ 197A*	Main St (SR 580), Curlew Rd (SR 586) and Tampa Rd (SR 584) from Alt US 19 (SR 595) to the Hillsborough County Line	ITS/ATMS Improvements	CST 2018/19
4370461/ 3145A*	66 th St N (SR 693) from Park Blvd to US Hwy 19 N (SR 55)	ATMS Improvements	CST 2018/19
4433531*	I-275 Skyway Bridge from Southern end to Northern end.	ITS Surveillance System	Added PE to 2021/22, and CST to 2019/20.

Notes:

- 1) DSB = Design-Build (combines construction and design/preliminary engineering phases to reduce costs and expedite construction); CST = Construction; PE = Preliminary Engineering; ATMS = Arterial Traffic Management Systems; ITS = Intelligent Transportation Systems; TRIP = Transportation Regional Incentive Program;
- 2) Status column of shaded projects indicates change from previous year TIP.
- 3) This project summary table does not include projects such as drainage work, landscaping, railroad crossings and routine maintenance and repairs.
- 4) This table is presented as a summary version of the FY 2019/20 - 2023/24 State Five Year Work Program as of March 2019.
- 5) Projects not shown on corresponding State Five Year Work Program ITS/ATMS Projects FY 2019/20 - FY 2023/24 map: TBD
- 6) Some projects shown on this table and corresponding maps are not listed in the FDOT Final Tentative Work Program, because are managed by Pinellas County and receive state funding. These projects are, however, included in Pinellas County's Capital Improvements Program (CIP) and are included in Section 8 of the TIP.
- 7) Indicates a project not included on the ITS projects map.

Effective Date: 04/03/2019 Florida Department of Transportation Run: 04/05/2019 16.05.49

5 Year TIP

View 5 Year TIP Phase Grouping Crosswalk DISTRICT 7

Fund	<2020	2020	2021	2022	2023	2024	>2024	All Years
HIGHWAYS								
Item Number: 000101 1 Project Description: TOLL OPERATIONS SUNSHINE SKYWAY *SIS*								
District: 07 County: PINELLAS Type of Work: TOLL PLAZA Project Length: 4.288								
OPERATIONS / MANAGED BY FDOT L RTP Reference: Objective 4.2								
D -UNRESTRICTED STATE PRIMARY	89,776	0	0	0	0	0	0	89,776
TO01 -SUNSHINE SKYWAY	79,570,966	5,764,477	5,764,477	5,764,477	5,764,477	5,764,477	28,928,000	137,321,351
Item 000101 1 Totals:	79,660,742	5,764,477	5,764,477	5,764,477	5,764,477	5,764,477	28,928,000	137,411,127
Project Total:	79,660,742	5,764,477	5,764,477	5,764,477	5,764,477	5,764,477	28,928,000	137,411,127

Fund	<2020	2020	2021	2022	2023	2024	>2024	All Years
Item Number: 000153 1 Project Description: TOLL OPERATIONS PINELLAS BAYWAY *SIS*								
District: 07 County: PINELLAS Type of Work: TOLL PLAZA Project Length: 1.016								
OPERATIONS / MANAGED BY FDOT L RTP Reference: Objective 4.2								
TO03 -PINELLAS BAYWAY	33,813,203	1,571,000	1,571,000	1,571,000	1,571,000	1,571,000	7,855,000	49,523,203
Item 000153 1 Totals:	33,813,203	1,571,000	1,571,000	1,571,000	1,571,000	1,571,000	7,855,000	49,523,203
Project Total:	33,813,203	1,571,000	1,571,000	1,571,000	1,571,000	1,571,000	7,855,000	49,523,203

Fund	<2020	2020	2021	2022	2023	2024	>2024	All Years
Item Number: 256774 2 Project Description: US 19 (SR 55) FROM N OF SR 580 (MAIN ST) TO NORTHSIDE DR *SIS*								
District: 07 County: PINELLAS Type of Work: ADD LANES & RECONSTRUCT Project Length: 1.028								
Extra Description: RECONSTRUCT US 19 WITH FRONTAGE ROADS, GOES WITH SEGMENT 3								
PRELIMINARY ENGINEERING / MANAGED BY FDOT L RTP Reference: Table 5-1; #22								
ACSA -ADVANCE CONSTRUCTION (SA)	200,000	0	0	0	0	0	0	200,000
BRRP -STATE BRIDGE REPAIR & REHAB	104	0	0	0	0	0	0	104
DDR -DISTRICT DEDICATED REVENUE	44,212	0	0	0	0	0	0	44,212
DEMW -ENVIRONMEN MITIGATION- WETLANDS	657	0	0	0	0	0	0	657
DIH -STATE IN-HOUSE PRODUCT SUPPORT	148,670	0	0	0	0	0	0	148,670
DS -STATE PRIMARY HIGHWAYS & PTO	349,530	0	0	0	0	0	0	349,530
SA -STP, ANY AREA	2,273,888	0	0	0	0	0	0	2,273,888
SU -STP, URBAN AREAS > 200K	5,286,926	0	0	0	0	0	0	5,286,926
RIGHT OF WAY / MANAGED BY FDOT								
ACNP -ADVANCE CONSTRUCTION NHPP	9,066,126	0	0	0	0	0	0	9,066,126
ACSU -ADVANCE CONSTRUCTION (SU)	590,717	0	0	0	0	0	0	590,717
DI -ST. - S/W INTER/INTRASTATE HWY	321,543	0	0	0	0	0	0	321,543
DIH -STATE IN-HOUSE PRODUCT SUPPORT	400,000	0	0	0	0	0	0	400,000
DS -STATE PRIMARY HIGHWAYS & PTO	51,833	0	0	0	0	0	0	51,833
SA -STP, ANY AREA	53,128	0	0	0	0	0	0	53,128
RAILROAD & UTILITIES / MANAGED BY FDOT								
LF -LOCAL FUNDS	0	0	0	6,500,000	0	0	0	6,500,000
CONSTRUCTION / MANAGED BY FDOT								
ACNP -ADVANCE CONSTRUCTION NHPP	0	0	0	34,922,012	0	0	0	34,922,012
DDR -DISTRICT DEDICATED REVENUE	0	0	0	12,391,908	123,321	0	0	12,515,229
DIH -STATE IN-HOUSE PRODUCT SUPPORT	0	0	0	931,254	0	0	0	931,254
SU -STP, URBAN AREAS > 200K	0	0	0	19,579,783	0	0	0	19,579,783
CONTRACT INCENTIVES / MANAGED BY FDOT								
SU -STP, URBAN AREAS > 200K	0	0	0	0	0	0	5,000,000	5,000,000
Item 256774 2 Totals:	18,787,334	0	0	74,324,957	123,321	0	5,000,000	98,235,612

Fund	<2020	2020	2021	2022	2023	2024	>2024	All Years
Item Number: 256774 3 Project Description: US 19 (SR 55) FROM NORTHSIDE DR TO NORTH OF CR 95 *SIS*								
District: 07 County: PINELLAS Type of Work: ADD LANES & RECONSTRUCT Project Length: 1.282								
Extra Description: RECONST US19 W/FRONTAGE RDS, G/W SEG 2,NEW INTRCHNG @ CURLEW								
PRELIMINARY ENGINEERING / MANAGED BY FDOT L RTP Reference: Table 5-8; #26								
BRRP -STATE BRIDGE REPAIR & REHAB	242	0	0	0	0	0	0	242
DDR -DISTRICT DEDICATED REVENUE	8,047,917	0	0	0	0	0	0	8,047,917
DEMW -ENVIRONMEN MITIGATION- WETLANDS	164	0	0	0	0	0	0	164
DIH -STATE IN-HOUSE PRODUCT SUPPORT	102,636	0	0	0	0	0	0	102,636
DS -STATE PRIMARY HIGHWAYS & PTO	1,634,807	0	0	0	0	0	0	1,634,807
RAILROAD & UTILITIES / MANAGED BY FDOT								
LF -LOCAL FUNDS	0	0	0	6,500,000	0	0	0	6,500,000
CONSTRUCTION / MANAGED BY FDOT								
ACNP -ADVANCE CONSTRUCTION NHPP	0	0	0	75,926,014	0	0	0	75,926,014
DDR -DISTRICT DEDICATED REVENUE	0	0	0	364,066	0	0	0	364,066
DIH -STATE IN-HOUSE PRODUCT SUPPORT	0	0	0	1,074,499	0	0	0	1,074,499
DS -STATE PRIMARY HIGHWAYS & PTO	256	0	0	0	0	0	0	256
SU -STP, URBAN AREAS > 200K	0	0	0	357,540	208,868	0	0	566,408
ENVIRONMENTAL / MANAGED BY FDOT								
DS -STATE PRIMARY HIGHWAYS & PTO	60,079	0	0	0	0	0	0	60,079
Item 256774 3 Totals:	9,846,101	0	0	84,222,119	208,868	0	0	94,277,088
Project Total:	28,633,435	0	0	158,547,076	332,189	0	5,000,000	192,512,700

Fund	<2020	2020	2021	2022	2023	2024	>2024	All Years
Item Number: 433880 1 Project Description: GATEWAY EXPRESSWAY FM SR690 @ US19 & SR686 EXT @ CR611 TO W OF I-275 *SIS*								
District: 07 County: PINELLAS Type of Work: NEW ROAD CONSTRUCTION Project Length: 2.827								
PRELIMINARY ENGINEERING / MANAGED BY FDOT L RTP Reference: Table 5-1; #9-14								
DDR -DISTRICT DEDICATED REVENUE	15,448	0	0	0	0	0	0	15,448
DI -ST. - S/W INTER/INTRASTATE HWY	4,639	0	0	0	0	0	0	4,639
DIH -STATE IN-HOUSE PRODUCT SUPPORT	1,116,108	0	0	0	0	0	0	1,116,108
DS -STATE PRIMARY HIGHWAYS & PTO	7,534,883	0	0	0	0	0	0	7,534,883
NHPP -IM, BRDG REPL, NATNL HWY-MAP21	674,119	0	0	0	0	0	0	674,119
PKYI -TURNPIKE IMPROVEMENT	25,175	0	0	0	0	0	0	25,175
RAILROAD & UTILITIES / MANAGED BY FDOT								
ACNP -ADVANCE CONSTRUCTION NHPP	4,037,597	0	0	0	0	0	0	4,037,597
DDR -DISTRICT DEDICATED REVENUE	194,100	0	0	0	0	0	0	194,100
DI -ST. - S/W INTER/INTRASTATE HWY	298,285	0	0	0	0	0	0	298,285
DS -STATE PRIMARY HIGHWAYS & PTO	129,000	0	0	0	0	0	0	129,000
LF -LOCAL FUNDS	13,043,155	0	0	0	0	0	0	13,043,155
SIWR -2015 SB2514A-STRATEGIC INT SYS	5,000,000	0	0	0	0	0	0	5,000,000
CONTRACT INCENTIVES / MANAGED BY FDOT								
ACNP -ADVANCE CONSTRUCTION NHPP	3,000,000	8,000,000	0	0	0	0	0	11,000,000
ENVIRONMENTAL / MANAGED BY FDOT								
DDR -DISTRICT DEDICATED REVENUE	629,289	3,000,000	1,000,000	0	0	0	0	4,629,289
DI -ST. - S/W INTER/INTRASTATE HWY	3,711,856	0	0	0	0	0	0	3,711,856
DS -STATE PRIMARY HIGHWAYS & PTO	117,950	0	0	0	0	0	0	117,950
DESIGN BUILD / MANAGED BY FDOT								
ACNP -ADVANCE CONSTRUCTION NHPP	114,524,930	2,400,000	0	0	0	0	0	116,924,930
ACSA -ADVANCE CONSTRUCTION (SA)	30,728,965	0	0	0	0	0	0	30,728,965
CM -CONGESTION MITIGATION - AQ	1,913,647	0	0	0	0	0	0	1,913,647
DDR -DISTRICT DEDICATED REVENUE	26,558,883	0	0	0	0	0	0	26,558,883
DI -ST. - S/W INTER/INTRASTATE HWY	46,245,859	0	0	0	0	0	0	46,245,859
DIH -STATE IN-HOUSE PRODUCT SUPPORT	14,563	0	0	0	0	0	0	14,563
DIS -STRATEGIC INTERMODAL SYSTEM	6,216,944	0	0	0	0	0	0	6,216,944

DS -STATE PRIMARY HIGHWAYS & PTO	2,181,673	420,000	0	0	0	0	0	2,601,673
DSB1 -SKYWAY	74,761,361	0	0	0	0	0	0	74,761,361
LF -LOCAL FUNDS	48,408,676	0	0	0	0	0	0	48,408,676
LFU -LOCAL FUNDS_FOR UNFORSEEN WORK	7,746,976	0	0	0	0	0	0	7,746,976
NHPP -IM, BRDG REPL, NATNL HWY-MAP21	69,509,386	0	0	0	0	0	0	69,509,386
PKYI -TURNPIKE IMPROVEMENT	1,523	0	0	0	0	0	0	1,523
SA -STP, ANY AREA	29,047,443	0	0	0	0	0	0	29,047,443
SIWR -2015 SB2514A-STRATEGIC INT SYS	532,943	0	0	0	0	0	0	532,943
STED -2012 SB1998-STRATEGIC ECON COR	569,136	0	0	0	0	0	0	569,136
SU -STP, URBAN AREAS > 200K	2,467,989	0	0	0	0	0	0	2,467,989
S115 -STP EARMARKS - 2004	789,243	0	0	0	0	0	0	789,243
TRIP -TRANS REGIONAL INCENTIVE PROGM	4,500,000	0	0	0	0	0	0	4,500,000
TRWR -2015 SB2514A-TRAN REG INCT PRG	300,000	0	0	0	0	0	0	300,000
Item 433880 1 Totals:	506,551,744	13,820,000	1,000,000	0	0	0	0	521,371,744
Project Total:	506,551,744	13,820,000	1,000,000	0	0	0	0	521,371,744

Fund	<2020	2020	2021	2022	2023	2024	>2024	All Years
Item Number: 256881 5 Project Description: US 19/SR 55 FROM S OF HARN BLVD TO N OF HARN BLVD *SIS*								
District: 07 County: PINELLAS Type of Work: PEDESTRIAN/WILDLIFE OVERPASS Project Length: .207								
Extra Description: CONSTRUCT PEDESTRIAN BRIDGE								
PRELIMINARY ENGINEERING / MANAGED BY FDOT LRTP Reference: Objective 2.1								
DDR -DISTRICT DEDICATED REVENUE	278	0	0	0	0	0	0	278
DS -STATE PRIMARY HIGHWAYS & PTO	33,143	0	0	0	0	0	0	33,143
HSP -SAFETY (HIWAY SAFETY PROGRAM)	1,231,455	0	0	0	0	0	0	1,231,455
CONSTRUCTION / MANAGED BY FDOT								
SU -STP, URBAN AREAS > 200K	0	0	5,631,090	0	0	0	0	5,631,090
ENVIRONMENTAL / MANAGED BY FDOT								
DS -STATE PRIMARY HIGHWAYS & PTO	25,000	0	0	0	0	0	0	25,000
Item 256881 5 Totals:	1,289,876	0	5,631,090	0	0	0	0	6,920,966
Project Total:	1,289,876	0	5,631,090	0	0	0	0	6,920,966

Fund	<2020	2020	2021	2022	2023	2024	>2024	All Years
Item Number: 256931 4 Project Description: US 92/SR 600/GANDY BLVD FROM E OF 4TH ST TO W OF GANDY BRIDGE *SIS*								
District: 07 County: PINELLAS Type of Work: ADD LANES & RECONSTRUCT Project Length: 3.096								
Extra Description: 4 TO 6 LANES. PD&E 441250-1								
PRELIMINARY ENGINEERING / MANAGED BY FDOT LRTP Reference: Table 5-8; #33								
DDR -DISTRICT DEDICATED REVENUE	0	0	0	0	0	5,265,363	0	5,265,363
DIH -STATE IN-HOUSE PRODUCT SUPPORT	0	0	0	0	1,000	0	0	1,000
SU -STP, URBAN AREAS > 200K	0	0	0	0	0	418,337	0	418,337
Item 256931 4 Totals:	0	0	0	0	1,000	5,683,700	0	5,684,700
Project Total:	0	0	0	0	1,000	5,683,700	0	5,684,700

Fund	<2020	2020	2021	2022	2023	2024	>2024	All Years
Item Number: 257086 1 Project Description: SR 694/GANDY BLVD FROM E OF US 19 TO E OF I-275 (SR 93) *SIS*								
District: 07 County: PINELLAS Type of Work: ADD LANES & RECONSTRUCT Project Length: 1.549								
Extra Description: 4 AND 6 LANES								
PRELIMINARY ENGINEERING / MANAGED BY FDOT LRTP Reference: Objective 2.1								
ACSU -ADVANCE CONSTRUCTION (SU)	1,043,566	0	0	0	0	0	0	1,043,566
DDR -DISTRICT DEDICATED REVENUE	195,989	0	0	0	0	0	0	195,989
DIH -STATE IN-HOUSE PRODUCT SUPPORT	10,589	0	0	0	0	0	0	10,589
DS -STATE PRIMARY HIGHWAYS & PTO	950,343	0	0	0	0	0	0	950,343
SU -STP, URBAN AREAS > 200K	2,811,654	0	0	0	0	0	0	2,811,654
RIGHT OF WAY / MANAGED BY FDOT								
ACSU -ADVANCE CONSTRUCTION (SU)	188,200	0	0	0	0	0	0	188,200
DIH -STATE IN-HOUSE PRODUCT SUPPORT	20,000	0	0	0	0	0	0	20,000
ENVIRONMENTAL / MANAGED BY FDOT								
DI -ST. - S/W INTER/INTRASTATE HWY	0	0	0	514,262	0	0	0	514,262
DS -STATE PRIMARY HIGHWAYS & PTO	66,743	0	0	50,000	0	0	0	116,743
SU -STP, URBAN AREAS > 200K	0	0	0	695,738	0	0	0	695,738
Item 257086 1 Totals:	5,287,084	0	0	1,260,000	0	0	0	6,547,084
Project Total:	5,287,084	0	0	1,260,000	0	0	0	6,547,084

Fund	<2020	2020	2021	2022	2023	2024	>2024	All Years
Item Number: 422904 2 Project Description: I-275 (HOWARD FRKL) FROM N OF SR687(4TH ST N) TO N OF HOWARD FRANKLAND *SIS*								
District: 07 County: PINELLAS Type of Work: BRIDGE-REPLACE AND ADD LANES Project Length: 10.550								
Extra Description: INTERSTATE MODIFICATION SECTION 3								
PRELIMINARY ENGINEERING / MANAGED BY FDOT L RTP Reference: Table 5-1; #6								
ACBR -ADVANCE CONSTRUCTION (BRT)	0	7,851,825	0	0	0	0	0	7,851,825
BRP -STATE BRIDGE REPLACEMENT	1,288,261	0	0	0	0	0	0	1,288,261
DI -ST. - S/W INTER/INTRASTATE HWY	1,388	0	0	0	0	0	0	1,388
DS -STATE PRIMARY HIGHWAYS & PTO	575,772	0	0	0	0	0	0	575,772
PKYI -TURNPIKE IMPROVEMENT	173,910	0	0	0	0	0	0	173,910
CONTRACT INCENTIVES / MANAGED BY FDOT								
DDR -DISTRICT DEDICATED REVENUE	0	0	0	0	2,000,000	0	0	2,000,000
ENVIRONMENTAL / MANAGED BY FDOT								
ACBR -ADVANCE CONSTRUCTION (BRT)	0	50,000	0	0	0	0	0	50,000
DESIGN BUILD / MANAGED BY FDOT								
ACBR -ADVANCE CONSTRUCTION (BRT)	0	69,150,412	0	0	0	0	0	69,150,412
ACFP -AC FREIGHT PROG (NFP)	0	26,257,820	0	0	0	0	0	26,257,820
ACNP -ADVANCE CONSTRUCTION NHPP	0	101,935,594	0	0	0	0	0	101,935,594
BNBR -AMENDMENT 4 BONDS (BRIDGES)	0	278,064,277	0	0	0	0	0	278,064,277
DDR -DISTRICT DEDICATED REVENUE	0	986,938	0	0	810,000	0	0	1,796,938
DIH -STATE IN-HOUSE PRODUCT SUPPORT	0	500,000	0	0	0	0	0	500,000
DS -STATE PRIMARY HIGHWAYS & PTO	13,473	0	0	0	0	0	0	13,473
DSBK -TAMPA BAY EXPRESS LANES	0	142,105,263	0	0	0	0	0	142,105,263
DSB1 -SKYWAY	0	6,206,510	0	0	0	0	0	6,206,510
GFSU -GF STPBG >200 (URBAN)	0	6,558,502	0	0	0	0	0	6,558,502
PKED -2012 SB1998-TURNPIKE FEEDER RD	0	24,312,797	0	0	0	0	0	24,312,797
SIB1 -STATE INFRASTRUCTURE BANK	0	168,837,989	0	0	0	0	0	168,837,989
REPAYMENTS / MANAGED BY FDOT								
DDR -DISTRICT DEDICATED REVENUE	0	0	0	0	6,500,000	6,500,000	32,500,000	45,500,000
DSB1 -SKYWAY	0	0	0	3,461,266	3,461,266	3,461,266	17,306,330	27,690,128
Item 422904 2 Totals:	2,052,804	832,817,927	0	0	2,810,000	0	0	910,870,859

Fund	<2020	2020	2021	2022	2023	2024	>2024	All Years
Item Number: 422904 9 Project Description: I-275/SR 93(HOWARD FRKL)#150210 FROM N OF 4TH STREET TO S OF SR 60 *SIS*								
District: 07 County: PINELLAS Type of Work: BRIDGE-REPAIR/REHABILITATION Project Length: 3.006								
Extra Description: REPAIR FINGER JOINTS ON 1990 BRIDGE GW 422904-2/4 SECTION 3								
DESIGN BUILD / MANAGED BY FDOT L RTP Reference: Objective 4.2								
BRRP -STATE BRIDGE REPAIR & REHAB	0	394,947	0	0	0	0	0	394,947
DIH -STATE IN-HOUSE PRODUCT SUPPORT	0	5,485	0	0	0	0	0	5,485
Item 422904 9 Totals:	0	400,432	0	0	0	0	0	400,432
Fund	<2020	2020	2021	2022	2023	2024	>2024	All Years
Item Number: 424501 2 Project Description: I-275 (SR 93) FROM S OF GANDY BLVD TO N OF 4TH ST N *SIS*								
District: 07 County: PINELLAS Type of Work: ADD LANES & RECONSTRUCT Project Length: 6.370								
Extra Description: 6 TO 8 LANES + 4 EXPRESS LANES								
PRELIMINARY ENGINEERING / MANAGED BY FDOT L RTP Reference: Table 5-8; #31								
DDR -DISTRICT DEDICATED REVENUE	0	1,300,000	800,000	200,000	0	0	0	2,300,000
DI -ST. - S/W INTER/INTRASTATE HWY	1,641,586	0	0	0	0	0	0	1,641,586
DIH -STATE IN-HOUSE PRODUCT SUPPORT	50,280	0	0	0	0	0	0	50,280
DS -STATE PRIMARY HIGHWAYS & PTO	134,871	0	0	0	0	0	0	134,871
ENVIRONMENTAL / MANAGED BY FDOT								
DS -STATE PRIMARY HIGHWAYS & PTO	40,000	0	0	0	0	0	0	40,000
DESIGN BUILD / MANAGED BY FDOT								
ACNP -ADVANCE CONSTRUCTION NHPP	51,670,129	0	0	0	0	0	0	51,670,129
DDR -DISTRICT DEDICATED REVENUE	62	1,800,000	0	0	0	0	0	1,800,062
DI -ST. - S/W INTER/INTRASTATE HWY	5,947,315	0	0	0	0	0	0	5,947,315
DIH -STATE IN-HOUSE PRODUCT SUPPORT	408,207	0	0	0	0	0	0	408,207
DS -STATE PRIMARY HIGHWAYS & PTO	1,877	0	0	0	0	0	0	1,877
SIBF -FEDERAL FUNDED SIB	91,785,710	0	0	0	0	0	0	91,785,710
REPAYMENTS / MANAGED BY FDOT								
ACNP -ADVANCE CONSTRUCTION NHPP	0	8,970,613	20,721,812	23,211,404	21,531,655	10,153,363	0	84,588,847
DI -ST. - S/W INTER/INTRASTATE HWY	0	0	0	0	0	4,675,141	0	4,675,141
NHPP -IM, BRDG REPL, NATNL HWY-MAP21	2,521,722	0	0	0	0	0	0	2,521,722
Item 424501 2 Totals:	151,680,037	3,100,000	800,000	200,000	0	0	0	247,565,747
Note: Repayment Phases are not included in the totals on this report.								

Fund	<2020	2020	2021	2022	2023	2024	>2024	All Years
Item Number: 424501 5 Project Description: I-275 (SR 93) FROM 54TH AVE S TO S OF ROOSEVELT BLVD *SIS*								
District: 07 County: PINELLAS Type of Work: ADD LANES & RECONSTRUCT Project Length: 11.300								
Extra Description: LANE CONTINUITY AND EXPRESS LANES N OF I-375, SECTION 2								
PRELIMINARY ENGINEERING / MANAGED BY FDOT L RTP Reference: Table 5-8; #35								
ACNP -ADVANCE CONSTRUCTION NHPP	0	2,500,000	0	0	0	3,000,000	0	5,500,000
DIH -STATE IN-HOUSE PRODUCT SUPPORT	0	5,000	0	0	0	0	0	5,000
RIGHT OF WAY / MANAGED BY FDOT								
BNIR -INTRASTATE R/W & BRIDGE BONDS	0	0	2,000,000	0	0	0	0	2,000,000
DDR -DISTRICT DEDICATED REVENUE	0	0	0	3,876,486	9,548,414	5,000,000	0	18,424,900
DIH -STATE IN-HOUSE PRODUCT SUPPORT	0	0	0	520,000	600,000	0	0	1,120,000
DS -STATE PRIMARY HIGHWAYS & PTO	0	0	0	3,000,000	3,000,000	0	0	6,000,000
DESIGN BUILD / MANAGED BY FDOT								
ACNP -ADVANCE CONSTRUCTION NHPP	0	0	0	0	0	159,500,691	0	159,500,691
DI -ST. - S/W INTER/INTRASTATE HWY	0	0	0	0	0	101,257,677	0	101,257,677
SIWR -2015 SB2514A-STRATEGIC INT SYS	0	0	0	0	0	644,119	0	644,119
STED -2012 SB1998-STRATEGIC ECON COR	0	0	0	0	0	7,301,946	0	7,301,946
Item 424501 5 Totals:	0	2,505,000	2,000,000	7,396,486	13,148,414	276,704,433	0	301,754,333
Project Total:	153,732,841	838,823,359	2,800,000	7,596,486	15,958,414	276,704,433	0	1,460,591,371

Fund	<2020	2020	2021	2022	2023	2024	>2024	All Years
Item Number: 408671 3 Project Description: I-275 (SR 93) SUNSHINE SKYWAY PATROL *SIS*								
District: 07 County: PINELLAS Type of Work: SERVICE PATROL/FHP Project Length: .000								
Extra Description: HIGHWAY PATROL 24 HRS SURVEILLANCE								
OPERATIONS / MANAGED BY FDOT L RTP Reference: Goal 3								
DSB1 -SKYWAY	4,069,111	358,000	367,000	374,000	375,000	375,000	0	5,918,111
Item 408671 3 Totals:	4,069,111	358,000	367,000	374,000	375,000	375,000	0	5,918,111
Project Total:	4,069,111	358,000	367,000	374,000	375,000	375,000	0	5,918,111

Fund	<2020	2020	2021	2022	2023	2024	>2024	All Years
Item Number: 415365 3 Project Description: PINELLAS BAYWAY GENERAL CONSULTANT *SIS*								
District: 07 County: PINELLAS Type of Work: TOLL COLLECTION Project Length: .000								
Extra Description: FOR CAPITAL PROJECTS								
PRELIMINARY ENGINEERING / MANAGED BY FDOT L RTP Reference: Objective 4.2								
DSB3 -PINELLAS BAYWAY	631,281	50,000	50,000	50,000	50,000	50,000	250,000	1,131,281
PKYI -TURNPIKE IMPROVEMENT	143	0	0	0	0	0	0	143
Item 415365 3 Totals:	631,424	50,000	50,000	50,000	50,000	50,000	250,000	1,131,424
Project Total:	631,424	50,000	50,000	50,000	50,000	50,000	250,000	1,131,424

Fund	<2020	2020	2021	2022	2023	2024	>2024	All Years
Item Number: 424564 7 Project Description: HERCULES SIDEWALK II FROM SHERWOOD ST TO SUNSET POINT RD *NON-SIS*								
District: 07 County: PINELLAS Type of Work: SIDEWALK Project Length: .637								
Extra Description: CONSTRUCT 5' SIDEWALK ALONG BOTH SIDES								
PRELIMINARY ENGINEERING / MANAGED BY PINELLAS COUNTY BOCC L RTP Reference: Objective 2.3								
TALT -TRANSPORTATION ALTS- ANY AREA	94,321	0	0	0	0	0	0	94,321
TALU -TRANSPORTATION ALTS- >200K	82,962	0	0	0	0	0	0	82,962
CONSTRUCTION / MANAGED BY PINELLAS COUNTY BOCC								
TALT -TRANSPORTATION ALTS- ANY AREA	0	1,269,909	0	0	0	0	0	1,269,909
TALU -TRANSPORTATION ALTS- >200K	0	188,694	0	0	0	0	0	188,694
Item 424564 7 Totals:	177,283	1,458,603	0	0	0	0	0	1,635,886
Project Total:	177,283	1,458,603	0	0	0	0	0	1,635,886

Fund	<2020	2020	2021	2022	2023	2024	>2024	All Years
Item Number: 430500 1 Project Description: SR 687/4TH STREET N FROM NORTH OF 119TH AVE TO SOUTH OF I-275/SR 93 *NON-SIS*								
District: 07 County: PINELLAS Type of Work: BRIDGE REPLACEMENT Project Length: .235								
PRELIMINARY ENGINEERING / MANAGED BY FDOT L RTP Reference: Objective 4.2								
ACBR -ADVANCE CONSTRUCTION (BRT)	495,000	0	0	0	0	0	0	495,000
DIH -STATE IN-HOUSE PRODUCT SUPPORT	4,999	0	0	0	0	0	0	4,999
DS -STATE PRIMARY HIGHWAYS & PTO	31,247	0	0	0	0	0	0	31,247
CONSTRUCTION / MANAGED BY FDOT								
ACBR -ADVANCE CONSTRUCTION (BRT)	0	0	0	55,863	0	0	0	55,863
BNBR -AMENDMENT 4 BONDS (BRIDGES)	0	0	0	4,022,147	0	0	0	4,022,147
DDR -DISTRICT DEDICATED REVENUE	0	0	0	4,022,146	0	0	0	4,022,146
DIH -STATE IN-HOUSE PRODUCT SUPPORT	0	0	0	55,864	0	0	0	55,864
Item 430500 1 Totals:	531,246	0	0	8,156,020	0	0	0	8,687,266
Project Total:	531,246	0	0	8,156,020	0	0	0	8,687,266
Fund	<2020	2020	2021	2022	2023	2024	>2024	All Years
Item Number: 430501 1 Project Description: 9TH ST S (MLK STREET) FROM 6TH AVE S TO 7TH AVE S *NON-SIS*								
District: 07 County: PINELLAS Type of Work: BRIDGE REPLACEMENT Project Length: .125								
PRELIMINARY ENGINEERING / MANAGED BY FDOT L RTP Reference: Objective 4.2								
ACBR -ADVANCE CONSTRUCTION (BRT)	419,788	0	0	0	0	0	0	419,788
NHBR -NATIONAL HIGWAYS BRIDGES	308,660	0	0	0	0	0	0	308,660
SU -STP, URBAN AREAS > 200K	253,275	0	0	0	0	0	0	253,275
RAILROAD & UTILITIES / MANAGED BY FDOT								
LF -LOCAL FUNDS	0	432,000	0	0	0	0	0	432,000
LFU -LOCAL FUNDS_FOR UNFORSEEN WORK	27,548	0	0	0	0	0	0	27,548
CONSTRUCTION / MANAGED BY FDOT								
ACBR -ADVANCE CONSTRUCTION (BRT)	0	2,500,761	0	0	0	0	0	2,500,761
LF -LOCAL FUNDS	0	352,519	0	0	0	0	0	352,519
SU -STP, URBAN AREAS > 200K	0	813,560	0	0	0	0	0	813,560
ENVIRONMENTAL / MANAGED BY FDOT								
ACBR -ADVANCE CONSTRUCTION (BRT)	3,488	0	0	0	0	0	0	3,488
Item 430501 1 Totals:	1,012,759	4,098,840	0	0	0	0	0	5,111,599
Project Total:	1,012,759	4,098,840	0	0	0	0	0	5,111,599

Fund	<2020	2020	2021	2022	2023	2024	>2024	All Years
Item Number: 433796 1 Project Description: US 19 (SR 55) FROM S OF TIMBERLANE RD TO S OF LAKE ST *SIS*								
District: 07 County: PINELLAS Type of Work: ADD LANES & RECONSTRUCT Project Length: 1.739								
Extra Description: NEW INTERCHANGE/FRONTAGE ROADS								
PRELIMINARY ENGINEERING / MANAGED BY FDOT LRTP Reference: Table 5-8 #30								
DDR -DISTRICT DEDICATED REVENUE	4,740,062	0	0	0	0	0	0	4,740,062
DIH -STATE IN-HOUSE PRODUCT SUPPORT	45,533	0	0	0	0	0	0	45,533
DS -STATE PRIMARY HIGHWAYS & PTO	1,536,744	0	0	0	0	0	0	1,536,744
RIGHT OF WAY / MANAGED BY FDOT								
ACNP -ADVANCE CONSTRUCTION NHPP	0	0	0	0	1,513,800	0	0	1,513,800
BNIR -INTRASTATE R/W & BRIDGE BONDS	0	0	0	0	11,894,300	0	0	11,894,300
ENVIRONMENTAL / MANAGED BY FDOT								
DS -STATE PRIMARY HIGHWAYS & PTO	0	25,000	0	0	0	0	0	25,000
Item 433796 1 Totals:	6,322,339	25,000	0	0	13,408,100	0	0	19,755,439
Project Total:	6,322,339	25,000	0	0	13,408,100	0	0	19,755,439

Fund	<2020	2020	2021	2022	2023	2024	>2024	All Years
Item Number: 433797 1 Project Description: US 19 (SR 55) FROM N OF NEBRASKA AVE TO S OF TIMBERLANE RD *SIS*								
District: 07 County: PINELLAS Type of Work: ADD LANES & RECONSTRUCT Project Length: 2.199								
Extra Description: NEW INTERCHANGE AT ALDERMAN RD/FRONTAGE ROADS								
PRELIMINARY ENGINEERING / MANAGED BY FDOT LRTP Reference: Table 5-8 #29								
DDR -DISTRICT DEDICATED REVENUE	14,743	0	0	0	0	0	0	14,743
DI -ST. - S/W INTER/INTRASTATE HWY	7,319,173	0	0	0	0	0	0	7,319,173
DIH -STATE IN-HOUSE PRODUCT SUPPORT	57,528	0	0	0	0	0	0	57,528
DS -STATE PRIMARY HIGHWAYS & PTO	225,882	0	0	0	0	0	0	225,882
RIGHT OF WAY / MANAGED BY FDOT								
ACNP -ADVANCE CONSTRUCTION NHPP	0	0	0	160,000	0	0	0	160,000
BNIR -INTRASTATE R/W & BRIDGE BONDS	0	0	0	12,198,200	0	0	0	12,198,200
CONSTRUCTION / MANAGED BY FDOT								
ACNP -ADVANCE CONSTRUCTION NHPP	0	0	0	0	0	0	77,486,183	77,486,183
DDR -DISTRICT DEDICATED REVENUE	0	0	0	0	0	0	10,131,092	10,131,092
DI -ST. - S/W INTER/INTRASTATE HWY	0	0	0	0	0	0	49,152,466	49,152,466
DIH -STATE IN-HOUSE PRODUCT SUPPORT	0	0	0	0	0	0	1,899,580	1,899,580
ENVIRONMENTAL / MANAGED BY FDOT								
DI -ST. - S/W INTER/INTRASTATE HWY	12,801	0	0	0	0	0	0	12,801
DS -STATE PRIMARY HIGHWAYS & PTO	0	0	0	0	15,000	0	0	15,000
Item 433797 1 Totals:	7,630,127	0	0	12,358,200	15,000	0	138,669,321	158,672,648
Project Total:	7,630,127	0	0	12,358,200	15,000	0	138,669,321	158,672,648

Fund	<2020	2020	2021	2022	2023	2024	>2024	All Years
Item Number: 433799 1 Project Description: US 19 (SR 55) FROM N OF CR 95 TO S OF PINE RIDGE WAY S *sis*								
District: 07 County: PINELLAS Type of Work: INTERCHANGE (NEW) Project Length: 1.604								
Extra Description: NEW INTERCHANGE AT TAMPA RD/FRONTAGE ROADS								
PRELIMINARY ENGINEERING / MANAGED BY FDOT LRTP Reference: Table 5-8 #28								
ACNP -ADVANCE CONSTRUCTION NHPP	6,874,273	1,000,000	1,000,000	0	0	0	0	8,874,273
DDR -DISTRICT DEDICATED REVENUE	583	0	0	0	0	0	0	583
DI -ST. - S/W INTER/INTRASTATE HWY	674,022	0	0	0	0	0	0	674,022
DIH -STATE IN-HOUSE PRODUCT SUPPORT	42,711	0	0	0	0	0	0	42,711
DS -STATE PRIMARY HIGHWAYS & PTO	58,349	0	0	0	0	0	0	58,349
NHPP -IM, BRDG REPL, NATNL HWY-MAP21	648,966	0	0	0	0	0	0	648,966
RIGHT OF WAY / MANAGED BY FDOT								
ACNP -ADVANCE CONSTRUCTION NHPP	0	0	1,335,800	0	0	0	0	1,335,800
BNIR -INTRASTATE R/W & BRIDGE BONDS	0	0	23,375,600	0	0	0	0	23,375,600
CONSTRUCTION / MANAGED BY FDOT								
ACNP -ADVANCE CONSTRUCTION NHPP	0	0	0	0	0	0	111,617,333	111,617,333
Item 433799 1 Totals:	8,298,904	1,000,000	25,711,400	0	0	0	111,617,333	146,627,637
Project Total:	8,298,904	1,000,000	25,711,400	0	0		111,617,333	146,627,637

Fund	<2020	2020	2021	2022	2023	2024	>2024	All Years
Item Number: 434807 3 Project Description: US 19(SR 55) FROM N OF ANCLOTE RIVER BRIDGE TO S OF BRITTANY PARK BLVD *SIS*								
District: 07 County: PINELLAS Type of Work: DRAINAGE IMPROVEMENTS Project Length: .212								
Extra Description: REMOVE FAILING GRAVITY WALLS AND REPLACE SIDEWALK								
PRELIMINARY ENGINEERING / MANAGED BY FDOT L RTP Reference: Objective 4.2								
DS -STATE PRIMARY HIGHWAYS & PTO	302,472	0	0	0	0	0	0	302,472
RIGHT OF WAY / MANAGED BY FDOT								
DDR -DISTRICT DEDICATED REVENUE	0	0	950,000	0	0	0	0	950,000
CONSTRUCTION / MANAGED BY FDOT								
DDR -DISTRICT DEDICATED REVENUE	0	0	0	0	720,687	0	0	720,687
DIH -STATE IN-HOUSE PRODUCT SUPPORT	0	0	0	0	10,009	0	0	10,009
Item 434807 3 Totals:	302,472	0	950,000	0	730,696	0	0	1,983,168
Project Total:	302,472	0	950,000	0	730,696	0	0	1,983,168
Fund	<2020	2020	2021	2022	2023	2024	>2024	All Years
Item Number: 435909 3 Project Description: ALT US 19/SR 595 FROM PARK ST N TO BELLEAIR RD *NON-SIS*								
District: 07 County: PINELLAS Type of Work: PRELIMINARY ENGINEERING Project Length: 18.601								
Extra Description: OPERATIONAL IMPROVEMENTS ALONG CORRIDOR								
PRELIMINARY ENGINEERING / MANAGED BY FDOT L RTP Reference: Objective 4.1								
SU -STP, URBAN AREAS > 200K	0	0	1,000	1,127,788	2,000,000	0	0	3,128,788
Item 435909 3 Totals:	0	0	1,000	1,127,788	2,000,000	0	0	3,128,788
Fund	<2020	2020	2021	2022	2023	2024	>2024	All Years
Item Number: 435909 4 Project Description: ALT US 19/SR 595 FROM BELLEAIR TO PASCO CO LINE *NON-SIS*								
District: 07 County: PINELLAS Type of Work: PRELIMINARY ENGINEERING Project Length: 15.691								
Extra Description: OPERATIONAL IMPROVEMENTS ALONG CORRIDOR								
PRELIMINARY ENGINEERING / MANAGED BY FDOT L RTP Reference: Objective 4.1								
DDR -DISTRICT DEDICATED REVENUE	0	0	0	1,006,107	0	0	0	1,006,107
SU -STP, URBAN AREAS > 200K	0	0	1,000	146,024	2,000,000	0	0	2,147,024
Item 435909 4 Totals:	0	0	1,000	1,152,131	2,000,000	0	0	3,153,131
Project Total:	0	0	2,000	2,279,919	4,000,000	0	0	6,281,919

Fund	<2020	2020	2021	2022	2023	2024	>2024	All Years
Item Number: 435914 2 Project Description: US 19/SR 55 FROM 66TH AVE N TO 118TH AVE N *SIS*								
District: 07 County: PINELLAS Type of Work: INTERCHANGE IMPROVEMENT Project Length: 4.567								
Extra Description: OPERATIONAL IMPROVEMENTS ALONG CORRIDOR								
PRELIMINARY ENGINEERING / MANAGED BY FDOT LRTP Reference: Objective 4.1								
ACNP -ADVANCE CONSTRUCTION NHPP	812,601	2,762,923	0	0	0	0	0	3,575,524
DI -ST. - S/W INTER/INTRASTATE HWY	2,000,000	0	0	0	0	0	0	2,000,000
DIH -STATE IN-HOUSE PRODUCT SUPPORT	20,000	0	0	0	0	0	0	20,000
DS -STATE PRIMARY HIGHWAYS & PTO	6,897	0	0	0	0	0	0	6,897
REPE -REPURPOSED FEDERAL EARMARKS	325,039	0	0	0	0	0	0	325,039
RIGHT OF WAY / MANAGED BY FDOT								
CM -CONGESTION MITIGATION - AQ	0	0	0	0	0	0	1,966,291	1,966,291
DDR -DISTRICT DEDICATED REVENUE	0	0	0	0	0	2,166,799	6,486,710	8,653,509
DIH -STATE IN-HOUSE PRODUCT SUPPORT	0	0	0	0	0	421,963	0	421,963
DS -STATE PRIMARY HIGHWAYS & PTO	0	0	0	0	250,470	1,000,000	0	1,250,470
Item 435914 2 Totals:	3,164,537	2,762,923	0	0	250,470	3,588,762	8,453,001	18,219,693
Project Total:	3,164,537	2,762,923	0	0	250,470	3,588,762	8,453,001	18,219,693

Fund	<2020	2020	2021	2022	2023	2024	>2024	All Years
Item Number: 436056 1 Project Description: 10TH & 11TH AVE S AT BOOKER CREEK BRIDGE #157235 AND #157111 *NON-SIS*								
District: 07 County: PINELLAS Type of Work: BRIDGE REPLACEMENT Project Length: .165								
Extra Description: BRIDGE REPLACEMENT ON 11TH AVE S BTWN 5TH ST AND US 92								
PRELIMINARY ENGINEERING / MANAGED BY FDOT LRTP Reference: Objective 4.2								
ACBZ -ADVANCE CONSTRUCTION (BRTZ)	472,102	0	0	0	0	0	0	472,102
BRTZ -FED BRIDGE REPL - OFF SYSTEM	191,052	0	0	0	0	0	0	191,052
LF -LOCAL FUNDS	213,898	0	0	0	0	0	0	213,898
CONSTRUCTION / MANAGED BY FDOT								
ACBZ -ADVANCE CONSTRUCTION (BRTZ)	0	3,163,026	0	0	0	0	0	3,163,026
LF -LOCAL FUNDS	0	2,119,853	0	0	0	0	0	2,119,853
ENVIRONMENTAL / MANAGED BY FDOT								
ACBZ -ADVANCE CONSTRUCTION (BRTZ)	8,850	0	0	0	0	0	0	8,850
Item 436056 1 Totals:	885,902	5,282,879	0	0	0	0	0	6,168,781
Project Total:	885,902	5,282,879	0	0	0	0	0	6,168,781

Fund	<2020	2020	2021	2022	2023	2024	>2024	All Years
Item Number: 436485 1 Project Description: ALT US 19/SR 595/SEMINOLE BLVD FR S OF 53RD AVE N TO S OF 102ND AVE N *NON-SIS*								
District: 07 County: PINELLAS Type of Work: RESURFACING Project Length: 3.133								
Extra Description: 6 LANES								
PRELIMINARY ENGINEERING / MANAGED BY FDOT LRTP Reference: Objective 4.2								
DC -STATE PRIMARY PE CONSULTANTS	1,209	0	0	0	0	0	0	1,209
DDR -DISTRICT DEDICATED REVENUE	819,070	0	0	0	0	0	0	819,070
DIH -STATE IN-HOUSE PRODUCT SUPPORT	63,614	0	0	0	0	0	0	63,614
DS -STATE PRIMARY HIGHWAYS & PTO	623,875	0	0	0	0	0	0	623,875
HSP -SAFETY (HIWAY SAFETY PROGRAM)	226,532	0	0	0	0	0	0	226,532
CONSTRUCTION / MANAGED BY FDOT								
ACSS -ADVANCE CONSTRUCTION (SS,HSP)	0	670,489	0	0	0	0	0	670,489
DDR -DISTRICT DEDICATED REVENUE	0	2,066,755	0	0	0	0	0	2,066,755
DIH -STATE IN-HOUSE PRODUCT SUPPORT	0	117,388	0	0	0	0	0	117,388
DS -STATE PRIMARY HIGHWAYS & PTO	680	626,067	0	0	0	0	0	626,747
SA -STP, ANY AREA	0	5,088,598	0	0	0	0	0	5,088,598
ENVIRONMENTAL / MANAGED BY FDOT								
DS -STATE PRIMARY HIGHWAYS & PTO	45,000	0	0	0	0	0	0	45,000
Item 436485 1 Totals:	1,779,980	8,569,297	0	0	0	0	0	10,349,277
Project Total:	1,779,980	8,569,297	0	0	0	0	0	10,349,277
Fund	<2020	2020	2021	2022	2023	2024	>2024	All Years
Item Number: 436678 1 Project Description: I-175/I-375/BAYSHORE DR DOWNTOWN ST PETERSBURG *SIS*								
District: 07 County: PINELLAS Type of Work: ITS COMMUNICATION SYSTEM Project Length: 2.592								
Extra Description: INSTALL ATMS/ITS EQUIPMENT								
PRELIMINARY ENGINEERING / MANAGED BY PINELLAS COUNTY BOCC LRTP Reference: Objective 4.1								
LF -LOCAL FUNDS	200,000	0	0	0	0	0	0	200,000
TRWR -2015 SB2514A-TRAN REG INCT PRG	200,000	0	0	0	0	0	0	200,000
CONSTRUCTION / MANAGED BY PINELLAS COUNTY BOCC								
LF -LOCAL FUNDS	0	1,800,000	0	0	0	0	0	1,800,000
TRWR -2015 SB2514A-TRAN REG INCT PRG	0	1,800,000	0	0	0	0	0	1,800,000
Item 436678 1 Totals:	400,000	3,600,000	0	0	0	0	0	4,000,000
Project Total:	400,000	3,600,000	0	0	0	0	0	4,000,000

Fund	<2020	2020	2021	2022	2023	2024	>2024	All Years
Item Number: 437047 1 Project Description: CR 611 (49TH ST N) FROM 46TH AVE N TO SR 60 *NON-SIS*								
District: 07 County: PINELLAS Type of Work: ITS COMMUNICATION SYSTEM Project Length: 10.260								
Extra Description: INSTALL ATMS/ITS EQUIPMENT								
PRELIMINARY ENGINEERING / MANAGED BY PINELLAS COUNTY BOCC L RTP Reference: Objective 4.1								
CIGP -COUNTY INCENTIVE GRANT PROGRAM	211,221	0	0	0	0	0	0	211,221
LFP -LOCAL FUNDS FOR PARTICIPATING	211,221	0	0	0	0	0	0	211,221
CONSTRUCTION / MANAGED BY PINELLAS COUNTY BOCC								
CIGP -COUNTY INCENTIVE GRANT PROGRAM	0	1,548,300	0	0	0	0	0	1,548,300
LFP -LOCAL FUNDS FOR PARTICIPATING	0	1,548,300	0	0	0	0	0	1,548,300
Item 437047 1 Totals:	422,442	3,096,600	0	0	0	0	0	3,519,042
Project Total:	422,442	3,096,600	0	0	0	0	0	3,519,042
Fund	<2020	2020	2021	2022	2023	2024	>2024	All Years
Item Number: 437498 1 Project Description: SR 60(CCAMPBELL) PEDESTRIAN OVERPASS FM CCAMPBELL TRL TO BAYSHORE TRL								
District: 07 County: PINELLAS Type of Work: BIKE PATH/TRAIL Project Length: .050								
Extra Description: PEDESTRIAN OVERPASS								
PRELIMINARY ENGINEERING / MANAGED BY FDOT L RTP Reference: Objective 2.1								
DIH -STATE IN-HOUSE PRODUCT SUPPORT	29,605	0	0	0	0	0	0	29,605
DS -STATE PRIMARY HIGHWAYS & PTO	25,772	0	0	0	0	0	0	25,772
TLWR -2015 SB2514A-TRAIL NETWORK	1,362,488	0	0	0	0	0	0	1,362,488
CONSTRUCTION / MANAGED BY FDOT								
SU -STP, URBAN AREAS > 200K	0	0	0	0	0	7,076,233	0	7,076,233
ENVIRONMENTAL / MANAGED BY FDOT								
SU -STP, URBAN AREAS > 200K	0	0	0	0	11,514	0	0	11,514
Item 437498 1 Totals:	1,417,865	0	0	0	11,514	7,076,233	0	8,505,612
Project Total:	1,417,865	0	0	0	11,514	7,076,233	0	8,505,612

Fund	<2020	2020	2021	2022	2023	2024	>2024	All Years
Item Number: 437519 1 Project Description: BRIDGE PAINTING PROJECT PINELLAS COUNTY VARIOUS LOCATIONS *NON-SIS*								
District: 07 County: PINELLAS Type of Work: BRIDGE - PAINTING Project Length: .292								
Extra Description: #150096, 150133								
PRELIMINARY ENGINEERING / MANAGED BY FDOT LRTP Reference: Objective 4.2								
BRRP -STATE BRIDGE REPAIR & REHAB	205,778	0	0	0	0	0	0	205,778
DIH -STATE IN-HOUSE PRODUCT SUPPORT	4,500	0	0	0	0	0	0	4,500
DS -STATE PRIMARY HIGHWAYS & PTO	474	0	0	0	0	0	0	474
CONSTRUCTION / MANAGED BY FDOT								
BRRP -STATE BRIDGE REPAIR & REHAB	0	1,879,359	0	0	0	0	0	1,879,359
DIH -STATE IN-HOUSE PRODUCT SUPPORT	0	25,627	0	0	0	0	0	25,627
Item 437519 1 Totals:	210,752	1,904,986	0	0	0	0	0	2,115,738
Project Total:	210,752	1,904,986	0	0	0	0	0	2,115,738

Fund	<2020	2020	2021	2022	2023	2024	>2024	All Years
Item Number: 437553 1 Project Description: SR 595/N MYRTLE AVE AT RR CROSSING 626815-H N OF HART TO N OF MAPLE ST *NON-SIS*								
District: 07 County: PINELLAS Type of Work: RAILROAD CROSSING Project Length: .030								
Extra Description: DESIGN AND CONSTRUCT REPLACEMENT OF RUBBER CROSSING AND TUB								
PRELIMINARY ENGINEERING / MANAGED BY FDOT LRTP Reference: Objective 4.2								
DDR -DISTRICT DEDICATED REVENUE	0	0	256,416	0	0	0	0	256,416
DIH -STATE IN-HOUSE PRODUCT SUPPORT	0	0	1,000	0	0	0	0	1,000
RAILROAD & UTILITIES / MANAGED BY FDOT								
DDR -DISTRICT DEDICATED REVENUE	0	0	0	0	325,000	0	0	325,000
DS -STATE PRIMARY HIGHWAYS & PTO	0	0	25,000	0	0	0	0	25,000
CONSTRUCTION / MANAGED BY FDOT								
DDR -DISTRICT DEDICATED REVENUE	0	0	0	0	72,215	0	0	72,215
DIH -STATE IN-HOUSE PRODUCT SUPPORT	0	0	0	0	1,111	0	0	1,111
Item 437553 1 Totals:	0	0	282,416	0	398,326	0	0	680,742
Project Total:	0	0	282,416	0	398,326	0	0	680,742
Fund	<2020	2020	2021	2022	2023	2024	>2024	All Years
Item Number: 437623 1 Project Description: ALT US 19/SR 595 FROM MOHAWK ST TO N OF TILDEN ST/SKINNER BLVD *NON-SIS*								
District: 07 County: PINELLAS Type of Work: RESURFACING Project Length: 2.389								
Extra Description: 2 LANES								
PRELIMINARY ENGINEERING / MANAGED BY FDOT LRTP Reference: Objective 4.2								
DC -STATE PRIMARY PE CONSULTANTS	1,288	0	0	0	0	0	0	1,288
DDR -DISTRICT DEDICATED REVENUE	1,157,193	0	0	0	0	0	0	1,157,193
DIH -STATE IN-HOUSE PRODUCT SUPPORT	20,196	0	0	0	0	0	0	20,196
DS -STATE PRIMARY HIGHWAYS & PTO	289,286	0	0	0	0	0	0	289,286
LF -LOCAL FUNDS	65,000	0	0	0	0	0	0	65,000
CONSTRUCTION / MANAGED BY FDOT								
DDR -DISTRICT DEDICATED REVENUE	0	2,861,060	0	0	0	0	0	2,861,060
DIH -STATE IN-HOUSE PRODUCT SUPPORT	0	39,737	0	0	0	0	0	39,737
ENVIRONMENTAL / MANAGED BY FDOT								
DDR -DISTRICT DEDICATED REVENUE	15,000	0	0	0	0	0	0	15,000
Item 437623 1 Totals:	1,547,963	2,900,797	0	0	0	0	0	4,448,760
Project Total:	1,547,963	2,900,797	0	0	0	0	0	4,448,760

Fund	<2020	2020	2021	2022	2023	2024	>2024	All Years
Item Number: 437624 1 Project Description: ALT US 19/SR595/SEMINOLE FR N OF 101ST AVE N TO EAST BAY DR/MISSOURI *NON-SIS*								
District: 07 County: PINELLAS Type of Work: RESURFACING Project Length: 3.587								
Extra Description: 6 LANES								
PRELIMINARY ENGINEERING / MANAGED BY FDOT LRTP Reference: Objective 4.2								
DC -STATE PRIMARY PE CONSULTANTS	1,175	0	0	0	0	0	0	1,175
DDR -DISTRICT DEDICATED REVENUE	1,990,626	0	0	0	0	0	0	1,990,626
DIH -STATE IN-HOUSE PRODUCT SUPPORT	37,876	0	0	0	0	0	0	37,876
DS -STATE PRIMARY HIGHWAYS & PTO	77,973	0	0	0	0	0	0	77,973
CONSTRUCTION / MANAGED BY FDOT								
ACSS -ADVANCE CONSTRUCTION (SS,HSP)	0	0	476,456	0	0	0	0	476,456
CM -CONGESTION MITIGATION - AQ	0	0	1,843,091	0	0	0	0	1,843,091
DDR -DISTRICT DEDICATED REVENUE	0	0	3,291,688	0	0	0	0	3,291,688
DIH -STATE IN-HOUSE PRODUCT SUPPORT	0	0	82,450	0	0	0	0	82,450
ENVIRONMENTAL / MANAGED BY FDOT								
DDR -DISTRICT DEDICATED REVENUE	5,953	0	0	0	0	0	0	5,953
Item 437624 1 Totals:	2,113,603	0	5,693,685	0	0	0	0	7,807,288
Project Total:	2,113,603	0	5,693,685	0	0	0	0	7,807,288
Fund	<2020	2020	2021	2022	2023	2024	>2024	All Years
Item Number: 437625 1 Project Description: US 19/SR55/34TH ST N FROM N OF 44TH AVE N TO N OF PARK BLVD *NON-SIS*								
District: 07 County: PINELLAS Type of Work: RESURFACING Project Length: 1.965								
Extra Description: 6 LANES								
PRELIMINARY ENGINEERING / MANAGED BY FDOT LRTP Reference: Objective 4.2								
DDR -DISTRICT DEDICATED REVENUE	1,461,373	0	0	0	0	0	0	1,461,373
DIH -STATE IN-HOUSE PRODUCT SUPPORT	25,704	0	0	0	0	0	0	25,704
DS -STATE PRIMARY HIGHWAYS & PTO	151,332	0	0	0	0	0	0	151,332
CONSTRUCTION / MANAGED BY FDOT								
ACSS -ADVANCE CONSTRUCTION (SS,HSP)	0	0	289,126	0	0	0	0	289,126
DDR -DISTRICT DEDICATED REVENUE	0	0	4,608,468	0	0	0	0	4,608,468
DIH -STATE IN-HOUSE PRODUCT SUPPORT	0	0	68,022	0	0	0	0	68,022
ENVIRONMENTAL / MANAGED BY FDOT								
DS -STATE PRIMARY HIGHWAYS & PTO	0	75,000	0	0	0	0	0	75,000
Item 437625 1 Totals:	1,638,409	75,000	4,965,616	0	0	0	0	6,679,025
Project Total:	1,638,409	75,000	4,965,616	0	0	0	0	6,679,025

Fund	<2020	2020	2021	2022	2023	2024	>2024	All Years
Item Number: 437626 1 Project Description: SR 584/SR 580/TAMPA RD FROM TAMPA RD/CURLEW TO ST PETERSBURG DR *NON-SIS*								
District: 07 County: PINELLAS Type of Work: RESURFACING Project Length: 2.454								
Extra Description: 6 LANES								
PRELIMINARY ENGINEERING / MANAGED BY FDOT LRTP Reference: Objective 4.2								
DDR -DISTRICT DEDICATED REVENUE	1,082,549	0	0	0	0	0	0	1,082,549
DIH -STATE IN-HOUSE PRODUCT SUPPORT	27,649	0	0	0	0	0	0	27,649
DS -STATE PRIMARY HIGHWAYS & PTO	41,283	0	0	0	0	0	0	41,283
RAILROAD & UTILITIES / MANAGED BY FDOT								
DDR -DISTRICT DEDICATED REVENUE	30,000	0	0	0	0	0	0	30,000
CONSTRUCTION / MANAGED BY FDOT								
DDR -DISTRICT DEDICATED REVENUE	0	5,513,740	0	0	0	0	0	5,513,740
DIH -STATE IN-HOUSE PRODUCT SUPPORT	0	76,580	0	0	0	0	0	76,580
ENVIRONMENTAL / MANAGED BY FDOT								
DS -STATE PRIMARY HIGHWAYS & PTO	15,000	0	0	0	0	0	0	15,000
Item 437626 1 Totals:	1,196,481	5,590,320	0	0	0	0	0	6,786,801
Project Total:	1,196,481	5,590,320	0	0	0	0	0	6,786,801

Fund	<2020	2020	2021	2022	2023	2024	>2024	All Years
Item Number: 437643 1 Project Description: SR 693/66TH ST FROM 30TH AVE N TO 58TH AVE N *NON-SIS*								
District: 07 County: PINELLAS Type of Work: ADD LEFT TURN LANE(S) Project Length: 1.734								
Extra Description: RELOCATE, CONVERT, CLOSE MEDIAN OPENINGS, LENGTHEN TURN LANES								
PRELIMINARY ENGINEERING / MANAGED BY FDOT LRTP Reference: Objective 4.1								
DIH -STATE IN-HOUSE PRODUCT SUPPORT	8,335	0	0	0	0	0	0	8,335
DS -STATE PRIMARY HIGHWAYS & PTO	27,282	0	0	0	0	0	0	27,282
HSP -SAFETY (HIWAY SAFETY PROGRAM)	679,078	0	0	0	0	0	0	679,078
CONSTRUCTION / MANAGED BY FDOT								
ACSS -ADVANCE CONSTRUCTION (SS,HSP)	0	1,788,665	0	0	0	0	0	1,788,665
DIH -STATE IN-HOUSE PRODUCT SUPPORT	0	25,839	0	0	0	0	0	25,839
Item 437643 1 Totals:	714,695	1,814,504	0	0	0	0	0	2,529,199
Project Total:	714,695	1,814,504	0	0	0	0	0	2,529,199

Fund	<2020	2020	2021	2022	2023	2024	>2024	All Years
Item Number: 437710 1 Project Description: ALT US 19/SR 595 FROM S OF CURLEW PL TO N OF COUNTRY CLUB CT *NON-SIS*								
District: 07 County: PINELLAS Type of Work: ADD LEFT TURN LANE(S) Project Length: .225								
Extra Description: WIDEN SR 595 TO ACCOMMODATE SB LEFT TURN LANES								
PRELIMINARY ENGINEERING / MANAGED BY FDOT LRTP Reference: Objective 4.1								
SU -STP, URBAN AREAS > 200K	0	0	0	575,081	0	0	0	575,081
CONSTRUCTION / MANAGED BY FDOT								
DIH -STATE IN-HOUSE PRODUCT SUPPORT	0	0	0	0	0	6,226	0	6,226
DS -STATE PRIMARY HIGHWAYS & PTO	0	0	0	0	0	448,281	0	448,281
Item 437710 1 Totals:	0	0	0	575,081	0	454,507	0	1,029,588
Project Total:	0	0	0	575,081	0	454,507	0	1,029,588

Fund	<2020	2020	2021	2022	2023	2024	>2024	All Years
Item Number: 437736 2 Project Description: STARKEY RD CORRIDOR SIDEWALK FROM SR 688/ULMERTON RD TO EAST BAY DR *NON-								
District: 07 County: PINELLAS Type of Work: SIDEWALK Project Length: 3.034								
Extra Description: DESIGN AND CONSTRUCT 5' WIDE SIDEWALK TO FILL GAPS								
PRELIMINARY ENGINEERING / MANAGED BY PINELLAS COUNTY BOCC L RTP Reference: Objective 2.3								
TALU -TRANSPORTATION ALTS- >200K	0	406,652	0	0	0	0	0	406,652
CONSTRUCTION / MANAGED BY PINELLAS COUNTY BOCC								
TALU -TRANSPORTATION ALTS- >200K	0	0	0	1,760,263	0	0	0	1,760,263
Item 437736 2 Totals:	0	406,652	0	1,760,263	0	0	0	2,166,915
Project Total:	0	406,652	0	1,760,263	0	0	0	2,166,915

Fund	<2020	2020	2021	2022	2023	2024	>2024	All Years
Item Number: 437805 1 Project Description: I-275(SR93)&US19(SR55) PINELLAS COUNTY VARIOUS LOCATIONS *SIS*								
District: 07 County: PINELLAS Type of Work: LIGHTING Project Length: 1.813								
Extra Description: REPLACE HIGH MAST LIGHTING								
PRELIMINARY ENGINEERING / MANAGED BY FDOT L RTP Reference: Objective 4.2								
DDR -DISTRICT DEDICATED REVENUE	453,333	0	0	0	0	0	0	453,333
DIH -STATE IN-HOUSE PRODUCT SUPPORT	7,158	0	0	0	0	0	0	7,158
DS -STATE PRIMARY HIGHWAYS & PTO	2,869	0	0	0	0	0	0	2,869
CONSTRUCTION / MANAGED BY FDOT								
DDR -DISTRICT DEDICATED REVENUE	0	0	0	0	0	3,470,276	0	3,470,276
DIH -STATE IN-HOUSE PRODUCT SUPPORT	0	0	0	0	0	48,198	0	48,198
Item 437805 1 Totals:	463,360	0	0	0	0	3,518,474	0	3,981,834
Project Total:	463,360	0	0	0	0	3,518,474	0	3,981,834

Fund	<2020	2020	2021	2022	2023	2024	>2024	All Years
Item Number: 437807 2 Project Description: US 92/SR 687/4TH ST N & S FROM 5TH AVE N TO 5TH AVE S *NON-SIS*								
District: 07 County: PINELLAS Type of Work: URBAN CORRIDOR IMPROVEMENTS Project Length: .812								
Extra Description: SIDEWALK, PED SIGNAL MOD, HIGH EMPHASIS CROSSWALKS								
PRELIMINARY ENGINEERING / MANAGED BY FDOT LRTP Reference: Objective 2.3								
DDR -DISTRICT DEDICATED REVENUE	0	0	906,879	0	0	0	0	906,879
DIH -STATE IN-HOUSE PRODUCT SUPPORT	0	1,000	0	0	0	0	0	1,000
CONSTRUCTION / MANAGED BY FDOT								
SU -STP, URBAN AREAS > 200K	0	0	0	0	1,812,795	0	0	1,812,795
Item 437807 2 Totals:	0	1,000	906,879	0	1,812,795	0	0	2,720,674
Project Total:	0	1,000	906,879	0	1,812,795	0	0	2,720,674

Fund	<2020	2020	2021	2022	2023	2024	>2024	All Years
Item Number: 438022 1 Project Description: 62ND AVE SIDEWALK FROM 62ND ST N TO E OF 58TH ST N *NON-SIS*								
District: 07 County: PINELLAS Type of Work: SIDEWALK Project Length: .629								
Extra Description: DESIGN AND CONSTRUCT 5' SIDEWALK ON SOUTH SIDE								
PRELIMINARY ENGINEERING / MANAGED BY FDOT LRTP Reference: Objective 2.3								
TALU -TRANSPORTATION ALTS- >200K	5,668	0	0	0	0	0	0	5,668
PRELIMINARY ENGINEERING / MANAGED BY PINELLAS COUNTY BOCC								
TALU -TRANSPORTATION ALTS- >200K	133,631	0	0	0	0	0	0	133,631
CONSTRUCTION / MANAGED BY PINELLAS COUNTY BOCC								
LF -LOCAL FUNDS	0	858,585	0	0	0	0	0	858,585
TALT -TRANSPORTATION ALTS- ANY AREA	0	39,844	0	0	0	0	0	39,844
TALU -TRANSPORTATION ALTS- >200K	0	445,458	0	0	0	0	0	445,458
Item 438022 1 Totals:	139,299	1,343,887	0	0	0	0	0	1,483,186
Project Total:	139,299	1,343,887	0	0	0	0	0	1,483,186

Fund	<2020	2020	2021	2022	2023	2024	>2024	All Years
Item Number: 438786 1 Project Description: BRIDGE DECK REHABILITATION PINELLAS CO VARIOUS LOCATIONS *SIS*								
District: 07 County: PINELLAS Type of Work: BRIDGE-REPAIR/REHABILITATION Project Length: .203								
Extra Description: CORY CAUSEWAY DRAW SB #150030 NB#150135 HFB #150210								
PRELIMINARY ENGINEERING / MANAGED BY FDOT L RTP Reference: Objective 4.2								
BRRP -STATE BRIDGE REPAIR & REHAB	163,755	0	0	0	0	0	0	163,755
DIH -STATE IN-HOUSE PRODUCT SUPPORT	4,000	0	0	0	0	0	0	4,000
CONSTRUCTION / MANAGED BY FDOT								
BRRP -STATE BRIDGE REPAIR & REHAB	0	345,899	0	0	0	0	0	345,899
DIH -STATE IN-HOUSE PRODUCT SUPPORT	0	4,717	0	0	0	0	0	4,717
Item 438786 1 Totals:	167,755	350,616	0	0	0	0	0	518,371
Project Total:	167,755	350,616	0	0	0	0	0	518,371

Fund	<2020	2020	2021	2022	2023	2024	>2024	All Years
Item Number: 439401 1 Project Description: US 92/SR 687/4TH ST N FROM 30TH AVE N TO 94TH AVE N *NON-SIS*								
District: 07 County: PINELLAS Type of Work: MEDIAN MODIFICATION Project Length: 4.011								
Extra Description: 54 MODS TO REDUCE CONFLICT POINTS FOR TURNING VEHICLES								
PRELIMINARY ENGINEERING / MANAGED BY FDOT L RTP Reference: Objective 4.1								
DIH -STATE IN-HOUSE PRODUCT SUPPORT	0	0	50,000	0	0	0	0	50,000
CONSTRUCTION / MANAGED BY FDOT								
ACSS -ADVANCE CONSTRUCTION (SS,HSP)	0	0	0	0	4,410,940	0	0	4,410,940
Item 439401 1 Totals:	0	0	50,000	0	4,410,940	0	0	4,460,940
Project Total:	0	0	50,000	0	4,410,940	0	0	4,460,940

Fund	<2020	2020	2021	2022	2023	2024	>2024	All Years
Item Number: 439516 1 Project Description: SUNSHINE SKYWAY FISHING PIER REPAIR BRIDGE #159008 *SIS*								
District: 07 County: PINELLAS Type of Work: BRIDGE-REPAIR/REHABILITATION Project Length: .630								
Extra Description: AASHTO BEAM, CATHODIC PROTECTION PILE JACKET SYS, CAP REPAIR								
PRELIMINARY ENGINEERING / MANAGED BY FDOT LRTP Reference: Objective 4.2								
DS -STATE PRIMARY HIGHWAYS & PTO	992	0	0	0	0	0	0	992
DSB1 -SKYWAY	254,679	0	0	0	0	0	0	254,679
CONSTRUCTION / MANAGED BY FDOT								
DSB1 -SKYWAY	0	1,238,841	0	0	0	0	0	1,238,841
Item 439516 1 Totals:	255,671	1,238,841	0	0	0	0	0	1,494,512
Project Total:	255,671	1,238,841	0	0	0	0	0	1,494,512

Fund	<2020	2020	2021	2022	2023	2024	>2024	All Years
Item Number: 439525 1 Project Description: SR 682/PINELLAS BAYWAY FROM SR 699 GULF BLVD TO TOLL PLAZA *NON-SIS*								
District: 07 County: PINELLAS Type of Work: DRAINAGE IMPROVEMENTS Project Length: .312								
Extra Description: DREDGE OUTFALL AND BUILD BACKFLOW BOX AT SEVERAL LOCATIONS								
PRELIMINARY ENGINEERING / MANAGED BY FDOT LRTP Reference: Objective 4.2								
DDR -DISTRICT DEDICATED REVENUE	497,206	0	0	0	0	0	0	497,206
DIH -STATE IN-HOUSE PRODUCT SUPPORT	6,499	0	0	0	0	0	0	6,499
DS -STATE PRIMARY HIGHWAYS & PTO	2,408	0	0	0	0	0	0	2,408
CONSTRUCTION / MANAGED BY FDOT								
DIH -STATE IN-HOUSE PRODUCT SUPPORT	0	2,052	0	0	0	0	0	2,052
DS -STATE PRIMARY HIGHWAYS & PTO	0	124,493	0	0	0	0	0	124,493
Item 439525 1 Totals:	506,113	126,545	0	0	0	0	0	632,658
Project Total:	506,113	126,545	0	0	0	0	0	632,658

Fund	<2020	2020	2021	2022	2023	2024	>2024	All Years
Item Number: 439526 1 Project Description: SR 699/GULF BLVD FROM N OF 36TH AVE TO 131ST AVE *NON-SIS*								
District: 07 County: PINELLAS Type of Work: DRAINAGE IMPROVEMENTS Project Length: 6.410								
Extra Description: REESTABLISH OUTFALL BY DREDGING. EVAL.,DESIGN,CONST BACKFLOW								
PRELIMINARY ENGINEERING / MANAGED BY FDOT LRTP Reference: Objective 4.2								
DDR -DISTRICT DEDICATED REVENUE	524,105	0	0	0	0	0	0	524,105
DIH -STATE IN-HOUSE PRODUCT SUPPORT	4,999	0	0	0	0	0	0	4,999
DS -STATE PRIMARY HIGHWAYS & PTO	20,380	0	0	0	0	0	0	20,380
CONSTRUCTION / MANAGED BY FDOT								
DDR -DISTRICT DEDICATED REVENUE	0	0	1,243,953	0	0	0	0	1,243,953
DIH -STATE IN-HOUSE PRODUCT SUPPORT	0	0	17,278	0	0	0	0	17,278
ENVIRONMENTAL / MANAGED BY FDOT								
DS -STATE PRIMARY HIGHWAYS & PTO	15,000	0	0	0	0	0	0	15,000
Item 439526 1 Totals:	564,484	0	1,261,231	0	0	0	0	1,825,715
Project Total:	564,484	0	1,261,231	0	0	0	0	1,825,715
Fund	<2020	2020	2021	2022	2023	2024	>2024	All Years
Item Number: 439548 1 Project Description: SR 55/US 19 OVER SR 688/ULMERTON RD AT BRIDGE #150204 *SIS*								
District: 07 County: PINELLAS Type of Work: BRIDGE-REPAIR/REHABILITATION Project Length: .103								
Extra Description: RESTORE SPALL AREA, EPOXY CRACK INJECTION								
PRELIMINARY ENGINEERING / MANAGED BY FDOT LRTP Reference: Objective 4.2								
BRRP -STATE BRIDGE REPAIR & REHAB	0	0	0	100,000	0	0	0	100,000
DIH -STATE IN-HOUSE PRODUCT SUPPORT	0	0	0	1,000	0	0	0	1,000
CONSTRUCTION / MANAGED BY FDOT								
BRRP -STATE BRIDGE REPAIR & REHAB	0	0	0	0	1,050,780	0	0	1,050,780
DIH -STATE IN-HOUSE PRODUCT SUPPORT	0	0	0	0	14,329	0	0	14,329
Item 439548 1 Totals:	0	0	0	101,000	1,065,109	0	0	1,166,109
Project Total:	0	0	0	101,000	1,065,109	0	0	1,166,109

Fund	<2020	2020	2021	2022	2023	2024	>2024	All Years
Item Number: 439553 1 Project Description: I-275 SUNSHINE SKYWAY BRIDGE #150189 OVER TAMPA BAY *SIS*								
District: 07 County: PINELLAS Type of Work: BRIDGE-REPAIR/REHABILITATION Project Length: 4.143								
Extra Description: DOLPHIN REHAB AND CABLE STAY PAINT, CLEANING AND CLEAR COAT								
PRELIMINARY ENGINEERING / MANAGED BY FDOT L RTP Reference: Objective 4.2								
DSB1 -SKYWAY	0	301,000	0	0	0	0	0	301,000
CONSTRUCTION / MANAGED BY FDOT								
DSB1 -SKYWAY	0	0	6,453,837	0	0	0	0	6,453,837
Item 439553 1 Totals:	0	301,000	6,453,837	0	0	0	0	6,754,837
Project Total:	0	301,000	6,453,837	0	0	0	0	6,754,837

Fund	<2020	2020	2021	2022	2023	2024	>2024	All Years
Item Number: 439565 1 Project Description: MOVEABLE BRIDGE REPAIR PINELLAS COUNTY VARIOUS LOCATIONS *NON-SIS*								
District: 07 County: PINELLAS Type of Work: BRIDGE-REPAIR/REHABILITATION Project Length: .163								
Extra Description: #150253, 150254								
PRELIMINARY ENGINEERING / MANAGED BY FDOT L RTP Reference: Objective 4.2								
BRRP -STATE BRIDGE REPAIR & REHAB	0	300,000	0	0	0	0	0	300,000
DIH -STATE IN-HOUSE PRODUCT SUPPORT	0	1,000	0	0	0	0	0	1,000
CONSTRUCTION / MANAGED BY FDOT								
BRRP -STATE BRIDGE REPAIR & REHAB	0	0	5,870,642	0	0	0	0	5,870,642
DIH -STATE IN-HOUSE PRODUCT SUPPORT	0	0	79,642	0	0	0	0	79,642
Item 439565 1 Totals:	0	301,000	5,950,284	0	0	0	0	6,251,284
Project Total:	0	301,000	5,950,284	0	0	0	0	6,251,284

Fund	<2020	2020	2021	2022	2023	2024	>2024	All Years
Item Number: 439829 8 Project Description: INTERSECTION LIGHTING PINELLAS COUNTY VARIOUS LOCATIONS *SIS*								
District: 07 County: PINELLAS Type of Work: LIGHTING Project Length: 65.420								
RAILROAD & UTILITIES / MANAGED BY FDOT L RTP Reference: Objective 4.2								
ACSS -ADVANCE CONSTRUCTION (SS,HSP)	0	1,627,350	0	0	0	0	0	1,627,350
CONSTRUCTION / MANAGED BY FDOT								
ACSS -ADVANCE CONSTRUCTION (SS,HSP)	0	1,008,084	0	0	0	0	0	1,008,084
ENVIRONMENTAL / MANAGED BY FDOT								
DDR -DISTRICT DEDICATED REVENUE	12,992	0	0	0	0	0	0	12,992
DS -STATE PRIMARY HIGHWAYS & PTO	25,000	0	0	0	0	0	0	25,000
Item 439829 8 Totals:	37,992	2,635,434	0	0	0	0	0	2,673,426
Project Total:	37,992	2,635,434	0	0	0	0	0	2,673,426
Fund	<2020	2020	2021	2022	2023	2024	>2024	All Years
Item Number: 440093 2 Project Description: PINELLAS TRAIL LOOP - PH 3 FROM ULMERTON RD TO BELLEAIR RD *NON-SIS*								
District: 07 County: PINELLAS Type of Work: BIKE PATH/TRAIL Project Length: .000								
Extra Description: CONSTRUCT 12' TRAIL								
CONSTRUCTION / MANAGED BY FDOT L RTP Reference: Objective 2.3								
SU -STP, URBAN AREAS > 200K	0	0	0	0	0	6,100,571	0	6,100,571
Item 440093 2 Totals:	0	0	0	0	0	6,100,571	0	6,100,571
Fund	<2020	2020	2021	2022	2023	2024	>2024	All Years
Item Number: 440093 3 Project Description: PINELLAS TRAIL LOOP - PH 4 FROM 126TH AVE N TO ULMERTON RD *NON-SIS*								
District: 07 County: PINELLAS Type of Work: BIKE PATH/TRAIL Project Length: .000								
Extra Description: CONSTRUCT 12' TRAIL								
PRELIMINARY ENGINEERING / RESPONSIBLE AGENCY NOT AVAILABLE L RTP Reference: Objective 2.3								
TLWR -2015 SB2514A-TRAIL NETWORK	0	0	0	293,627	0	0	0	293,627
CONSTRUCTION / RESPONSIBLE AGENCY NOT AVAILABLE								
TLWR -2015 SB2514A-TRAIL NETWORK	0	0	0	0	0	1,468,133	0	1,468,133
Item 440093 3 Totals:	0	0	0	293,627	0	1,468,133	0	1,761,760
Project Total:	0	0	0	293,627	0	7,568,704	0	7,862,331

Fund	<2020	2020	2021	2022	2023	2024	>2024	All Years
Item Number: 440244 1 Project Description: SR679/PINELLAS BAYWAY FM N OF BRIDGE 150243 TO N OF MADEIRA CIR *NON-SIS*								
District: 07 County: PINELLAS Type of Work: RESURFACING Project Length: 2.712								
Extra Description: 4 LANES MOVE TO SEG 1 AFTER 7/1/19								
PRELIMINARY ENGINEERING / MANAGED BY FDOT LRTP Reference: Objective 4.2								
DDR -DISTRICT DEDICATED REVENUE	0	1,416,851	0	0	0	0	0	1,416,851
DIH -STATE IN-HOUSE PRODUCT SUPPORT	1,000	0	0	0	0	0	0	1,000
DS -STATE PRIMARY HIGHWAYS & PTO	4,981	0	0	0	0	0	0	4,981
CONSTRUCTION / MANAGED BY FDOT								
DSB3 -PINELLAS BAYWAY	0	0	0	5,351,231	0	0	0	5,351,231
Item 440244 1 Totals:	5,981	1,416,851	0	5,351,231	0	0	0	6,774,063
Fund	<2020	2020	2021	2022	2023	2024	>2024	All Years
Item Number: 440244 2 Project Description: SR679/PINELLAS BAYWAY FM N OF TOLL BOOTH TO N OF MADEIRA CIR. *NON-SIS*								
District: 07 County: PINELLAS Type of Work: URBAN CORRIDOR IMPROVEMENTS Project Length: 2.287								
CONSTRUCTION / MANAGED BY FDOT LRTP Reference: Objective 2.1								
DDR -DISTRICT DEDICATED REVENUE	0	0	0	396,952	0	0	0	396,952
DIH -STATE IN-HOUSE PRODUCT SUPPORT	0	0	0	5,513	0	0	0	5,513
Item 440244 2 Totals:	0	0	0	402,465	0	0	0	402,465
Project Total:	5,981	1,416,851	0	5,753,696	0	0	0	7,176,528

Fund	<2020	2020	2021	2022	2023	2024	>2024	All Years
Item Number: 440245 1 Project Description: SR 693/66TH ST N FROM S OF SR 688/ULMERTON RD TO S OF 138TH AVE N *NON-SIS*								
District: 07 County: PINELLAS Type of Work: RESURFACING Project Length: 1.391								
Extra Description: 6 LANES								
PRELIMINARY ENGINEERING / MANAGED BY FDOT L RTP Reference: Objective 4.2								
DC -STATE PRIMARY PE CONSULTANTS	1,175	0	0	0	0	0	0	1,175
DDR -DISTRICT DEDICATED REVENUE	728,255	0	0	0	0	0	0	728,255
DIH -STATE IN-HOUSE PRODUCT SUPPORT	28,113	0	0	0	0	0	0	28,113
DS -STATE PRIMARY HIGHWAYS & PTO	37,811	0	0	0	0	0	0	37,811
CONSTRUCTION / MANAGED BY FDOT								
DDR -DISTRICT DEDICATED REVENUE	0	1,076,592	0	0	0	0	0	1,076,592
DIH -STATE IN-HOUSE PRODUCT SUPPORT	0	28,720	0	0	0	0	0	28,720
DS -STATE PRIMARY HIGHWAYS & PTO	0	991,242	0	0	0	0	0	991,242
ENVIRONMENTAL / MANAGED BY FDOT								
DDR -DISTRICT DEDICATED REVENUE	10,000	0	0	0	0	0	0	10,000
Item 440245 1 Totals:	805,354	2,096,554	0	0	0	0	0	2,901,908
Project Total:	805,354	2,096,554	0	0	0	0	0	2,901,908

Fund	<2020	2020	2021	2022	2023	2024	>2024	All Years
Item Number: 440246 1 Project Description: US 19/SR55/34TH ST FROM SR 682/54TH AVE S TO 22ND AVE N *NON-SIS*								
District: 07 County: PINELLAS Type of Work: RESURFACING Project Length: 5.011								
Extra Description: 6 LANES, G/W 440246-2/3								
PRELIMINARY ENGINEERING / MANAGED BY FDOT LRTP Reference: Objective 4.2								
DDR -DISTRICT DEDICATED REVENUE	0	3,426,754	0	0	0	0	0	3,426,754
DIH -STATE IN-HOUSE PRODUCT SUPPORT	1,000	0	0	0	0	0	0	1,000
DS -STATE PRIMARY HIGHWAYS & PTO	4,802	0	0	0	0	0	0	4,802
TALT -TRANSPORTATION ALTS- ANY AREA	0	109,315	0	0	0	0	0	109,315
TALU -TRANSPORTATION ALTS- >200K	0	33,548	0	0	0	0	0	33,548
CONSTRUCTION / MANAGED BY FDOT								
DDR -DISTRICT DEDICATED REVENUE	0	0	0	13,472,812	0	0	0	13,472,812
DIH -STATE IN-HOUSE PRODUCT SUPPORT	0	0	0	187,122	0	0	0	187,122
Item 440246 1 Totals:	5,802	3,569,617	0	13,659,934	0	0	0	17,235,353
Fund	<2020	2020	2021	2022	2023	2024	>2024	All Years
Item Number: 440246 2 Project Description: US 19/SR55/34TH ST FROM SR 682/54TH AVE S TO 22ND AVE N. *NON-SIS*								
District: 07 County: PINELLAS Type of Work: URBAN CORRIDOR IMPROVEMENTS Project Length: 5.009								
Extra Description: URBAN CORRIDOR IMPROVEMENTS. G/W 440246-1/3								
CONSTRUCTION / MANAGED BY FDOT LRTP Reference: Objective 2.1								
DDR -DISTRICT DEDICATED REVENUE	0	0	0	1,514,663	0	0	0	1,514,663
DIH -STATE IN-HOUSE PRODUCT SUPPORT	0	0	0	21,037	0	0	0	21,037
Item 440246 2 Totals:	0	0	0	1,535,700	0	0	0	1,535,700

Fund	<2020	2020	2021	2022	2023	2024	>2024	All Years
Item Number: 440246 3 Project Description: US 19/SR55/34TH ST FROM SR 682/54TH AVE S TO 30TH AVE S *NON-SIS*								
District: 07 County: PINELLAS Type of Work: SIDEWALK Project Length: 1.510								
Extra Description: 8' BUFFERED SIDEWALK ON EAST SIDE OF 34TH ST								
CONSTRUCTION / MANAGED BY FDOT L RTP Reference: Objective 2.3								
DDR -DISTRICT DEDICATED REVENUE	0	0	0	551,876	0	0	0	551,876
DIH -STATE IN-HOUSE PRODUCT SUPPORT	0	0	0	7,665	0	0	0	7,665
Item 440246 3 Totals:	0	0	0	559,541	0	0	0	559,541
Project Total:	5,802	3,569,617	0	15,755,175	0	0	0	19,330,594
Fund	<2020	2020	2021	2022	2023	2024	>2024	All Years
Item Number: 440361 1 Project Description: I-275/US 19/SR 55/SR 93 FROM END OF SB ON RAMP TO END OF SB OFF RAMP *SIS*								
District: 07 County: PINELLAS Type of Work: LANDSCAPING Project Length: .137								
Extra Description: INSTALLATION OF PLANTS AND RELATED MATERIALS								
PRELIMINARY ENGINEERING / MANAGED BY FDOT L RTP Reference: Policy 1.1.10								
DIH -STATE IN-HOUSE PRODUCT SUPPORT	8,999	0	0	0	0	0	0	8,999
DS -STATE PRIMARY HIGHWAYS & PTO	419	0	0	0	0	0	0	419
DSB1 -SKYWAY	34,448	0	0	0	0	0	0	34,448
CONSTRUCTION / MANAGED BY FDOT								
DIH -STATE IN-HOUSE PRODUCT SUPPORT	0	4,111	0	0	0	0	0	4,111
DSB1 -SKYWAY	0	295,195	0	0	0	0	0	295,195
Item 440361 1 Totals:	43,866	299,306	0	0	0	0	0	343,172
Project Total:	43,866	299,306	0	0	0	0	0	343,172

Fund	<2020	2020	2021	2022	2023	2024	>2024	All Years
Item Number: 441215 1 Project Description: 71ST ST TRAIL CONNECTOR FROM PINELLAS TRAIL TO 38TH AVE N *NON-SIS*								
District: 07 County: PINELLAS Type of Work: BIKE PATH/TRAIL Project Length: .491								
Extra Description: DESIGN AND CONSTRUCT 12' MULTI-USE TRAIL ON W SIDE OF 71ST								
PRELIMINARY ENGINEERING / MANAGED BY CITY OF ST PETERSBURG LRTP Reference: Objective 2.3								
TALU -TRANSPORTATION ALTS- >200K	0	0	0	80,131	0	0	0	80,131
CONSTRUCTION / MANAGED BY CITY OF ST PETERSBURG								
TALU -TRANSPORTATION ALTS- >200K	0	0	0	0	0	768,184	0	768,184
Item 441215 1 Totals:	0	0	0	80,131	0	768,184	0	848,315
Project Total:	0	0	0	80,131	0	768,184	0	848,315
Fund	<2020	2020	2021	2022	2023	2024	>2024	All Years
Item Number: 441441 2 Project Description: ALT US 19/SR 595/N PINELLAS AVE FROM OSCAR HILL RD TO DIXIE HWY *NON-SIS*								
District: 07 County: PINELLAS Type of Work: SIDEWALK Project Length: .309								
Extra Description: 6' SIDEWALK								
PRELIMINARY ENGINEERING / MANAGED BY FDOT LRTP Reference: Objective 2.3								
DIH -STATE IN-HOUSE PRODUCT SUPPORT	1,000	0	0	0	0	0	0	1,000
DS -STATE PRIMARY HIGHWAYS & PTO	1,488	0	0	0	0	0	0	1,488
CONSTRUCTION / MANAGED BY FDOT								
DDR -DISTRICT DEDICATED REVENUE	0	1,572,703	0	0	0	0	0	1,572,703
DIH -STATE IN-HOUSE PRODUCT SUPPORT	0	21,843	0	0	0	0	0	21,843
Item 441441 2 Totals:	2,488	1,594,546	0	0	0	0	0	1,597,034
Project Total:	2,488	1,594,546	0	0	0	0	0	1,597,034

Fund	<2020	2020	2021	2022	2023	2024	>2024	All Years
Item Number: 441464 1 Project Description: I-275/SUNSHINE SKYWAY BRIDGE # 150189 OVER TAMPA BAY *SIS*								
District: 07 County: PINELLAS Type of Work: BRIDGE-REPAIR/REHABILITATION Project Length: 4.143								
Extra Description: STRUCTURAL REHAB ON BRIDGE 150189								
PRELIMINARY ENGINEERING / MANAGED BY FDOT			LRTP Reference: Objective 4.2					
DSB1 -SKYWAY	0	0	301,000	0	0	0	0	301,000
CONSTRUCTION / MANAGED BY FDOT								
DSB1 -SKYWAY	0	0	0	0	4,566,618	0	0	4,566,618
Item 441464 1 Totals:	0	0	301,000	0	4,566,618	0	0	4,867,618
Project Total:	0	0	301,000	0	4,566,618	0	0	4,867,618

Fund	<2020	2020	2021	2022	2023	2024	>2024	All Years
Item Number: 441468 1 Project Description: PINELLAS COUNTY DECK REPAIR AT VARIOUS LOCATIONS *SIS*								
District: 07 County: PINELLAS Type of Work: BRIDGE-REPAIR/REHABILITATION Project Length: 2.121								
Extra Description: BRIDGE DECK REPAIR BRIDGE #150001, 150074, 150042, 150184								
PRELIMINARY ENGINEERING / MANAGED BY FDOT			LRTP Reference: Objective 4.2					
BRRP -STATE BRIDGE REPAIR & REHAB	280,324	0	0	0	0	0	0	280,324
DIH -STATE IN-HOUSE PRODUCT SUPPORT	3,500	0	0	0	0	0	0	3,500
DS -STATE PRIMARY HIGHWAYS & PTO	342	0	0	0	0	0	0	342
CONSTRUCTION / MANAGED BY FDOT								
BRRP -STATE BRIDGE REPAIR & REHAB	0	4,080,676	0	0	0	0	0	4,080,676
DIH -STATE IN-HOUSE PRODUCT SUPPORT	0	55,832	0	0	0	0	0	55,832
Item 441468 1 Totals:	284,166	4,136,508	0	0	0	0	0	4,420,674
Project Total:	284,166	4,136,508	0	0	0	0	0	4,420,674

Fund	<2020	2020	2021	2022	2023	2024	>2024	All Years
Item Number: 441650 1 Project Description: SR 694 FROM W OF US 19/SR 55 TO E OF GRAND AVE/S FRONTAGE RD *SIS*								
District: 07 County: PINELLAS Type of Work: RESURFACING Project Length: 2.414								
Extra Description: 4 AND 6 LANES								
PRELIMINARY ENGINEERING / MANAGED BY FDOT LRTP Reference: Objective 4.2								
DIH -STATE IN-HOUSE PRODUCT SUPPORT	7,000	0	0	0	0	0	0	7,000
DS -STATE PRIMARY HIGHWAYS & PTO	1,454,563	0	0	0	0	0	0	1,454,563
CONSTRUCTION / MANAGED BY FDOT								
DDR -DISTRICT DEDICATED REVENUE	0	0	0	0	4,313,526	0	0	4,313,526
DIH -STATE IN-HOUSE PRODUCT SUPPORT	0	0	0	0	39,103	0	0	39,103
ENVIRONMENTAL / MANAGED BY FDOT								
DS -STATE PRIMARY HIGHWAYS & PTO	0	20,000	0	0	0	0	0	20,000
Item 441650 1 Totals:	1,461,563	20,000	0	0	4,352,629	0	0	5,834,192
Project Total:	1,461,563	20,000	0	0	4,352,629	0	0	5,834,192

Fund	<2020	2020	2021	2022	2023	2024	>2024	All Years
Item Number: 441652 1 Project Description: SR 682/PINELLAS BAYWAY FROM E OF SR 679 TO E OF 41ST ST S *NON-SIS*								
District: 07 County: PINELLAS Type of Work: RESURFACING Project Length: 1.928								
Extra Description: 4 LANES								
PRELIMINARY ENGINEERING / MANAGED BY FDOT LRTP Reference: Objective 4.2								
DIH -STATE IN-HOUSE PRODUCT SUPPORT	0	1,000	0	0	0	0	0	1,000
DS -STATE PRIMARY HIGHWAYS & PTO	0	878,868	0	0	0	0	0	878,868
CONSTRUCTION / MANAGED BY FDOT								
DSB3 -PINELLAS BAYWAY	0	0	0	3,442,217	0	0	0	3,442,217
Item 441652 1 Totals:	0	879,868	0	3,442,217	0	0	0	4,322,085
Project Total:	0	879,868	0	3,442,217	0	0	0	4,322,085

Fund	<2020	2020	2021	2022	2023	2024	>2024	All Years
Item Number: 441657 1 Project Description: SR 586/CURLEW RD FROM E OF TALLEY DR/69TH ST TO SR 584/TAMPA RD *NON-SIS*								
District: 07 County: PINELLAS Type of Work: RESURFACING Project Length: 2.442								
Extra Description: 6 LANES								
PRELIMINARY ENGINEERING / MANAGED BY FDOT L RTP Reference: Objective 4.2								
DDR -DISTRICT DEDICATED REVENUE	0	1,111,293	0	0	0	0	0	1,111,293
DIH -STATE IN-HOUSE PRODUCT SUPPORT	1,000	0	0	0	0	0	0	1,000
DS -STATE PRIMARY HIGHWAYS & PTO	1,621	0	0	0	0	0	0	1,621
CONSTRUCTION / MANAGED BY FDOT								
DDR -DISTRICT DEDICATED REVENUE	0	0	0	6,081,560	0	0	0	6,081,560
DIH -STATE IN-HOUSE PRODUCT SUPPORT	0	0	0	84,466	0	0	0	84,466
Item 441657 1 Totals:	2,621	1,111,293	0	6,166,026	0	0	0	7,279,940
Fund	<2020	2020	2021	2022	2023	2024	>2024	All Years
Item Number: 441657 2 Project Description: SR 586/CURLEW RD FROM E OF TALLEY DR/69TH ST TO SR 584/TAMPA RD. *NON-SIS*								
District: 07 County: PINELLAS Type of Work: URBAN CORRIDOR IMPROVEMENTS Project Length: 2.481								
CONSTRUCTION / MANAGED BY FDOT L RTP Reference: Objective 2.1								
DDR -DISTRICT DEDICATED REVENUE	0	0	0	474,713	0	0	0	474,713
DIH -STATE IN-HOUSE PRODUCT SUPPORT	0	0	0	6,593	0	0	0	6,593
Item 441657 2 Totals:	0	0	0	481,306	0	0	0	481,306
Project Total:	2,621	1,111,293	0	6,647,332	0	0	0	7,761,246

Fund	<2020	2020	2021	2022	2023	2024	>2024	All Years
Item Number: 442955 1 Project Description: 42ND AVE N FROM 46TH ST N TO 35TH ST N *NON-SIS*								
District: 07 County: PINELLAS Type of Work: SIDEWALK Project Length: .876								
Extra Description: 5-6' SIDEWALK ON S SIDE OF 42ND.								
CONSTRUCTION / MANAGED BY FDOT L RTP Reference: Objective 2.3								
LF -LOCAL FUNDS	0	0	0	0	1,113,335	0	0	1,113,335
TALT -TRANSPORTATION ALTS- ANY AREA	0	0	0	0	1,019,530	0	0	1,019,530
Item 442955 1 Totals:	0	0	0	0	2,132,865	0	0	2,132,865
Project Total:	0	0	0	0	2,132,865	0	0	2,132,865
Fund	<2020	2020	2021	2022	2023	2024	>2024	All Years
Item Number: 443353 1 Project Description: I-275 SKYWAY BRIDGE FROM SOUTHERN END TO NORTHERN END *SIS*								
District: 07 County: PINELLAS Type of Work: ITS SURVEILLANCE SYSTEM Project Length: 4.143								
Extra Description: INSTALLATION OF ITS COMPONENTS TO DETECT STOPPED VEHICLES								
PRELIMINARY ENGINEERING / MANAGED BY FDOT L RTP Reference: Objective 4.1								
DIH -STATE IN-HOUSE PRODUCT SUPPORT	0	1,000	0	0	0	0	0	1,000
CONSTRUCTION / MANAGED BY FDOT								
DIH -STATE IN-HOUSE PRODUCT SUPPORT	0	4,275	0	0	0	0	0	4,275
DITS -STATEWIDE ITS - STATE 100%.	0	284,999	0	0	0	0	0	284,999
Item 443353 1 Totals:	0	290,274	0	0	0	0	0	290,274
Project Total:	0	290,274	0	0	0	0	0	290,274
Fund	<2020	2020	2021	2022	2023	2024	>2024	All Years
Item Number: 443581 1 Project Description: NORTH SHORE ELEMENTARY VARIOUS LOCATIONS - SAFE ROUTES TO SCHOOL *NON-								
District: 07 County: PINELLAS Type of Work: SIDEWALK Project Length: .000								
Extra Description: 34TH, POPLAR, 26TH, 37TH ,38TH, OAK, LOCUST, CIRCLE, 1ST								
PRELIMINARY ENGINEERING / MANAGED BY CITY OF ST PETERSBURG L RTP Reference: Objective 2.3								
SR2T -SAFE ROUTES - TRANSFER	0	0	0	0	488,692	0	0	488,692
Item 443581 1 Totals:	0	0	0	0	488,692	0	0	488,692
Project Total:	0	0	0	0	488,692	0	0	488,692

Fund	<2020	2020	2021	2022	2023	2024	>2024	All Years
Item Number: 443600 1 Project Description: 40TH AVENUE NE OVER PLACIDO BAYOU *NON-SIS* Amended 3/11/2020 see page 3-66								
District: 07 County: PINELLAS Type of Work: BRIDGE REPLACEMENT Project Length: .152								
Extra Description: BRIDGE REPLACEMENT #157154								
PRELIMINARY ENGINEERING / MANAGED BY FDOT L RTP Reference: Objective 4.2								
ACBR -ADVANCE CONSTRUCTION (BRT)	0	0	0	384,707	0	0	0	384,707
LF -LOCAL FUNDS	0	0	0	127,902	0	0	0	127,902
CONSTRUCTION / MANAGED BY FDOT								
ACBR -ADVANCE CONSTRUCTION (BRT)	0	0	0	0	0	3,452,810	0	3,452,810
LF -LOCAL FUNDS	0	0	0	0	0	2,891,736	0	2,891,736
Item 443600 1 Totals:	0	0	0	512,609	0	6,344,546	0	6,857,155
Project Total:	0	0	0	512,609	0	6,344,546	0	6,857,155

Fund	<2020	2020	2021	2022	2023	2024	>2024	All Years
Item Number: 443833 1 Project Description: PINELLAS COUNTY BEARING PAD REPAIRS VARIOUS LOCATIONS *SIS*								
District: 07 County: PINELLAS Type of Work: BRIDGE-REPAIR/REHABILITATION Project Length: 8.913								
Extra Description: 150043, 150055, 150203, 150204, 150226, 150241, 150243								
PRELIMINARY ENGINEERING / MANAGED BY FDOT L RTP Reference: Objective 4.2								
BRRP -STATE BRIDGE REPAIR & REHAB	362,697	0	0	0	0	0	0	362,697
DIH -STATE IN-HOUSE PRODUCT SUPPORT	1,000	0	0	0	0	0	0	1,000
CONSTRUCTION / MANAGED BY FDOT								
BRRP -STATE BRIDGE REPAIR & REHAB	0	876,770	0	0	0	0	0	876,770
DIH -STATE IN-HOUSE PRODUCT SUPPORT	0	11,743	0	0	0	0	0	11,743
Item 443833 1 Totals:	363,697	888,513	0	0	0	0	0	1,252,210
Project Total:	363,697	888,513	0	0	0	0	0	1,252,210

Fund	<2020	2020	2021	2022	2023	2024	>2024	All Years
Item Number: 443836 1 Project Description: PINELLAS COUNTY SUBSTRUCTURE REPAIR VARIOUS LOCATIONS *NON-SIS*								
District: 07 County: PINELLAS Type of Work: BRIDGE-REPAIR/REHABILITATION Project Length: .989								
Extra Description: 150138, 150202, 150203, 150223								
PRELIMINARY ENGINEERING / MANAGED BY FDOT L RTP Reference: Objective 4.2								
BRRP -STATE BRIDGE REPAIR & REHAB	0	0	0	250,000	0	0	0	250,000
DIH -STATE IN-HOUSE PRODUCT SUPPORT	0	0	0	1,000	0	0	0	1,000
CONSTRUCTION / MANAGED BY FDOT								
BRRP -STATE BRIDGE REPAIR & REHAB	0	0	0	0	2,459,856	0	0	2,459,856
DIH -STATE IN-HOUSE PRODUCT SUPPORT	0	0	0	0	32,944	0	0	32,944
Item 443836 1 Totals:	0	0	0	251,000	2,492,800	0	0	2,743,800
Project Total:	0	0	0	251,000	2,492,800	0	0	2,743,800

Fund	<2020	2020	2021	2022	2023	2024	>2024	All Years
Item Number: 443842 1 Project Description: I-275 SB OVER 31ST ST S BRIDGE # 150149 *SIS*								
District: 07 County: PINELLAS Type of Work: BRIDGE-REPAIR/REHABILITATION Project Length: .102								
Extra Description: BRIDGE COATING								
PRELIMINARY ENGINEERING / MANAGED BY FDOT L RTP Reference: Objective 4.2								
BRRP -STATE BRIDGE REPAIR & REHAB	0	0	0	0	125,000	0	0	125,000
DIH -STATE IN-HOUSE PRODUCT SUPPORT	0	0	0	0	1,000	0	0	1,000
CONSTRUCTION / MANAGED BY FDOT								
BRRP -STATE BRIDGE REPAIR & REHAB	0	0	0	0	0	4,758,062	0	4,758,062
DIH -STATE IN-HOUSE PRODUCT SUPPORT	0	0	0	0	0	63,724	0	63,724
Item 443842 1 Totals:	0	0	0	0	126,000	4,821,786	0	4,947,786
Project Total:	0	0	0	0	126,000	4,821,786	0	4,947,786

Fund	<2020	2020	2021	2022	2023	2024	>2024	All Years
Item Number: 443928 1 Project Description: ST PETERSBURG DR E FROM S BAYVIEW BLVD TO DARTMOUTH AVE *NON-SIS*								
District: 07 County: PINELLAS Type of Work: URBAN CORRIDOR IMPROVEMENTS Project Length: .500								
Extra Description: COMPLETE STREETS								
CONSTRUCTION / MANAGED BY FDOT L RTP Reference: Objective 2.1								
LF -LOCAL FUNDS	0	0	0	0	0	3,179,767	0	3,179,767
SU -STP, URBAN AREAS > 200K	0	0	0	0	0	1,000,000	0	1,000,000
Item 443928 1 Totals:	0	0	0	0	0	4,179,767	0	4,179,767
Project Total:	0	0	0	0	0	4,179,767	0	4,179,767

Fund	<2020	2020	2021	2022	2023	2024	>2024	All Years
Item Number: 443929 1 Project Description: ROSERY RD FROM MISSOURI AVE TO EAGLE LAKE PARK *NON-SIS*								
District: 07 County: PINELLAS Type of Work: URBAN CORRIDOR IMPROVEMENTS Project Length: 1.520								
Extra Description: COMPLETE STREETS								
CONSTRUCTION / MANAGED BY FDOT L RTP Reference: Objective 2.1								
LF -LOCAL FUNDS	0	0	0	0	0	8,189,158	0	8,189,158
SU -STP, URBAN AREAS > 200K	0	0	0	0	0	1,000,000	0	1,000,000
Item 443929 1 Totals:	0	0	0	0	0	9,189,158	0	9,189,158
Project Total:	0	0	0	0	0	9,189,158	0	9,189,158

Fund	<2020	2020	2021	2022	2023	2024	>2024	All Years
Item Number: 444052 1 Project Description: US 19 FRONTAGE ROADS FROM S 49TH ST N TO N OF SR 580 *NON-SIS*								
District: 07 County: PINELLAS Type of Work: TRAFFIC ENGINEERING STUDY Project Length: 19.246								
Extra Description: STUDY TO IMPROVE ACCESS SAFETY AND TRAFFIC CIRCULATION								
PLANNING / MANAGED BY FDOT L RTP Reference: Objective 4.1								
DDR -DISTRICT DEDICATED REVENUE	0	800,000	0	0	0	0	0	800,000
Item 444052 1 Totals:	0	800,000	0	0	0	0	0	800,000
Project Total:	0	800,000	0	0	0	0	0	800,000

Fund	<2020	2020	2021	2022	2023	2024	>2024	All Years
Item Number: 444064 1 Project Description: SR 580/MAIN ST FROM ALT US 19/SR595/BROADWAY TO TAMPA RD *NON-SIS*								
District: 07 County: PINELLAS Type of Work: CORRIDOR/SUBAREA PLANNING Project Length: 8.503								
PLANNING / MANAGED BY FDOT L RTP Reference: Objective 4.1								
DDR -DISTRICT DEDICATED REVENUE	0	500,000	0	0	0	0	0	500,000
Item 444064 1 Totals:	0	500,000	0	0	0	0	0	500,000
Project Total:	0	500,000	0	0	0	0	0	500,000

Fund	<2020	2020	2021	2022	2023	2024	>2024	All Years
Item Number: 444332 1 Project Description: ST PETERSBURG GREATER DOWNTOWN AREA NETWORK ANALYSIS *NON-SIS*								
District: 07 County: PINELLAS Type of Work: TRAFFIC ENGINEERING STUDY Project Length: .029								
Extra Description: STUDY TRAFFIC CIRCULATION								
PLANNING / MANAGED BY FDOT L RTP Reference: Objective 4.1								
DDR -DISTRICT DEDICATED REVENUE	0	300,000	0	0	0	0	0	300,000
LF -LOCAL FUNDS	0	100,000	0	0	0	0	0	100,000
Item 444332 1 Totals:	0	400,000	0	0	0	0	0	400,000
Project Total:	0	400,000	0	0	0	0	0	400,000

Fund	<2020	2020	2021	2022	2023	2024	>2024	All Years
Item Number: 444422 1 Project Description: I-175/SR 594 FR W END OF BROOKER CREEK BRIDGE TO W END OF BRIDGE #168 *SIS*								
District: 07 County: PINELLAS Type of Work: LANDSCAPING Project Length: .478								
Extra Description: INSTALLATION OF PLANTS AND RELATED MATERIALS								
CONSTRUCTION / MANAGED BY FDOT L RTP Reference: Policy 1.1.10								
DDR -DISTRICT DEDICATED REVENUE	0	899,985	0	0	0	0	0	899,985
DIH -STATE IN-HOUSE PRODUCT SUPPORT	0	13,500	0	0	0	0	0	13,500
DS -STATE PRIMARY HIGHWAYS & PTO	0	71,999	0	0	0	0	0	71,999
Item 444422 1 Totals:	0	985,484	0	0	0	0	0	985,484
Project Total:	0	985,484	0	0	0	0	0	985,484

Fund	<2020	2020	2021	2022	2023	2024	>2024	All Years
Item Number: 444423 1 Project Description: I-375/SR 595 FR E END OF 5TH AVE N BR #128 TO W END OF CSX/4TH BR #158 *SIS*								
District: 07 County: PINELLAS Type of Work: LANDSCAPING Project Length: .139								
Extra Description: INSTALLATION OF PLANTS AND RELATED MATERIALS								
PRELIMINARY ENGINEERING / MANAGED BY FDOT LRTP Reference: Policy 1.1.10								
DDR -DISTRICT DEDICATED REVENUE	84,949	0	0	0	0	0	0	84,949
CONSTRUCTION / MANAGED BY FDOT								
DDR -DISTRICT DEDICATED REVENUE	0	699,989	0	0	0	0	0	699,989
DIH -STATE IN-HOUSE PRODUCT SUPPORT	0	10,500	0	0	0	0	0	10,500
DS -STATE PRIMARY HIGHWAYS & PTO	0	55,999	0	0	0	0	0	55,999
Item 444423 1 Totals:	84,949	766,488	0	0	0	0	0	851,437
Project Total:	84,949	766,488	0	0	0	0	0	851,437

Fund	<2020	2020	2021	2022	2023	2024	>2024	All Years
Item Number: 444424 1 Project Description: US 19/SR 55 FROM CYPRESS ST TO PINELLAS TRAIL *SIS*								
District: 07 County: PINELLAS Type of Work: LANDSCAPING Project Length: .500								
Extra Description: INSTALLATION OF PLANTS AND RELATED MATERIALS								
CONSTRUCTION / MANAGED BY FDOT LRTP Reference: Policy 1.1.10								
DDR -DISTRICT DEDICATED REVENUE	0	749,988	0	0	0	0	0	749,988
DIH -STATE IN-HOUSE PRODUCT SUPPORT	0	11,250	0	0	0	0	0	11,250
DS -STATE PRIMARY HIGHWAYS & PTO	0	59,999	0	0	0	0	0	59,999
Item 444424 1 Totals:	0	821,237	0	0	0	0	0	821,237
Project Total:	0	821,237	0	0	0	0	0	821,237

Fund	<2020	2020	2021	2022	2023	2024	>2024	All Years
TRANSPORTATION PLANNING								
Item Number: 438747 2 Project Description: PINELLAS COUNTY MODEL STUDIES *NON-SIS*								
District: 07 County: PINELLAS Type of Work: PLANNING MODELS/DATA UPDATE Project Length: .000								
Extra Description: CONDUCT SURVEYS TO UPDATE PLANNING MODELS/DATA								
PLANNING / MANAGED BY FDOT L RTP Reference: Policy 1.1.7								
D -UNRESTRICTED STATE PRIMARY	444,000	148,000	148,000	148,000	148,000	148,000	0	1,184,000
DU -STATE PRIMARY/FEDERAL REIMB	162,312	0	0	0	0	0	0	162,312
SU -STP, URBAN AREAS > 200K	444,000	0	0	148,000	148,000	148,000	0	888,000
Item 438747 2 Totals:	1,050,312	148,000	148,000	296,000	296,000	296,000	0	2,234,312
Project Total:	1,050,312	148,000	148,000	296,000	296,000	296,000	0	2,234,312

Fund	<2020	2020	2021	2022	2023	2024	>2024	All Years
Item Number: 439338 2 Project Description: PINELLAS COUNTY FY 2018/2019-2019/2020 UPWP *NON-SIS*								
District: 07 County: PINELLAS Type of Work: TRANSPORTATION PLANNING Project Length: .000								
PLANNING / RESPONSIBLE AGENCY NOT AVAILABLE L RTP Reference: Objective 1.1								
PL -METRO PLAN (85% FA; 15% OTHER)	1,010,208	1,614,350	0	0	0	0	0	2,624,558
SU -STP, URBAN AREAS > 200K	474,508	357,018	0	0	0	0	0	831,526
Item 439338 2 Totals:	1,484,716	1,971,368	0	0	0	0	0	3,456,084

Fund	<2020	2020	2021	2022	2023	2024	>2024	All Years
Item Number: 439338 3 Project Description: PINELLAS COUNTY FY 2020/2021-2021/2022 UPWP *NON-SIS*								
District: 07 County: PINELLAS Type of Work: TRANSPORTATION PLANNING Project Length: .000								
PLANNING / RESPONSIBLE AGENCY NOT AVAILABLE L RTP Reference: Objective 1.1								
PL -METRO PLAN (85% FA; 15% OTHER)	0	0	1,022,963	1,022,963	0	0	0	2,045,926
SU -STP, URBAN AREAS > 200K	0	0	350,000	500,000	0	0	0	850,000
Item 439338 3 Totals:	0	0	1,372,963	1,522,963	0	0	0	2,895,926

Fund	<2020	2020	2021	2022	2023	2024	>2024	All Years
Item Number: 439338 4 Project Description: PINELLAS COUNTY FY 2022/2023-2023/2024 UPWP *NON-SIS*								
District: 07 County: PINELLAS Type of Work: TRANSPORTATION PLANNING Project Length: .000								
PLANNING / RESPONSIBLE AGENCY NOT AVAILABLE L RTP Reference: Objective 1.1								
PL -METRO PLAN (85% FA; 15% OTHER)	0	0	0	0	1,022,963	0	0	1,022,963
SU -STP, URBAN AREAS > 200K	0	0	0	0	600,000	600,000	0	1,200,000
Item 439338 4 Totals:	0	0	0	0	1,622,963	600,000	0	2,222,963
Project Total:	1,484,716	1,379,981	1,372,963	1,522,963	1,622,963	600,000	0	7,983,586

Fund	<2020	2020	2021	2022	2023	2024	>2024	All Years
MAINTENANCE								
Item Number: 400575 1 Project Description: PINELLAS CO (15) *NON-SIS*								
District: 07 County: PINELLAS Type of Work: ROUTINE MAINTENANCE Project Length: .000								
BRDG/RDWY/CONTRACT MAINT / MANAGED BY FDOT L RTP Reference: Objective 4.2								
D -UNRESTRICTED STATE PRIMARY	69,991,793	2,190,000	2,190,000	2,190,000	2,190,000	2,190,000	0	80,941,793
Item 400575 1 Totals:	69,991,793	2,190,000	2,190,000	2,190,000	2,190,000	2,190,000	0	80,941,793
Project Total:	69,991,793	2,190,000	2,190,000	2,190,000	2,190,000	2,190,000	0	80,941,793

Fund	<2020	2020	2021	2022	2023	2024	>2024	All Years
Item Number: 401072 1 Project Description: PINELLAS CO (15) BAYWAY *NON-SIS*								
District: 07 County: PINELLAS Type of Work: ROUTINE MAINTENANCE Project Length: .000								
BRDG/RDWY/CONTRACT MAINT / MANAGED BY FDOT L RTP Reference: Objective 4.2								
TM03 -PINELLAS BAYWAY	852,905	20,000	20,000	20,000	20,000	20,000	0	952,905
Item 401072 1 Totals:	852,905	20,000	20,000	20,000	20,000	20,000	0	952,905
Project Total:	852,905	20,000	20,000	20,000	20,000	20,000	0	952,905

Fund	<2020	2020	2021	2022	2023	2024	>2024	All Years
Item Number: 401073 1 Project Description: PINELLAS CO (15) SKYWAY *NON-SIS*								
District: 07 County: PINELLAS Type of Work: ROUTINE MAINTENANCE Project Length: .000								
BRDG/RDWY/CONTRACT MAINT / MANAGED BY FDOT L RTP Reference: Objective 4.1								
D -UNRESTRICTED STATE PRIMARY	0	0	0	0	125,000	125,000	0	250,000
TM01 -SUNSHINE SKYWAY	2,212,813	120,000	120,000	125,000	0	0	0	2,577,813
Item 401073 1 Totals:	2,212,813	120,000	120,000	125,000	125,000	125,000	0	2,827,813
Project Total:	2,212,813	120,000	120,000	125,000	125,000	125,000	0	2,827,813

Fund	<2020	2020	2021	2022	2023	2024	>2024	All Years
Item Number: 401693 1 Project Description: PINELLAS CO (15) *SIS*								
District: 07 County: PINELLAS Type of Work: ROUTINE MAINTENANCE Project Length: .000								
BRDG/RDWY/CONTRACT MAINT / MANAGED BY FDOT L RTP Reference: Objective 4.1								
D -UNRESTRICTED STATE PRIMARY	2,724,822	40,000	40,000	40,000	40,000	40,000	0	2,924,822
Item 401693 1 Totals:	2,724,822	40,000	40,000	40,000	40,000	40,000	0	2,924,822
Project Total:	2,724,822	40,000	40,000	40,000	40,000	40,000	0	2,924,822

Fund	<2020	2020	2021	2022	2023	2024	>2024	All Years
Item Number: 416810 1 Project Description: PINELLAS BAYWAY TOLL FACILITIES MAINTENANCE *SIS*								
District: 07 County: PINELLAS Type of Work: TOLL PLAZA Project Length: .000								
BRDG/RDWY/CONTRACT MAINT / MANAGED BY FDOT L RTP Reference: Objective 4.1								
TM03 -PINELLAS BAYWAY	1,426,702	57,143	57,143	57,143	57,143	57,143	285,715	1,998,132
Item 416810 1 Totals:	1,426,702	57,143	57,143	57,143	57,143	57,143	285,715	1,998,132
Project Total:	1,426,702	57,143	57,143	57,143	57,143	57,143	285,715	1,998,132

Fund	<2020	2020	2021	2022	2023	2024	>2024	All Years
Item Number: 432895 1 Project Description: ASSET MAINTENANCE PINELLAS COUNTY *NON-SIS*								
District: 07 County: PINELLAS Type of Work: ROUTINE MAINTENANCE Project Length: .000								
BRDG/RDWAY/CONTRACT MAINT / MANAGED BY FDOT L RTP Reference: Objective 4.1								
D -UNRESTRICTED STATE PRIMARY	22,621,642	4,699,544	4,849,772	4,800,000	4,800,000	4,800,000	0	46,570,958
TM03 -PINELLAS BAYWAY	1,015,392	184,621	92,310	200,000	200,000	200,000	0	1,892,323
Item 432895 1 Totals:	23,637,034	4,884,165	4,942,082	5,000,000	5,000,000	5,000,000	0	48,463,281
Project Total:	23,637,034	4,884,165	4,942,082	5,000,000	5,000,000	5,000,000	0	48,463,281

Fund	<2020	2020	2021	2022	2023	2024	>2024	All Years
Item Number: 444733 1 Project Description: PINELLAS OPERATIONS CENTER - CEILING GRID & TILE REPAIRS/REPLACEMENTS *NON-								
District: 07 County: PINELLAS Type of Work: FIXED CAPITAL OUTLAY Project Length: .000								
BRDG/RDWAY/CONTRACT MAINT / MANAGED BY FDOT L RTP Reference: Objective 4.1								
D -UNRESTRICTED STATE PRIMARY	0	25,000	0	0	0	0	0	25,000
Item 444733 1 Totals:	0	25,000	0	0	0	0	0	25,000
Project Total:	0	25,000	0	0	0	0	0	25,000

Fund	<2020	2020	2021	2022	2023	2024	>2024	All Years
Item Number: 444734 1 Project Description: PINELLAS OPERATIONS CENTER - EXTERIOR LIGHTING UPGRADES TO LED *NON-SIS*								
District: 07 County: PINELLAS Type of Work: FIXED CAPITAL OUTLAY Project Length: .000								
BRDG/RDWAY/CONTRACT MAINT / MANAGED BY FDOT L RTP Reference: Objective 4.1								
D -UNRESTRICTED STATE PRIMARY	0	50,000	0	0	0	0	0	50,000
Item 444734 1 Totals:	0	50,000	0	0	0	0	0	50,000
Project Total:	0	50,000	0	0	0	0	0	50,000

Fund	<2020	2020	2021	2022	2023	2024	>2024	All Years
Item Number: 444735 1 Project Description: PINELLAS OPERATIONS CENTER - FLOORING REPLACEMENT *NON-SIS*								
District: 07 County: PINELLAS Type of Work: FIXED CAPITAL OUTLAY Project Length: .000								
BRDG/RDWDY/CONTRACT MAINT / MANAGED BY FDOT L RTP Reference: Objective 4.2								
D -UNRESTRICTED STATE PRIMARY	0	45,000	0	0	0	0	0	45,000
Item 444735 1 Totals:	0	45,000	0	0	0	0	0	45,000
Project Total:	0	45,000	0	0	0	0	0	45,000

Fund	<2020	2020	2021	2022	2023	2024	>2024	All Years
Item Number: 444736 1 Project Description: PINELLAS OPERTAIONS CENTER - WALL REPAIR/PAINTING - INTERIOR *NON-SIS*								
District: 07 County: PINELLAS Type of Work: FIXED CAPITAL OUTLAY Project Length: .000								
BRDG/RDWDY/CONTRACT MAINT / MANAGED BY FDOT L RTP Reference: Objective 4.2								
D -UNRESTRICTED STATE PRIMARY	0	25,000	0	0	0	0	0	25,000
Item 444736 1 Totals:	0	25,000	0	0	0	0	0	25,000
Project Total:	0	25,000	0	0	0	0	0	25,000

Fund	<2020	2020	2021	2022	2023	2024	>2024	All Years
FLP: AVIATION								
Item Number: 436794 1 Project Description: ST PETE-CLEARWATER INTERNATIONAL AIRPORT - APRON EXPANSION SEPARATION								
District: 07 County: PINELLAS Type of Work: AVIATION PRESERVATION PROJECT Project Length: .000								
Extra Description: FREIGHT AND PASSENGER								
CAPITAL / RESPONSIBLE AGENCY NOT AVAILABLE L RTP Reference: Objective 2.4								
GMR -GROWTH MANAGEMENT FOR SIS	0	4,500,000	0	0	0	0	0	4,500,000
LF -LOCAL FUNDS	0	4,500,000	0	0	0	0	0	4,500,000
Item 436794 1 Totals:	0	9,000,000	0	0	0	0	0	9,000,000
Project Total:	0	9,000,000	0	0	0	0	0	9,000,000

Fund	<2020	2020	2021	2022	2023	2024	>2024	All Years
Item Number: 436796 1 Project Description: ALBERT WHITTED AIRPORT - DESIGN OF RUNWAY 18/36 AND STUB CONNECTORS *NON-								
District: 07 County: PINELLAS Type of Work: AVIATION REVENUE/OPERATIONAL Project Length: .000								
CAPITAL / RESPONSIBLE AGENCY NOT AVAILABLE L RTP Reference: Objective 2.4								
DPTO -STATE - PTO	0	20,000	0	0	0	0	0	20,000
FAA -FEDERAL AVIATION ADMIN	0	225,000	0	0	0	0	0	225,000
LF -LOCAL FUNDS	0	5,000	0	0	0	0	0	5,000
Item 436796 1 Totals:	0	250,000	0	0	0	0	0	250,000
Project Total:	0	250,000	0	0	0	0	0	250,000

Fund	<2020	2020	2021	2022	2023	2024	>2024	All Years
Item Number: 436797 1 Project Description: ALBERT WHITTED AIRPORT - DESIGN OF PAPI AND REILS FOR RUNWAY 18/36 *NON-SIS*								
District: 07 County: PINELLAS Type of Work: AVIATION PRESERVATION PROJECT Project Length: .000								
CAPITAL / RESPONSIBLE AGENCY NOT AVAILABLE L RTP Reference: Objective 2.4								
DPTO -STATE - PTO	0	1,600	0	0	0	0	0	1,600
FAA -FEDERAL AVIATION ADMIN	0	18,000	0	0	0	0	0	18,000
LF -LOCAL FUNDS	0	400	0	0	0	0	0	400
Item 436797 1 Totals:	0	20,000	0	0	0	0	0	20,000
Project Total:	0	20,000	0	0	0	0	0	20,000

Fund	<2020	2020	2021	2022	2023	2024	>2024	All Years
Item Number: 438512 1 Project Description: CLEARWATER AIRPARK - SECURITY SYSTEM UPGRADE *NON-SIS*								
District: 07 County: PINELLAS Type of Work: AVIATION PRESERVATION PROJECT Project Length: .000								
CAPITAL / RESPONSIBLE AGENCY NOT AVAILABLE L RTP Reference: Objective 2.4								
DPTO -STATE - PTO	0	0	60,000	0	0	0	0	60,000
LF -LOCAL FUNDS	0	0	15,000	0	0	0	0	15,000
Item 438512 1 Totals:	0	0	75,000	0	0	0	0	75,000
Project Total:	0	0	75,000	0	0	0	0	75,000

Fund	<2020	2020	2021	2022	2023	2024	>2024	All Years
Item Number: 438515 1 Project Description: ALBERT WHITTED AIRPORT - CONSTRUCT PAPIS/REILS FOR RUNWAY 18/36 *NON-SIS*								
District: 07 County: PINELLAS Type of Work: AVIATION PRESERVATION PROJECT Project Length: .000								
CAPITAL / RESPONSIBLE AGENCY NOT AVAILABLE L RTP Reference: Objective 2.4								
DPTO -STATE - PTO	0	0	8,000	0	0	0	0	8,000
FAA -FEDERAL AVIATION ADMIN	0	0	90,000	0	0	0	0	90,000
LF -LOCAL FUNDS	0	0	2,000	0	0	0	0	2,000
Item 438515 1 Totals:	0	0	100,000	0	0	0	0	100,000
Project Total:	0	0	100,000	0	0	0	0	100,000

Fund	<2020	2020	2021	2022	2023	2024	>2024	All Years
Item Number: 438516 1 Project Description: ALBERT WHITTED AIRPORT - CONSTRUCT RUNWAY 18/36 AND STUB CONNECTORS *NON-								
District: 07 County: PINELLAS Type of Work: AVIATION SAFETY PROJECT Project Length: .000								
CAPITAL / RESPONSIBLE AGENCY NOT AVAILABLE L RTP Reference: Objective 2.4								
DDR -DISTRICT DEDICATED REVENUE	0	0	792,195	0	0	0	0	792,195
DPTO -STATE - PTO	0	0	689,301	0	0	0	0	689,301
FAA -FEDERAL AVIATION ADMIN	0	0	2,198,129	0	0	0	0	2,198,129
LF -LOCAL FUNDS	0	0	370,375	0	0	0	0	370,375
Item 438516 1 Totals:	0	0	4,050,000	0	0	0	0	4,050,000
Project Total:	0	0	4,050,000	0	0	0	0	4,050,000

Fund	<2020	2020	2021	2022	2023	2024	>2024	All Years
Item Number: 438529 1 Project Description: ST PETE-CLEARWATER INTERNATIONAL AIRPORT - REHABILITATE RUNWAY 4/22 *SIS*								
District: 07 County: PINELLAS Type of Work: AVIATION CAPACITY PROJECT Project Length: .000								
CAPITAL / RESPONSIBLE AGENCY NOT AVAILABLE L RTP Reference: Objective 2.4								
DPTO -STATE - PTO	0	0	0	200,000	0	0	0	200,000
FAA -FEDERAL AVIATION ADMIN	0	0	0	3,600,000	0	0	0	3,600,000
LF -LOCAL FUNDS	0	0	0	200,000	0	0	0	200,000
Item 438529 1 Totals:	0	0	0	4,000,000	0	0	0	4,000,000
Project Total:	0	0	0	4,000,000	0	0	0	4,000,000

Fund	<2020	2020	2021	2022	2023	2024	>2024	All Years
Item Number: 440558 1 Project Description: ALBERT WHITTED AIRPORT - REHAB AIRFIELD VAULT *NON-SIS*								
District: 07 County: PINELLAS Type of Work: AVIATION SAFETY PROJECT Project Length: .000								
CAPITAL / RESPONSIBLE AGENCY NOT AVAILABLE L RTP Reference: Objective 2.4								
DPTO -STATE - PTO	0	0	0	48,000	0	0	0	48,000
FAA -FEDERAL AVIATION ADMIN	0	0	0	540,000	0	0	0	540,000
LF -LOCAL FUNDS	0	0	0	12,000	0	0	0	12,000
Item 440558 1 Totals:	0	0	0	600,000	0	0	0	600,000
Project Total:	0	0	0	600,000	0	0	0	600,000

Fund	<2020	2020	2021	2022	2023	2024	>2024	All Years
Item Number: 440565 1 Project Description: ST PETE-CLEARWATER INTERNATIONAL AIRPORT - TAXIWAY T EXPANSION. *SIS*								
District: 07 County: PINELLAS Type of Work: AVIATION CAPACITY PROJECT Project Length: .000								
CAPITAL / RESPONSIBLE AGENCY NOT AVAILABLE L RTP Reference: Objective 2.4								
DPTO -STATE - PTO	0	0	200,000	0	0	0	0	200,000
FAA -FEDERAL AVIATION ADMIN	0	0	3,600,000	0	0	0	0	3,600,000
LF -LOCAL FUNDS	0	0	200,000	0	0	0	0	200,000
Item 440565 1 Totals:	0	0	4,000,000	0	0	0	0	4,000,000
Project Total:	0	0	4,000,000	0	0	0	0	4,000,000

Fund	<2020	2020	2021	2022	2023	2024	>2024	All Years
Item Number: 440571 1 Project Description: ST PETE-CLEARWATER INTERNATIONAL AIRPORT - CONSTRUCT BUILDING *SIS*								
District: 07 County: PINELLAS Type of Work: AVIATION SAFETY PROJECT Project Length: .000								
Extra Description: AIRCRAFT RESCUE AND FIREFIGHTING BUILDING								
CAPITAL / RESPONSIBLE AGENCY NOT AVAILABLE L RTP Reference: Objective 2.4								
DPTO -STATE - PTO	0	0	0	75,000	0	0	0	75,000
FAA -FEDERAL AVIATION ADMIN	0	0	0	1,350,000	0	0	0	1,350,000
LF -LOCAL FUNDS	0	0	0	75,000	0	0	0	75,000
Item 440571 1 Totals:	0	0	0	1,500,000	0	0	0	1,500,000
Project Total:	0	0	0	1,500,000	0	0	0	1,500,000

Fund	<2020	2020	2021	2022	2023	2024	>2024	All Years
Item Number: 440572 1 Project Description: CLEARWATER AIRPARK - CONSTRUCT MULTIPLANE HANGAR *NON-SIS*								
District: 07 County: PINELLAS Type of Work: AVIATION REVENUE/OPERATIONAL Project Length: .000								
CAPITAL / RESPONSIBLE AGENCY NOT AVAILABLE L RTP Reference: Objective 2.4								
DDR -DISTRICT DEDICATED REVENUE	0	543,447	0	0	0	0	0	543,447
LF -LOCAL FUNDS	0	140,000	0	0	0	0	0	140,000
Item 440572 1 Totals:	0	683,447	0	0	0	0	0	683,447
Project Total:	0	683,447	0	0	0	0	0	683,447

Fund	<2020	2020	2021	2022	2023	2024	>2024	All Years
Item Number: 440719 1 Project Description: ST PETE-CLEARWATER INTERNATIONAL AIRPORT - AIRFIELD DRAINAGE REHAB. *SIS*								
District: 07 County: PINELLAS Type of Work: AVIATION PRESERVATION PROJECT Project Length: .000								
Extra Description: PHASE I,II, AND III								
CAPITAL / RESPONSIBLE AGENCY NOT AVAILABLE L RTP Reference: Objective 2.4								
DPTO -STATE - PTO	0	0	750,000	0	0	0	0	750,000
LF -LOCAL FUNDS	0	0	750,000	0	0	0	0	750,000
Item 440719 1 Totals:	0	0	1,500,000	0	0	0	0	1,500,000
Project Total:	0	0	1,500,000	0	0	0	0	1,500,000

Fund	<2020	2020	2021	2022	2023	2024	>2024	All Years
Item Number: 441913 1 Project Description: ST PETE-CLEARWATER INTERNATIONAL AIRPORT - AIRFIELD DRAINAGE REHAB *SIS*								
District: 07 County: PINELLAS Type of Work: AVIATION PRESERVATION PROJECT Project Length: .000								
Extra Description: PHASE I,II,AND III								
CAPITAL / RESPONSIBLE AGENCY NOT AVAILABLE L RTP Reference: Objective 2.4								
DDR -DISTRICT DEDICATED REVENUE	0	0	750,000	0	0	0	0	750,000
LF -LOCAL FUNDS	0	0	750,000	0	0	0	0	750,000
Item 441913 1 Totals:	0	0	1,500,000	0	0	0	0	1,500,000
Project Total:	0	0	1,500,000	0	0	0	0	1,500,000

Fund	<2020	2020	2021	2022	2023	2024	>2024	All Years
Item Number: 444471 1 Project Description: ST PETE-CLEARWATER INTERNATIONAL AIRPORT - PASSENGER TERMINAL IMPROV.								
District: 07 County: PINELLAS Type of Work: AVIATION CAPACITY PROJECT Project Length: .000								
CAPITAL / RESPONSIBLE AGENCY NOT AVAILABLE L RTP Reference: Objective 2.4								
DPTO -STATE - PTO	0	0	0	2,922,051	0	0	0	2,922,051
FAA -FEDERAL AVIATION ADMIN	0	0	0	4,000,000	0	0	0	4,000,000
LF -LOCAL FUNDS	0	0	0	8,360,000	0	0	0	8,360,000
Item 444471 1 Totals:	0	0	0	15,282,051	0	0	0	15,282,051
Project Total:	0	0	0	15,282,051	0	0	0	15,282,051

Fund	<2020	2020	2021	2022	2023	2024	>2024	All Years
FLP: SEAPORT								
Item Number: 439041 1 Project Description: PORT ST. PETERSBURG INFRASTRUCTURE IMPROVEMENTS *NON-SIS*								
District: 07 County: PINELLAS Type of Work: SEAPORT REVENUE/OPERAT PROJECT Project Length: .000								
Extra Description: MARINE SCIENCE/RESEARCH FACILITY								
CAPITAL / RESPONSIBLE AGENCY NOT AVAILABLE								
LF -LOCAL FUNDS	4,813,645	1,490,964	0	0	0	0	0	6,304,609
POED -2012 SB1998-SEAPORT INVESTMENT	2,255,813	1,490,964	0	0	0	0	0	3,746,777
PORT -SEAPORTS	2,557,832	0	0	0	0	0	0	2,557,832
Item 439041 1 Totals:	9,627,290	2,981,928	0	0	0	0	0	12,609,218
Project Total:	9,627,290	2,981,928	0	0	0	0	0	12,609,218

Fund	<2020	2020	2021	2022	2023	2024	>2024	All Years
FLP: TRANSIT								
Item Number: 402513 1 Project Description: PSTA - STATE TRANSIT BLOCK GRANT PROGRAM *NON-SIS*								
District: 07 County: PINELLAS Type of Work: OPERATING FOR FIXED ROUTE Project Length: .000								
Extra Description: OPERATIONAL ASSISTANCE								
OPERATIONS / MANAGED BY PINELLAS COUNTY L RTP Reference: Objective 2.1								
DDR -DISTRICT DEDICATED REVENUE	32,096,307	4,709,570	4,945,137	5,192,392	2,026,267	0	0	48,969,673
DPTO -STATE - PTO	14,340,603	0	0	0	3,178,082	5,724,615	0	23,243,300
DS -STATE PRIMARY HIGHWAYS & PTO	22,024,260	0	0	0	0	0	0	22,024,260
LF -LOCAL FUNDS	62,907,116	4,709,570	4,945,137	5,192,392	5,204,349	5,724,615	0	88,683,179
Item 402513 1 Totals:	131,368,286	9,419,140	9,890,274	10,384,784	10,408,698	11,449,230	0	182,920,412
Project Total:	131,368,286	9,419,140	9,890,274	10,384,784	10,408,698	11,449,230	0	182,920,412

Fund	<2020	2020	2021	2022	2023	2024	>2024	All Years
Item Number: 402514 1 Project Description: PINELLAS COUNTY MPO TRANSIT PLANNING SECTION 5305 *NON-SIS*								
District: 07 County: PINELLAS Type of Work: PTO STUDIES Project Length: .000								
Extra Description: SECTION 5305 MPO TRANSPORTATION PLANNING								
PLANNING / MANAGED BY PINELLAS COUNTY MPO L RTP Reference: Objective 1.1								
DDR -DISTRICT DEDICATED REVENUE	393,767	54,478	36,003	0	0	0	0	484,248
DPTO -STATE - PTO	273,563	0	0	37,083	38,195	40,151	0	388,992
DS -STATE PRIMARY HIGHWAYS & PTO	99,439	0	0	0	0	0	0	99,439
DU -STATE PRIMARY/FEDERAL REIMB	6,134,165	435,823	288,022	296,661	305,561	321,206	0	7,781,438
LF -LOCAL FUNDS	766,774	54,478	36,003	37,083	38,195	40,151	0	972,684
Item 402514 1 Totals:	7,667,708	544,779	360,028	370,827	381,951	401,508	0	9,726,801
Project Total:	7,667,708	544,779	360,028	370,827	381,951	401,508	0	9,726,801

Fund	<2020	2020	2021	2022	2023	2024	>2024	All Years
Item Number: 402520 1 Project Description: PSTA - FTA SECTION 5307 *NON-SIS*								
District: 07 County: PINELLAS Type of Work: CAPITAL FOR FIXED ROUTE Project Length: .000								
Extra Description: CAPITAL ASSISTANCE								
CAPITAL / MANAGED BY PINELLAS COUNTY LRTP Reference: Objective 2.4								
FTA -FEDERAL TRANSIT ADMINISTRATION	153,316,482	14,609,171	14,609,171	14,609,171	14,609,171	0	0	211,753,166
FTAT -FHWA TRANSFER TO FTA (NON-BUD)	2,300,000	0	0	0	0	0	0	2,300,000
S117 -STP EARMARKS - 2005	2,300,000	0	0	0	0	0	0	2,300,000
Item 402520 1 Totals:	157,916,482	14,609,171	14,609,171	14,609,171	14,609,171	0	0	216,353,166
Project Total:	157,916,482	14,609,171	14,609,171	14,609,171	14,609,171	0	0	216,353,166

Fund	<2020	2020	2021	2022	2023	2024	>2024	All Years
Item Number: 410695 1 Project Description: PSTA TRANSIT CORRIDOR PROGRAM 100X-OPERATING *NON-SIS*								
District: 07 County: PINELLAS Type of Work: URBAN CORRIDOR IMPROVEMENTS Project Length: .000								
Extra Description: REGIONAL INTERCOUNTY SERVICE-PINELLAS TO HILLSBOROUGH 100X								
OPERATIONS / MANAGED BY PINELLAS COUNTY LRTP Reference: Objective 2.4								
DDR -DISTRICT DEDICATED REVENUE	1,458,968	145,547	272,278	0	0	0	0	1,876,793
DPTO -STATE - PTO	952,808	14,453	13,637	257,284	278,817	287,236	0	1,804,235
DS -STATE PRIMARY HIGHWAYS & PTO	1,225,000	0	0	0	0	0	0	1,225,000
Item 410695 1 Totals:	3,636,776	160,000	285,915	257,284	278,817	287,236	0	4,906,028
Project Total:	3,636,776	160,000	285,915	257,284	278,817	287,236	0	4,906,028

Fund	<2020	2020	2021	2022	2023	2024	>2024	All Years
Item Number: 418265 1 Project Description: PSTA - TRANSIT CORRIDOR PROGRAM. *NON-SIS*								
District: 07 County: PINELLAS Type of Work: URBAN CORRIDOR IMPROVEMENTS Project Length: .000								
Extra Description: REGIONAL INTERCOUNTY SERVICE-ULMERTON/HFB/DOWNTOWN TPA 300X								
OPERATIONS / MANAGED BY PINELLAS COUNTY LRTP Reference: Objective 2.4								
DDR -DISTRICT DEDICATED REVENUE	915,425	0	0	0	0	0	0	915,425
DPTO -STATE - PTO	1,086,990	165,000	285,915	272,554	285,915	294,334	0	2,390,708
DS -STATE PRIMARY HIGHWAYS & PTO	528,332	0	0	0	0	0	0	528,332
Item 418265 1 Totals:	2,530,747	165,000	285,915	272,554	285,915	294,334	0	3,834,465
Project Total:	2,530,747	165,000	285,915	272,554	285,915	294,334	0	3,834,465

Fund	<2020	2020	2021	2022	2023	2024	>2024	All Years
Item Number: 430319 1 Project Description: PSTA - TRANSIT CORRIDOR PROGRAM *NON-SIS*								
District: 07 County: PINELLAS Type of Work: TRANSIT IMPROVEMENT Project Length: .000								
Extra Description: REGIONAL INTERCOUNTY SERVICE -ST PETE & DOWNTOWN TAMPA								
OPERATIONS / MANAGED BY PINELLAS COUNTY LRTP Reference: Objective 2.4								
DDR -DISTRICT DEDICATED REVENUE	77,321	88,713	0	0	285,915	0	0	451,949
DPTO -STATE - PTO	1,382,129	151,287	285,915	272,554	0	294,334	0	2,386,219
Item 430319 1 Totals:	1,459,450	240,000	285,915	272,554	285,915	294,334	0	2,838,168
Project Total:	1,459,450	240,000	285,915	272,554	285,915	294,334	0	2,838,168

Fund	<2020	2020	2021	2022	2023	2024	>2024	All Years
Item Number: 430320 1 Project Description: PSTA - TRANSIT CORRIDOR PROGRAM. *NON-SIS*								
District: 07 County: PINELLAS Type of Work: TRANSIT IMPROVEMENT Project Length: .000								
Extra Description: REGIONAL INTERCOUNTY SERVICE-CURLEW RD & HILLSBOROUGH COUNTY								
OPERATIONS / MANAGED BY PINELLAS COUNTY LRTP Reference: Objective 2.4								
DDR -DISTRICT DEDICATED REVENUE	0	0	0	0	285,915	0	0	285,915
DPTO -STATE - PTO	1,821,408	220,000	285,917	272,554	0	294,324	0	2,894,203
Item 430320 1 Totals:	1,821,408	220,000	285,917	272,554	285,915	294,324	0	3,180,118
Project Total:	1,821,408	220,000	285,917	272,554	285,915	294,324	0	3,180,118

Fund	<2020	2020	2021	2022	2023	2024	>2024	All Years
Item Number: 434304 1 Project Description: PSTA SECTION 5339 CAPITAL ACTIVITIES *NON-SIS*								
District: 07 County: PINELLAS Type of Work: PURCHASE VEHICLES/EQUIPMENT Project Length: .000								
Extra Description: PSTA FTA SECTION 5339; BUS/BUS FACILITIES PROGRAM								
CAPITAL / MANAGED BY PINELLAS COUNTY L RTP Reference: Objective 2.4								
FTA -FEDERAL TRANSIT ADMINISTRATION	8,763,522	1,400,000	1,400,000	1,400,000	1,400,000	0	0	14,363,522
Item 434304 1 Totals:	8,763,522	1,400,000	1,400,000	1,400,000	1,400,000	0	0	14,363,522
Project Total:	8,763,522	1,400,000	1,400,000	1,400,000	1,400,000	0	0	14,363,522

Fund	<2020	2020	2021	2022	2023	2024	>2024	All Years
Item Number: 437245 2 Project Description: CENTRAL AVE BRT DOWNTOWN ST PETERSBURG TO ST PETE BEACH *NON-SIS*								
District: 07 County: PINELLAS Type of Work: PURCHASE VEHICLES/EQUIPMENT Project Length: .000 Amended 3/11/2020 see page 3-67								
CAPITAL / MANAGED BY PINELLAS COUNTY L RTP Reference: Objective 2.2								
FTA -FEDERAL TRANSIT ADMINISTRATION	0	21,000,000	0	0	0	0	0	21,000,000
LF -LOCAL FUNDS	0	9,500,000	0	0	0	0	0	9,500,000
NSTP -NEW STARTS TRANSIT PROGRAM	0	9,500,000	0	0	0	0	0	9,500,000
Item 437245 2 Totals:	0	40,000,000	0	0	0	0	0	40,000,000
Project Total:	0	40,000,000	0	0	0	0	0	40,000,000

Fund	<2020	2020	2021	2022	2023	2024	>2024	All Years
Item Number: 440743 1 Project Description: PSTA - CAPITAL PROJECT FOR 60X FRM CLEARWATER BEACH TO TIA *NON-SIS*								
District: 07 County: PINELLAS Type of Work: PTO STUDIES Project Length: .000								
CAPITAL / MANAGED BY PINELLAS COUNTY L RTP Reference: Objective 2.4								
SU -STP, URBAN AREAS > 200K	0	0	0	3,000,000	0	0	0	3,000,000
Item 440743 1 Totals:	0	0	0	3,000,000	0	0	0	3,000,000
Project Total:	0	0	0	3,000,000	0	0	0	3,000,000

Fund	<2020	2020	2021	2022	2023	2024	>2024	All Years
Item Number: 443348 1 Project Description: PSTA DOWNTOWN TO DOWNTOWN EXPRESS *NON-SIS*								
District: 07 County: PINELLAS Type of Work: TRANSIT IMPROVEMENT Project Length: .000								
Extra Description: ENHANCE 100X								
OPERATIONS / MANAGED BY PINELLAS COUNTY LRTP Reference: Objective 2.4								
DPTO -STATE - PTO	0	1,000,000	2,000,000	1,900,000	0	0	0	4,900,000
LF -LOCAL FUNDS	0	1,000,000	2,000,000	1,900,000	0	0	0	4,900,000
Item 443348 1 Totals:	0	2,000,000	4,000,000	3,800,000	0	0	0	9,800,000
Project Total:	0	2,000,000	4,000,000	3,800,000	0	0	0	9,800,000

Fund	<2020	2020	2021	2022	2023	2024	>2024	All Years
Item Number: 443684 1 Project Description: I-275/SR 93 BUS ON SHOULDER *SIS*								
District: 07 County: PINELLAS Type of Work: TRANSIT IMPROVEMENT Project Length: 5.285								
Extra Description: FROM ALT US 19/SR 595/5TH AVE N TO SR 694/GANDY BLVD								
DESIGN BUILD / MANAGED BY FDOT LRTP Reference: Objective 2.2								
DDR -DISTRICT DEDICATED REVENUE	0	178,415	0	0	0	0	0	178,415
DIH -STATE IN-HOUSE PRODUCT SUPPORT	0	33,453	0	0	0	0	0	33,453
DPTO -STATE - PTO	0	2,500,000	0	0	0	0	0	2,500,000
Item 443684 1 Totals:	0	2,711,868	0	0	0	0	0	2,711,868
Project Total:	0	2,711,868	0	0	0	0	0	2,711,868

Fund	<2020	2020	2021	2022	2023	2024	>2024	All Years
MISCELLANEOUS								
Item Number: 432895 1 Project Description: ASSET MAINTENANCE PINELLAS COUNTY *NON-SIS*								
District: 07 County: PINELLAS Type of Work: ROUTINE MAINTENANCE Project Length: .000								
CONSTRUCTION / MANAGED BY FDOT LRTP Reference: Objective 4.2								
DIH -STATE IN-HOUSE PRODUCT SUPPORT	18,643	0	0	0	0	0	0	18,643
DS -STATE PRIMARY HIGHWAYS & PTO	105,148	0	0	0	0	0	0	105,148
Item 432895 1 Totals:	123,791	0	0	0	0	0	0	123,791
Project Total:	123,791	0	0	0	0	0	0	123,791
District 07 Totals:	1,286,928,937	1,023,043,892	121,230,238	298,402,194	101,602,122	359,007,840	301,058,370	3,656,249,431
Grand Total 1,286,928,937 1,023,043,892 121,230,238 298,402,194 101,602,122 359,007,840 301,058,370 3,656,249,431								

Roll Forward TIP Amendment

Date Amended: September 11th, 2019

PAGE 1
FORWARD PINELLAS

FLORIDA DEPARTMENT OF TRANSPORTATION
OFFICE OF WORK PROGRAM
MPO ROLLFORWARD REPORT
=====

DATE RUN: 07/18/2019
TIME RUN: 07:53.51
MBRMPOTP

HIGHWAYS
=====

ITEM NUMBER:256774 2 PROJECT DESCRIPTION:US 19 (SR 55) FROM N OF SR 580 (MAIN ST) TO NORTHSIDE DR
DISTRICT:07 COUNTY:PINELLAS
EX DESC:RECONSTRUCT US 19 WITH FRONTAGE ROADS, GOES WITH SEGMENT 3

SIS
TYPE OF WORK:ADD LANES & RECONSTRUCT

ROADWAY ID:15150000

PROJECT LENGTH: 1.028MI

LANES EXIST/IMPROVED/ADDED: 4/ 4/ 2

FUND CODE	LESS THAN 2020	2020	2021	2022	2023	2024	GREATER THAN 2024	ALL YEARS
PHASE: PRELIMINARY ENGINEERING / RESPONSIBLE AGENCY: MANAGED BY FDOT								
ACSA	200,000	0	0	0	0	0	0	200,000
BRRP	104	0	0	0	0	0	0	104
DDR	44,212	0	0	0	0	0	0	44,212
DEMW	657	0	0	0	0	0	0	657
DIH	152,699	1,971	0	0	0	0	0	154,670
DS	388,715	0	0	0	0	0	0	388,715
SA	2,273,888	0	0	0	0	0	0	2,273,888
SU	5,286,926	0	0	0	0	0	0	5,286,926
PHASE: RIGHT OF WAY / RESPONSIBLE AGENCY: MANAGED BY FDOT								
ACNP	662,802	6,543,071	0	0	0	0	0	7,205,873
ACSU	276,310	314,407	0	0	0	0	0	590,717
DI	247,168	74,375	0	0	0	0	0	321,543
DIH	88,925	310,075	0	0	0	0	0	399,000
DS	69,158	0	0	0	0	0	0	69,158
NHPP	1,860,253	0	0	0	0	0	0	1,860,253
SA	0	53,128	0	0	0	0	0	53,128
PHASE: RAILROAD & UTILITIES / RESPONSIBLE AGENCY: MANAGED BY FDOT								
LF	0	0	0	6,500,000	0	0	0	6,500,000
PHASE: CONSTRUCTION / RESPONSIBLE AGENCY: MANAGED BY FDOT								
ACNP	0	0	0	34,922,012	0	0	0	34,922,012
DDR	0	0	0	12,391,908	123,321	0	0	12,515,229
DIH	0	0	0	931,254	0	0	0	931,254
SU	0	0	0	19,579,783	0	0	0	19,579,783
PHASE: CONTRACT INCENTIVES / RESPONSIBLE AGENCY: MANAGED BY FDOT								
SU	0	0	0	0	0	0	5,000,000	5,000,000
PHASE: ENVIRONMENTAL / RESPONSIBLE AGENCY: MANAGED BY FDOT								
DDR	11,390	0	0	0	0	0	0	11,390
TOTAL 256774 2	11,563,207	7,297,027	0	74,324,957	123,321	0	5,000,000	98,308,512
TOTAL PROJECT:	11,563,207	7,297,027	0	74,324,957	123,321	0	5,000,000	98,308,512

ITEM NUMBER:256998 1
DISTRICT:07
EX DESC:2 TO 4 LANES, STAGE 3 OF 6

PROJECT DESCRIPTION:SR 686 FROM W OF I-275 TO W OF 9TH ST N
COUNTY:PINELLAS

SIS
TYPE OF WORK:NEW ROAD CONSTRUCTION

ROADWAY ID:15035000

PROJECT LENGTH: 1.633MI

LANES EXIST/IMPROVED/ADDED: 2/ 2/ 2

FUND CODE	LESS THAN 2020	2020	2021	2022	2023	2024	GREATER THAN 2024	ALL YEARS
PHASE: PRELIMINARY ENGINEERING / RESPONSIBLE AGENCY: MANAGED BY FDOT								
DDR	6,536,688	0	0	0	0	0	0	6,536,688
DIH	101,833	210	0	0	0	0	0	102,043
DS	1,762,474	0	0	0	0	0	0	1,762,474
PHASE: RIGHT OF WAY / RESPONSIBLE AGENCY: MANAGED BY FDOT								
DDR	733,677	0	0	0	0	0	0	733,677
DIH	61,332	1,359	0	0	0	0	0	62,691
DS	101,222	0	0	0	0	0	0	101,222

FLORIDA DEPARTMENT OF TRANSPORTATION
OFFICE OF WORK PROGRAM
MPO ROLLFORWARD REPORT
=====

DATE RUN: 07/18/2019
TIME RUN: 07.53.51
MBRMPOTP

HIGHWAYS
=====

PHASE: ENVIRONMENTAL / RESPONSIBLE AGENCY: MANAGED BY FDOT									
DS	72,695	0	0	0	0	0	0	0	72,695
TOTAL 256998 1	9,369,921	1,569	0	0	0	0	0	0	9,371,490
TOTAL PROJECT:	9,369,921	1,569	0	0	0	0	0	0	9,371,490

ITEM NUMBER:257086 1 PROJECT DESCRIPTION:SR 694/GANDY BLVD FROM E OF US 19 TO E OF I-275 (SR 93) *SIS*
DISTRICT:07 COUNTY:PINELLAS TYPE OF WORK:ADD LANES & RECONSTRUCT
EX DESC:4 AND 6 LANES

ROADWAY ID:15240000 PROJECT LENGTH: 1.549MI LANES EXIST/IMPROVED/ADDED: 6/ 3/ 2

FUND CODE	LESS THAN 2020	2020	2021	2022	2023	2024	GREATER THAN 2024	ALL YEARS
PHASE: PRELIMINARY ENGINEERING / RESPONSIBLE AGENCY: MANAGED BY FDOT								
ACSU	1,043,566	0	0	0	0	0	0	1,043,566
DDR	195,989	0	0	0	0	0	0	195,989
DIH	10,589	0	0	0	0	0	0	10,589
DS	950,738	0	0	0	0	0	0	950,738
SU	2,628,789	182,865	0	0	0	0	0	2,811,654
PHASE: RIGHT OF WAY / RESPONSIBLE AGENCY: MANAGED BY FDOT								
ACSU	0	154,372	0	0	0	0	0	154,372
DIH	0	20,000	0	0	0	0	0	20,000
PHASE: ENVIRONMENTAL / RESPONSIBLE AGENCY: MANAGED BY FDOT								
DI	0	0	0	514,262	0	0	0	514,262
DS	16,743	10,000	0	50,000	0	0	0	76,743
SU	0	0	0	695,738	0	0	0	695,738
TOTAL 257086 1	4,846,414	367,237	0	1,260,000	0	0	0	6,473,651
TOTAL PROJECT:	4,846,414	367,237	0	1,260,000	0	0	0	6,473,651

ITEM NUMBER:430500 1 PROJECT DESCRIPTION:SR 687/4TH STREET N FROM NORTH OF 119TH AVE TO SOUTH OF I-275/SR 93 *NON-SIS*
DISTRICT:07 COUNTY:PINELLAS TYPE OF WORK:BRIDGE REPLACEMENT
ROADWAY ID:15240000 PROJECT LENGTH: .235MI LANES EXIST/IMPROVED/ADDED: 2/ 2/ 0

FUND CODE	LESS THAN 2020	2020	2021	2022	2023	2024	GREATER THAN 2024	ALL YEARS
PHASE: PRELIMINARY ENGINEERING / RESPONSIBLE AGENCY: MANAGED BY FDOT								
ACBR	189,135	260,865	0	0	0	0	0	450,000
DIH	688	4,311	0	0	0	0	0	4,999
DS	31,850	0	0	0	0	0	0	31,850
PHASE: CONSTRUCTION / RESPONSIBLE AGENCY: MANAGED BY FDOT								
ACBR	0	0	0	55,863	0	0	0	55,863
BNBR	0	0	0	4,022,147	0	0	0	4,022,147
DDR	0	0	0	4,022,146	0	0	0	4,022,146
DIH	0	0	0	55,864	0	0	0	55,864
TOTAL 430500 1	221,673	265,176	0	8,156,020	0	0	0	8,642,869
TOTAL PROJECT:	221,673	265,176	0	8,156,020	0	0	0	8,642,869

FLORIDA DEPARTMENT OF TRANSPORTATION
OFFICE OF WORK PROGRAM
MPO ROLLFORWARD REPORT
=====

DATE RUN: 07/18/2019
TIME RUN: 07.53.51
MBRMPOTP

HIGHWAYS

ITEM NUMBER:436056 1		PROJECT DESCRIPTION:10TH & 11TH AVE S AT BOOKER CREEK BRIDGE #157235 AND #157111					*NON-SIS*	
DISTRICT:07		COUNTY:PINELLAS					TYPE OF WORK:BRIDGE REPLACEMENT	
EX DESC:BRIDGE REPLACEMENT ON 11TH AVE S BTWN 5TH ST AND US 92								
ROADWAY ID:15900014		PROJECT LENGTH: .165MI					LANES EXIST/IMPROVED/ADDED: 2/ 2/ 0	
FUND CODE	LESS THAN 2020	2020	2021	2022	2023	2024	GREATER THAN 2024	ALL YEARS
PHASE: PRELIMINARY ENGINEERING / RESPONSIBLE AGENCY: MANAGED BY FDOT								
ACBZ	455,171	13,482	0	0	0	0	0	468,653
BRTZ	191,052	0	0	0	0	0	0	191,052
LF	213,898	0	0	0	0	0	0	213,898
LFU	154,669	78,331	0	0	0	0	0	233,000
PHASE: RAILROAD & UTILITIES / RESPONSIBLE AGENCY: MANAGED BY FDOT								
LFU	13,378	3,622	0	0	0	0	0	17,000
PHASE: CONSTRUCTION / RESPONSIBLE AGENCY: MANAGED BY FDOT								
ACBZ	0	3,163,026	0	0	0	0	0	3,163,026
LF	0	2,119,853	0	0	0	0	0	2,119,853
PHASE: ENVIRONMENTAL / RESPONSIBLE AGENCY: MANAGED BY FDOT								
BRTZ	8,849	0	0	0	0	0	0	8,849
TOTAL 436056 1	1,037,017	5,378,314	0	0	0	0	0	6,415,331
TOTAL PROJECT:	1,037,017	5,378,314	0	0	0	0	0	6,415,331

ITEM NUMBER:439829 8		PROJECT DESCRIPTION:INTERSECTION LIGHTING PINELLAS COUNTY VARIOUS LOCATIONS					*SIS*	
DISTRICT:07		COUNTY:PINELLAS					TYPE OF WORK:LIGHTING	
ROADWAY ID:15150000		PROJECT LENGTH: 65.420MI					LANES EXIST/IMPROVED/ADDED: 8/ 0/ 0	
FUND CODE	LESS THAN 2020	2020	2021	2022	2023	2024	GREATER THAN 2024	ALL YEARS
PHASE: RAILROAD & UTILITIES / RESPONSIBLE AGENCY: MANAGED BY FDOT								
ACSS	0	1,627,350	0	0	0	0	0	1,627,350
PHASE: CONSTRUCTION / RESPONSIBLE AGENCY: MANAGED BY FDOT								
ACSS	0	1,008,084	0	0	0	0	0	1,008,084
PHASE: ENVIRONMENTAL / RESPONSIBLE AGENCY: MANAGED BY FDOT								
DDR	12,992	0	0	0	0	0	0	12,992
DS	0	25,000	0	0	0	0	0	25,000
TOTAL 439829 8	12,992	2,660,434	0	0	0	0	0	2,673,426
TOTAL PROJECT:	12,992	2,660,434	0	0	0	0	0	2,673,426
TOTAL DIST: 07	27,051,224	15,969,757	0	83,740,977	123,321	0	5,000,000	131,885,279
TOTAL HIGHWAYS	27,051,224	15,969,757	0	83,740,977	123,321	0	5,000,000	131,885,279

FLORIDA DEPARTMENT OF TRANSPORTATION
OFFICE OF WORK PROGRAM
MPO ROLLFORWARD REPORT
=====

DATE RUN: 07/18/2019
TIME RUN: 07:53.51
MBRMPOTP

MISCELLANEOUS
=====

ITEM NUMBER:415738 7		PROJECT DESCRIPTION:OLDSMAR TRAIL PHASE 6 EXT- DOUGLAS FM HAYES/BAYVIEW TO RACE TRACK							*NON-SIS*
DISTRICT:07		COUNTY:PINELLAS					TYPE OF WORK:BIKE PATH/TRAIL		
EX DESC:CONSTRUCT 10' ASPHALT SHARED USE PATH									
ROADWAY ID:		PROJECT LENGTH: .000					LANES EXIST/IMPROVED/ADDED: 0/ 0/ 0		
FUND CODE	LESS THAN 2020	2020	2021	2022	2023	2024	GREATER THAN 2024	ALL YEARS	
PHASE: PRELIMINARY ENGINEERING / RESPONSIBLE AGENCY: MANAGED BY CITY OF OLDSMAR									
TALU	40,135	0	0	0	0	0	0	0	40,135
PHASE: PRELIMINARY ENGINEERING / RESPONSIBLE AGENCY: MANAGED BY FDOT									
DS	23,425	0	0	0	0	0	0	0	23,425
TALU	3,225	701	0	0	0	0	0	0	3,926
PHASE: CONSTRUCTION / RESPONSIBLE AGENCY: MANAGED BY CITY OF OLDSMAR									
TALT	0	464,274	0	0	0	0	0	0	464,274
TALU	0	1,502,176	0	0	0	0	0	0	1,502,176
PHASE: CONSTRUCTION / RESPONSIBLE AGENCY: MANAGED BY FDOT									
TALU	0	116,385	0	0	0	0	0	0	116,385
TOTAL 415738 7	66,785	2,083,536	0	0	0	0	0	0	2,150,321
TOTAL PROJECT:	66,785	2,083,536	0	0	0	0	0	0	2,150,321
TOTAL DIST: 07	66,785	2,083,536	0	0	0	0	0	0	2,150,321
TOTAL MISCELLANEOUS	66,785	2,083,536	0	0	0	0	0	0	2,150,321
GRAND TOTAL	27,118,009	18,053,293	0	83,740,977	123,321	0	5,000,000	134,035,600	

FORWARD PINELLAS

TIP - FY 2020-2024

Fund	<2020	2020	2021	2022	2023	2024	>2024	All Years
Item Number: 443600 1 Project Description: 40TH AVENUE NE OVER PLACIDO BAYOU *NON-SIS*								
District: 07 County: PINELLAS Type of Work: BRIDGE REPLACEMENT Project Length: .153								
Extra Description: BRIDGE REPLACEMENT #157154								
TIP AMENDMENT: COST INCREASE			AMENDED: 3/11/2020		LRTP Reference: Objective 2.2			
CONSTRUCTION / MANAGED BY CITY OF ST PETERSBURG								
ACBR -ADVANCE CONSTRUCTION (BRT)	0	15,895	0	0	0	0	0	15,895
LF -LOCAL FUNDS	0	5,327,093	0	0	0	0	0	5,282,152
LFF -LOCAL FUND - FOR MATCHING F/A	0	1,250,000	0	0	0	0	0	1,250,000
LFR -LOCAL FUNDS/REIMBURSIBLE	0	3,734,105	0	0	0	0	0	3,734,105
CONSTRUCTION / MANAGED BY FDOT								
DIH -STATE IN-HOUSE PRODUCT SUPPORT	0	1,000	0	0	0	0	0	1,000
LOCAL ADVANCE REIMBURSE / MANAGED BY CITY OF ST PETERSBURG								
ACBR -ADVANCE CONSTRUCTION (BRT)	0	0	0	383,707	0	0	3,350,398	3,734,105
Item 443600 1 Totals:	0	10,328,093	0	383,707	0		3,350,398	14,062,198

FORWARD PINELLAS

TIP - FY 2020-2024

Fund	<2020	2020	2021	2022	2023	2024	>2024	All Years
Item Number: 437245 2 Project Description: CENTRAL AVE BRT DOWNTOWN ST PETERSBURG TO ST PETE BEACH *NON-SIS*								
District: 07 County: PINELLAS Type of Work: CONSTRUCT TRANSIT FACILITY Project Length: 0								
TIP AMENDMENT: UPDATED COST AMENDED: 3/11/2020 L RTP Reference: 6.2								
CAPITAL / MANAGED BY PINELLAS COUNTY								
FTA -FEDERAL TRANSIT ADMINISTRATION	0	21,840,018	0	0	0	0	0	21,840,018
LF -LOCAL FUNDS	0	11,600,000	0	0	0	0	0	11,600,000
NSTP - NEW STARTS TRANSIT PROGRAM	0	9,500,000	0	0	0	0	0	9,500,000
Item 437245 2 Totals:	0	42,940,018	0	0	0	0	0	42,940,018

FORWARD PINELLAS

TIP - FY 2020-2024

Fund	<2020	2020	2021	2022	2023	2024	>2024	All Years
Item Number: 447146 1 Project Description: PSTA INNOVATIVE COORDINATION ACCESS & MOBILITY *NON-SIS*								
District: 07 County: PINELLAS Type of Work: TRANSIT IMPROVEMENT Project Length: 0								
Extra Description: FEDERAL TRANSIT GRANT								
TIP AMENDMENT: NEW PROJECT AMENDED: 3/11/2020 L RTP Reference: Obj 3.3								
CONSTRUCTION / MANAGED BY PINELLAS COUNTY								
FTA - FEDERAL TRANSIT ADMINISTRATION	0	100,000	0	0	0	0	0	100,000
LF - LOCAL FUNDS	0	150,000	0	0	0	0	0	150,000
Item 447146 1 Totals:	0	250,000	0	0	0	0	0	250,000

FORWARD PINELLAS

TIP - FY 2020-2024

Fund	<2020	2020	2021	2022	2023	2024	>2024	All Years
Item Number: 447138 1 Project Description: PSTA "EYES OF THE CITY" HUMAN TRAFFICKING AND CRIME PREVENTION PROGRAM *NON-SIS*								
District: 07 County: PINELLAS Type of Work: TRANSIT IMPROVEMENT Project Length: 0								
Extra Description: FEDERAL TRANSIT GRANT								
TIP AMENDMENT: NEW PROJECT								
AMENDED: 3/11/2020								
L RTP Reference: Obj. 3.4								
CONSTRUCTION / MANAGED BY PINELLAS COUNTY								
FTA - FEDERAL TRANSIT ADMINISTRATION	0	43,630	0	0	0	0	0	43,630
LF - LOCAL FUNDS	0	10,908	0	0	0	0	0	10,908
Item 447138 1 Totals:	0	54,538	0	0	0	0	0	54,538

FORWARD PINELLAS

TIP - FY 2020-2024

Fund	<2020	2020	2021	2022	2023	2024	>2024	All Years
Item Number: 445410 1 Project Description: US 19/SR 55 FROM 126TH AVE N TO S OF SEVILLE BLVD *NON-SIS*								
District: 07 County: PINELLAS Type of Work: PEDESTRIAN SAFETY IMPROVEMENT Project Length: 4.762								
Extra Description: MEDIAN BARRIER WALL								
TIP AMENDMENT: NEW PROJECT AMENDED: 3/20/2020 LRTP Reference: Objective 3.4								
CONSTRUCTION / MANAGED BY FDOT								
ACSS - ADVANCE CONSTRUCTION	0	0	1,154,238	0	0	0	0	1,154,238
Item 445410 1 Totals:	0	0	1,154,238	0	0	0	0	1,154,238

Section 4: Pinellas County Financial Plan

Effective Date: 04/03/2019 Florida Department of Transportation Run: 04/05/2019 16.06.06

5 Year TIP - Fund Summary

DISTRICT 7

Fund	Fund Name	<2020	2020	2021	2022	2023	2024	>2024	All Years
ACBR	ADVANCE CONSTRUCTION (BRT)	918,276	79,552,998	0	440,570	0	3,452,810	0	84,364,654
ACBZ	ADVANCE CONSTRUCTION (BRTZ)	480,952	3,163,026	0	0	0	0	0	3,643,978
ACFP	AC FREIGHT PROG (NFP)	0	26,257,820	0	0	0	0	0	26,257,820
ACNP	ADVANCE CONSTRUCTION NHPP	189,985,656	127,569,130	23,057,612	134,219,430	23,045,455	172,654,054	189,103,516	859,634,853
ACSA	ADVANCE CONSTRUCTION (SA)	30,928,965	0	0	0	0	0	0	30,928,965
ACSS	ADVANCE CONSTRUCTION (SS,HSP)	0	5,094,588	765,582	0	4,410,940	0	0	10,271,110
ACSU	ADVANCE CONSTRUCTION (SU)	1,822,483	0	0	0	0	0	0	1,822,483
BNBR	AMENDMENT 4 BONDS (BRIDGES)	0	278,064,277	0	4,022,147	0	0	0	282,086,424
BNIR	INTRASTATE R/W & BRIDGE BONDS	0	0	25,375,600	12,198,200	11,894,300	0	0	49,468,100
BRP	STATE BRIDGE REPLACEMENT	1,288,261	0	0	0	0	0	0	1,288,261
BRRP	STATE BRIDGE REPAIR & REHAB	1,012,900	7,877,651	5,870,642	350,000	3,635,636	4,758,062	0	23,504,891
BRTZ	FED BRIDGE REPL - OFF SYSTEM	191,052	0	0	0	0	0	0	191,052
CIGP	COUNTY INCENTIVE GRANT PROGRAM	211,221	1,548,300	0	0	0	0	0	1,759,521
CM	CONGESTION MITIGATION - AQ	1,913,647	0	1,843,091	0	0	0	1,966,291	5,723,029
D	UNRESTRICTED STATE PRIMARY	95,872,033	7,222,544	7,227,772	7,178,000	7,303,000	7,303,000	0	132,106,349
DC	STATE PRIMARY PE CONSULTANTS	4,847	0	0	0	0	0	0	4,847
DDR	DISTRICT DEDICATED REVENUE	84,255,958	35,783,435	19,853,017	49,545,681	27,011,260	22,402,438	49,117,802	287,969,591
DEMW	ENVIRONMEN MITIGATION-WETLANDS	821	0	0	0	0	0	0	821
DI	ST. - SW INTER/INTRASTATE HWY	68,178,467	0	0	514,262	0	105,932,818	49,152,466	223,778,013
DIH	STATE IN-HOUSE PRODUCT SUPPORT	2,753,214	1,001,652	298,392	2,896,013	699,496	540,111	1,899,580	10,088,458
DIS	STRATEGIC INTERMODAL SYSTEM	6,216,944	0	0	0	0	0	0	6,216,944
DITS	STATEWIDE ITS - STATE 100%.	0	284,999	0	0	0	0	0	284,999
DPTO	STATE - PTO	19,857,501	4,072,340	4,578,685	6,257,080	3,781,009	6,934,994	0	45,481,609
DS	STATE PRIMARY HIGHWAYS & PTO	42,915,636	3,348,667	25,000	3,050,000	3,265,470	1,448,281	0	54,053,054
DSBK	TAMPA BAY EXPRESS LANES	0	142,105,263	0	0	0	0	0	142,105,263
DSB1	SKYWAY	79,119,599	8,399,546	7,121,837	3,835,266	8,402,884	3,836,266	17,306,330	128,021,728
DSB3	PINELLAS BAYWAY	631,281	50,000	50,000	8,843,448	50,000	50,000	250,000	9,924,729
DU	STATE PRIMARY/FEDERAL REIMB	6,296,477	280,760	288,022	296,661	305,561	321,206	0	7,788,687
FAA	FEDERAL AVIATION ADMIN	0	243,000	5,888,129	9,490,000	0	0	0	15,621,129
FTA	FEDERAL TRANSIT ADMINISTRATION	162,080,004	37,009,171	16,009,171	16,009,171	16,009,171	0	0	247,116,688
FTAT	FHWA TRANSFER TO FTA (NON-BUD)	2,300,000	0	0	0	0	0	0	2,300,000
GFSU	GF STPBG >200 (URBAN)	0	6,558,502	0	0	0	0	0	6,558,502
GMR	GROWTH MANAGEMENT FOR SIS	0	4,500,000	0	0	0	0	0	4,500,000
HSP	SAFETY (HIWAY SAFETY PROGRAM)	2,137,065	0	0	0	0	0	0	2,137,065
LF	LOCAL FUNDS	130,418,264	27,043,986	9,068,515	28,904,377	6,355,879	20,025,427	0	221,816,448
LFP	LOCAL FUNDS FOR PARTICIPATING	211,221	1,548,300	0	0	0	0	0	1,759,521
LFU	LOCAL FUNDS, FOR UNFORSEEN WORK	7,774,524	0	0	0	0	0	0	7,774,524
NHBR	NATIONAL HIGWAYS BRIDGES	308,660	0	0	0	0	0	0	308,660
NHPP	IM, BRDG REPL, NATNL HWY-MAP21	73,354,193	0	0	0	0	0	0	73,354,193
NSTP	NEW STARTS TRANSIT PROGRAM	0	9,500,000	0	0	0	0	0	9,500,000
PKED	2012 SB1998-TURNPIKE FEEDER RD	0	24,312,797	0	0	0	0	0	24,312,797
PKYI	TURNPIKE IMPROVEMENT	200,751	0	0	0	0	0	0	200,751
PL	METRO PLAN (85% FA; 15% OTHER)	1,010,208	1,022,963	1,022,963	1,022,963	1,022,963	0	0	5,102,060
POED	2012 SB1998-SEAPORT INVESTMENT	2,255,813	1,490,964	0	0	0	0	0	3,746,777
PORT	SEAPORTS	2,557,832	0	0	0	0	0	0	2,557,832
REPE	REPURPOSED FEDERAL EARMARKS	325,039	0	0	0	0	0	0	325,039
SA	STP, ANY AREA	31,374,459	5,088,598	0	0	0	0	0	36,463,057
SIBF	FEDERAL FUNDED SIB	91,785,710	0	0	0	0	0	0	91,785,710
SIB1	STATE INFRASTRUCTURE BANK	0	168,837,989	0	0	0	0	0	168,837,989
SIWR	2015 SB2514A-STRATEGIC INT SYS	5,532,943	0	0	0	0	644,119	0	6,177,062
SR2T	SAFE ROUTES - TRANSFER	0	0	0	0	488,692	0	0	488,692
STED	2012 SB1998-STRATEGIC ECON COR	569,136	0	0	0	0	7,301,946	0	7,871,082
SU	STP, URBAN AREAS > 200K	11,738,352	1,170,578	5,983,090	26,129,954	6,781,177	16,343,141	5,000,000	73,146,292
S115	STP EARMARKS - 2004	789,243	0	0	0	0	0	0	789,243
S117	STP EARMARKS - 2005	2,300,000	0	0	0	0	0	0	2,300,000
TALT	TRANSPORTATION ALTS- ANY AREA	94,321	1,419,068	0	0	1,019,530	0	0	2,532,919
TALU	TRANSPORTATION ALTS- >200K	222,261	1,074,352	0	1,840,394	0	768,184	0	3,905,191
TLWR	2015 SB2514A-TRAIL NETWORK	1,362,488	0	0	293,627	0	1,468,133	0	3,124,248
TM01	SUNSHINE SKYWAY	2,212,813	120,000	120,000	125,000	0	0	0	2,577,813
TM03	PINELLAS BAYWAY	3,294,999	261,764	169,453	277,143	277,143	277,143	285,715	4,843,360
TO01	SUNSHINE SKYWAY	79,570,966	5,764,477	5,764,477	5,764,477	5,764,477	5,764,477	28,928,000	137,321,351
TO03	PINELLAS BAYWAY	33,813,203	1,571,000	1,571,000	1,571,000	1,571,000	1,571,000	7,855,000	49,523,203
TRIP	TRANS REGIONAL INCENTIVE PROGM	4,500,000	0	0	0	0	0	0	4,500,000
TRWR	2015 SB2514A-TRAN REG INCT PRG	500,000	1,800,000	0	0	0	0	0	2,300,000
Grand Total		1,286,928,937	1,023,043,892	121,230,238	298,402,194	101,602,122	359,007,840	301,058,370	3,656,249,431

Section 5: Federally Obligated Funded Projects

INTRODUCTION

This section of the Transportation Improvement Program (TIP) contains the Florida Department of Transportation's (FDOT) Annual Obligations Reports. The latter report lists the federal funds that have been obligated in the most recently completed federal fiscal year for transportation-related projects. The federal fiscal year begins on October 1st and ends on September 30th of the next calendar year.



Federally funded interchange project under construction at US 19 (SR 55)

Section 134 of Title 23, United States Code, requires that an annual listing of projects for which federal funds have been obligated in the preceding year shall be published or otherwise made available by metropolitan planning organizations (MPOs) for public review. An "obligation" is the Federal Government's legal commitment to pay the federal share of a project's cost. Projects in this section have been authorized for funding by a federal agency.

These projects are not necessarily initiated or completed in the program year, and the amount obligated will not necessarily equal the total cost of the project. For Federal Transit Administration (FTA) projects, obligation occurs when the FTA grant is awarded. For Federal Highway Administration projects, obligation occurs when a project agreement is executed and the State/grantee requests that the funds be obligated.

Only major categories of federal funds are included in the FOOT report. Federal obligations are identified by FOOT work program fund codes that are reflected in federal legislation (refer to Appendix). The report is also available online at the link below. The online report may reflect changes that occurred after the publication of this TIP.

http://www.fdot.gov/WorkProgram/federal/FA_MPO_OBLIGDET/FORWARD_PINELLAS.PDF

ITEM NUMBER:256774 2	PROJECT DESCRIPTION:US 19 (SR 55) FROM N OF SR 580 (MAIN ST) TO NORTHSIDE DR	*SIS*
DISTRICT:07	COUNTY:PINELLAS	TYPE OF WORK:ADD LANES & RECONSTRUCT
ROADWAY ID:15150000	PROJECT LENGTH: 1.028MI	LANES EXIST/IMPROVED/ADDED: 4/ 4/ 2
FUND CODE	2018	
PHASE: PRELIMINARY ENGINEERING / RESPONSIBLE AGENCY: MANAGED BY FDOT		
SU	1,401,790	
TOTAL 256774 2	1,401,790	
TOTAL 256774 2	1,401,790	
ITEM NUMBER:256881 5	PROJECT DESCRIPTION:US 19/SR 55 FROM S OF HARN BLVD TO N OF HARN BLVD	*SIS*
DISTRICT:07	COUNTY:PINELLAS	TYPE OF WORK:PEDESTRIAN/WILDLIFE OVERPASS
ROADWAY ID:15150000	PROJECT LENGTH: .207MI	LANES EXIST/IMPROVED/ADDED: 6/ 0/ 0
FUND CODE	2018	
PHASE: PRELIMINARY ENGINEERING / RESPONSIBLE AGENCY: MANAGED BY FDOT		
HSP	907,000	
TOTAL 256881 5	907,000	
TOTAL 256881 5	907,000	
ITEM NUMBER:256931 2	PROJECT DESCRIPTION:SR 694 (GANDY BLVD) FROM W OF 9TH ST NORTH E OF 4TH ST NORTH	*SIS*
DISTRICT:07	COUNTY:PINELLAS	TYPE OF WORK:ADD LANES & RECONSTRUCT
ROADWAY ID:15240000	PROJECT LENGTH: 1.766MI	LANES EXIST/IMPROVED/ADDED: 5/ 5/ 8
FUND CODE	2018	
PHASE: CONSTRUCTION / RESPONSIBLE AGENCY: MANAGED BY FDOT		
SA	143,664	
TOTAL 256931 2	143,664	
TOTAL 256931 2	143,664	
ITEM NUMBER:256995 1	PROJECT DESCRIPTION:SR 686 FROM N OF SR 688/ULMERTON TO E OF 40TH ST	*SIS*
DISTRICT:07	COUNTY:PINELLAS	TYPE OF WORK:NEW ROAD CONSTRUCTION
ROADWAY ID:15035000	PROJECT LENGTH: 1.654MI	LANES EXIST/IMPROVED/ADDED: 1/ 1/ 4
FUND CODE	2018	
PHASE: RIGHT OF WAY / RESPONSIBLE AGENCY: MANAGED BY FDOT		
SU	-100	
TOTAL 256995 1	-100	
TOTAL 256995 1	-100	

PAGE	2	FLORIDA DEPARTMENT OF TRANSPORTATION	DATE RUN: 10/02/2018
FORWARD PINELLAS		OFFICE OF WORK PROGRAM	TIME RUN: 08.45.25
		ANNUAL OBLIGATIONS REPORT	MBROBLTP
		=====	
		HIGHWAYS	
		=====	
ITEM NUMBER:256997 1	PROJECT DESCRIPTION:SR 686 (ROOSEVELT) FROM 49TH ST BRIDGE TO N OF SR 688(ULMERTON)		*NON-SIS*
DISTRICT:07	COUNTY:PINELLAS	TYPE OF WORK:NEW ROAD CONSTRUCTION	
ROADWAY ID:15030000	PROJECT LENGTH: 1.232MI	LANES EXIST/IMPROVED/ADDED: 5/ 5/ 8	
FUND			
CODE		2018	
PHASE: RIGHT OF WAY / RESPONSIBLE AGENCY: MANAGED BY FDOT			
SA		3,337,070	
TOTAL 256997 1		3,337,070	
TOTAL 256997 1		3,337,070	
ITEM NUMBER:257086 1	PROJECT DESCRIPTION:SR 694/GANDY BLVD FROM E OF US 19 TO E OF I-275 (SR 93)		*SIS*
DISTRICT:07	COUNTY:PINELLAS	TYPE OF WORK:ADD LANES & RECONSTRUCT	
ROADWAY ID:15240000	PROJECT LENGTH: 1.549MI	LANES EXIST/IMPROVED/ADDED: 6/ 3/ 2	
FUND			
CODE		2018	
PHASE: PRELIMINARY ENGINEERING / RESPONSIBLE AGENCY: MANAGED BY FDOT			
SU		72,862	
TOTAL 257086 1		72,862	
TOTAL 257086 1		72,862	
ITEM NUMBER:257147 1	PROJECT DESCRIPTION:SR 688 (ULMERTON RD) FROM W OF 38TH ST NORTH TO W OF INTERSTATE 275		*NON-SIS*
DISTRICT:07	COUNTY:PINELLAS	TYPE OF WORK:ADD LANES & RECONSTRUCT	
ROADWAY ID:15120000	PROJECT LENGTH: 2.075MI	LANES EXIST/IMPROVED/ADDED: 6/ 6/ 4	
FUND			
CODE		2018	
PHASE: CONSTRUCTION / RESPONSIBLE AGENCY: MANAGED BY FDOT			
HPP		812,600	
SA		-812,600	
TOTAL 257147 1		0	
TOTAL 257147 1		0	
ITEM NUMBER:409154 1	PROJECT DESCRIPTION:SR 688 (ULMERTON RD) FROM E OF WILD ACRES RD TO ELCENTRO/RANCHERO		*NON-SIS*
DISTRICT:07	COUNTY:PINELLAS	TYPE OF WORK:ADD LANES & REHABILITATE PVMNT	
ROADWAY ID:15120000	PROJECT LENGTH: .883MI	LANES EXIST/IMPROVED/ADDED: 5/ 5/ 2	
FUND			
CODE		2018	
PHASE: CONSTRUCTION / RESPONSIBLE AGENCY: MANAGED BY FDOT			
EB		27,970	
SU		-65,516	
TOTAL 409154 1		-37,546	
TOTAL 409154 1		-37,546	
ITEM NUMBER:409155 1	PROJECT DESCRIPTION:SR 688 (ULMERTON RD) FR LK SEMINOLE BYPASS CNL TO WILD ACRES RD		*NON-SIS*
DISTRICT:07	COUNTY:PINELLAS	TYPE OF WORK:ADD LANES & REHABILITATE PVMNT	
ROADWAY ID:15120000	PROJECT LENGTH: 1.406MI	LANES EXIST/IMPROVED/ADDED: 5/ 5/ 2	
FUND			
CODE		2018	
PHASE: CONSTRUCTION / RESPONSIBLE AGENCY: MANAGED BY FDOT			
HPP		812,600	

FLORIDA DEPARTMENT OF TRANSPORTATION
OFFICE OF WORK PROGRAM
ANNUAL OBLIGATIONS REPORT
=====

HIGHWAYS
=====

SA	467,580
TOTAL 409155 1	1,280,180
TOTAL 409155 1	1,280,180

ITEM NUMBER:411457 3 PROJECT DESCRIPTION:SR693/694/PARK/66TH FROM 46TH ST/82ND AVE TO 49TH ST N/86TH AVE
DISTRICT:07 COUNTY:PINELLAS
ROADWAY ID:15061000 PROJECT LENGTH: 2.750MI

NON-SIS
TYPE OF WORK:DRAINAGE IMPROVEMENTS
LANES EXIST/IMPROVED/ADDED: 6/ 6/ 0

FUND CODE	2018
PHASE: CONSTRUCTION / RESPONSIBLE AGENCY: MANAGED BY CITY OF PINELLAS PARK	
SA	213,890
TOTAL 411457 3	213,890
TOTAL 411457 3	213,890

ITEM NUMBER:413622 2 PROJECT DESCRIPTION:CR 296(FUTURE SR686) FROM US 19 (SR 55) TO E OF ROOSEVELT/CR 296
DISTRICT:07 COUNTY:PINELLAS
ROADWAY ID:15000401 PROJECT LENGTH: 3.958MI

SIS
TYPE OF WORK:NEW BRIDGE CONSTRUCTION
LANES EXIST/IMPROVED/ADDED: 3/ 3/ 0

FUND CODE	2018
PHASE: RIGHT OF WAY / RESPONSIBLE AGENCY: MANAGED BY FDOT	
SU	-9,930
TOTAL 413622 2	-9,930
TOTAL 413622 2	-9,930

ITEM NUMBER:415743 1 PROJECT DESCRIPTION:TREASURE ISLAND CSWY FM W END OF TREASURE LANE TO PINELLAS TRAIL
DISTRICT:07 COUNTY:PINELLAS
ROADWAY ID:15180500 PROJECT LENGTH: 1.792MI

NON-SIS
TYPE OF WORK:BIKE PATH/TRAIL
LANES EXIST/IMPROVED/ADDED: 4/ 4/ 0

FUND CODE	2018
PHASE: CONSTRUCTION / RESPONSIBLE AGENCY: MANAGED BY FDOT	
SE	3,470
TALU	1,500
TOTAL 415743 1	4,970
TOTAL 415743 1	4,970

ITEM NUMBER:415743 2 PROJECT DESCRIPTION:TREASURE ISLAND CSWY PH 2 FR W OF CSWY BLVD N TO E OF CSWY BLVD N
DISTRICT:07 COUNTY:PINELLAS
ROADWAY ID:15180500 PROJECT LENGTH: .460MI

NON-SIS
TYPE OF WORK:BIKE PATH/TRAIL
LANES EXIST/IMPROVED/ADDED: 4/ 0/ 0

FUND CODE	2018
PHASE: PRELIMINARY ENGINEERING / RESPONSIBLE AGENCY: MANAGED BY CITY OF ST PETERSBURG	
TALU	68,962
PHASE: PRELIMINARY ENGINEERING / RESPONSIBLE AGENCY: MANAGED BY FDOT	
TALU	2,173
TOTAL 415743 2	71,135
TOTAL 415743 2	71,135

FLORIDA DEPARTMENT OF TRANSPORTATION
OFFICE OF WORK PROGRAM
ANNUAL OBLIGATIONS REPORT
=====

DATE RUN: 10/02/2018
TIME RUN: 08.45.25
MBROBLTP

HIGHWAYS
=====

ITEM NUMBER:424532 1
DISTRICT:07
ROADWAY ID:15240000

PROJECT DESCRIPTION:CITY OF ST PETE ON STREET BICYCLE LN PH II - VARIOUS LOCATIONS
COUNTY:PINELLAS
PROJECT LENGTH: 5.421MI

NON-SIS
TYPE OF WORK:BIKE LANE/SIDEWALK
LANES EXIST/IMPROVED/ADDED: 6/ 0/ 0

FUND CODE	2018
PHASE: CONSTRUCTION / RESPONSIBLE AGENCY: MANAGED BY FDOT	
SE	-699
TOTAL 424532 1	-699
TOTAL 424532 1	-699

ITEM NUMBER:424532 8
DISTRICT:07
ROADWAY ID:15000115

PROJECT DESCRIPTION:30TH AVENUE NORTH BICYCLE FACILITY FM 58TH ST TO MLK ST
COUNTY:PINELLAS
PROJECT LENGTH: 4.000MI

NON-SIS
TYPE OF WORK:BIKE LANE/SIDEWALK
LANES EXIST/IMPROVED/ADDED: 4/ 4/ 0

FUND CODE	2018
PHASE: CONSTRUCTION / RESPONSIBLE AGENCY: MANAGED BY FDOT	
TALU	6,640
TOTAL 424532 8	6,640
TOTAL 424532 8	6,640

ITEM NUMBER:424532 9
DISTRICT:07
ROADWAY ID:15900002

PROJECT DESCRIPTION:CITY OF LARGO SIDEWALKS ON ADRIAN AND GLADYS
COUNTY:PINELLAS
PROJECT LENGTH: .909MI

NON-SIS
TYPE OF WORK:SIDEWALK
LANES EXIST/IMPROVED/ADDED: 2/ 0/ 0

FUND CODE	2018
PHASE: PRELIMINARY ENGINEERING / RESPONSIBLE AGENCY: MANAGED BY FDOT	
SE	-5,624
PHASE: CONSTRUCTION / RESPONSIBLE AGENCY: MANAGED BY FDOT	
SA	-41,699
TALU	-88,626
TOTAL 424532 9	-135,949
TOTAL 424532 9	-135,949

ITEM NUMBER:424564 2
DISTRICT:07
ROADWAY ID:15000041

PROJECT DESCRIPTION:HERCULES/GREENBRIAR FM SUNSET POINT RD TO BELCHER RD
COUNTY:PINELLAS
PROJECT LENGTH: 2.146MI

NON-SIS
TYPE OF WORK:SIDEWALK
LANES EXIST/IMPROVED/ADDED: 3/ 0/ 0

FUND CODE	2018
PHASE: CONSTRUCTION / RESPONSIBLE AGENCY: MANAGED BY FDOT	
TALU	239
PHASE: CONSTRUCTION / RESPONSIBLE AGENCY: MANAGED BY PINELLAS COUNTY BOCC	
TALU	-24,430
TOTAL 424564 2	-24,191
TOTAL 424564 2	-24,191

FLORIDA DEPARTMENT OF TRANSPORTATION
OFFICE OF WORK PROGRAM
ANNUAL OBLIGATIONS REPORT
=====

DATE RUN: 10/02/2018
TIME RUN: 08.45.25
MBROBLTP

HIGHWAYS
=====

ITEM NUMBER:424564 4
DISTRICT:07
ROADWAY ID:15510000

PROJECT DESCRIPTION:CR 694 (PARK BLVD) FROM STARKEY RD TO 66TH ST N
COUNTY:PINELLAS
PROJECT LENGTH: 2.051MI

NON-SIS
TYPE OF WORK:SIDEWALK
LANES EXIST/IMPROVED/ADDED: 6/ 6/ 0

FUND CODE	2018
PHASE: PRELIMINARY ENGINEERING / RESPONSIBLE AGENCY: MANAGED BY FDOT TALU	1,700
TOTAL 424564 4	1,700
TOTAL 424564 4	1,700

ITEM NUMBER:424564 6
DISTRICT:07
ROADWAY ID:15000306

PROJECT DESCRIPTION:HAINES-BAYSHORE RD FROM US 19 N TO SUNRISE BLVD
COUNTY:PINELLAS
PROJECT LENGTH: .947MI

NON-SIS
TYPE OF WORK:SIDEWALK
LANES EXIST/IMPROVED/ADDED: 2/ 0/ 0

FUND CODE	2018
PHASE: PRELIMINARY ENGINEERING / RESPONSIBLE AGENCY: MANAGED BY FDOT TALT	3,100
PHASE: CONSTRUCTION / RESPONSIBLE AGENCY: MANAGED BY FDOT TALT	12,597
PHASE: CONSTRUCTION / RESPONSIBLE AGENCY: MANAGED BY PINELLAS COUNTY BOCC TALT	262,086
TALU	478,494
TOTAL 424564 6	756,277
TOTAL 424564 6	756,277

ITEM NUMBER:424564 7
DISTRICT:07
ROADWAY ID:15000041

PROJECT DESCRIPTION:HERCULES SIDEWALK II FROM SHERWOOD ST TO SUNSET POINT RD
COUNTY:PINELLAS
PROJECT LENGTH: .637MI

NON-SIS
TYPE OF WORK:SIDEWALK
LANES EXIST/IMPROVED/ADDED: 4/ 0/ 0

FUND CODE	2018
PHASE: PRELIMINARY ENGINEERING / RESPONSIBLE AGENCY: MANAGED BY PINELLAS COUNTY BOCC TALU	1,517
TOTAL 424564 7	1,517
TOTAL 424564 7	1,517

ITEM NUMBER:429058 1
DISTRICT:07
ROADWAY ID:15061000

PROJECT DESCRIPTION:SR 693 (66TH ST) FROM CR 694/PARK BLVD TO CR 376/142ND AVE
COUNTY:PINELLAS
PROJECT LENGTH: 4.238MI

NON-SIS
TYPE OF WORK:RESURFACING
LANES EXIST/IMPROVED/ADDED: 6/ 6/ 0

FUND CODE	2018
PHASE: CONSTRUCTION / RESPONSIBLE AGENCY: MANAGED BY FDOT SU	-1,632
TOTAL 429058 1	-1,632
TOTAL 429058 1	-1,632

FLORIDA DEPARTMENT OF TRANSPORTATION
OFFICE OF WORK PROGRAM
ANNUAL OBLIGATIONS REPORT
=====

DATE RUN: 10/02/2018
TIME RUN: 08.45.25
MBROBLTP

HIGHWAYS
=====

ITEM NUMBER:429060 1 PROJECT DESCRIPTION:SR 686 (ROOSEVELT) FROM W OF 28TH ST N TO W OF GANDY BLVD
DISTRICT:07 COUNTY:PINELLAS
ROADWAY ID:15030000 PROJECT LENGTH: 2.280MI

NON-SIS
TYPE OF WORK:RESURFACING
LANES EXIST/IMPROVED/ADDED: 6/ 6/ 0

FUND CODE	2018
PHASE: CONSTRUCTION / RESPONSIBLE AGENCY: MANAGED BY FDOT	
HSP	-2,000
SA	138,100
TOTAL 429060 1	136,100
TOTAL 429060 1	136,100

ITEM NUMBER:429060 2 PROJECT DESCRIPTION:SR 686/ROOSEVELT BLVD AT LAKE CARILLON DRIVE
DISTRICT:07 COUNTY:PINELLAS
ROADWAY ID:15030000 PROJECT LENGTH: .147MI

NON-SIS
TYPE OF WORK:ADD RIGHT TURN LANE(S)
LANES EXIST/IMPROVED/ADDED: 6/ 1/ 1

FUND CODE	2018
PHASE: CONSTRUCTION / RESPONSIBLE AGENCY: MANAGED BY FDOT	
HSP	11,523
TOTAL 429060 2	11,523
TOTAL 429060 2	11,523

ITEM NUMBER:430501 1 PROJECT DESCRIPTION:9TH ST S (MLK STREET) FROM 6TH AVE S TO 7TH AVE S
DISTRICT:07 COUNTY:PINELLAS
ROADWAY ID:15000152 PROJECT LENGTH: .125MI

NON-SIS
TYPE OF WORK:BRIDGE REPLACEMENT
LANES EXIST/IMPROVED/ADDED: 4/ 4/ 0

FUND CODE	2018
PHASE: PRELIMINARY ENGINEERING / RESPONSIBLE AGENCY: MANAGED BY FDOT	
NHBR	294,424
SU	227,475
TOTAL 430501 1	521,899
TOTAL 430501 1	521,899

ITEM NUMBER:430899 1 PROJECT DESCRIPTION:US 19 (SR 55) FROM N OF CROSS BAYOU CN TO N OF WHITNEY RD
DISTRICT:07 COUNTY:PINELLAS
ROADWAY ID:15150000 PROJECT LENGTH: 3.031MI

SIS
TYPE OF WORK:RESURFACING
LANES EXIST/IMPROVED/ADDED: 6/ 6/ 0

FUND CODE	2018
PHASE: CONSTRUCTION / RESPONSIBLE AGENCY: MANAGED BY FDOT	
EB	-99,892
SA	9,066,274
TOTAL 430899 1	8,966,382
TOTAL 430899 1	8,966,382

FLORIDA DEPARTMENT OF TRANSPORTATION
OFFICE OF WORK PROGRAM
ANNUAL OBLIGATIONS REPORT
=====

DATE RUN: 10/02/2018
TIME RUN: 08.45.25
MBROBLTP

HIGHWAYS
=====

ITEM NUMBER:430900 1
DISTRICT:07
ROADWAY ID:15240000

PROJECT DESCRIPTION:SR 687 FROM 106TH AVE N TO N OF BIG ISLAND GAP
COUNTY:PINELLAS
PROJECT LENGTH: 1.935MI

NON-SIS
TYPE OF WORK:RESURFACING
LANES EXIST/IMPROVED/ADDED: 5/ 5/ 0

FUND CODE	2018
PHASE: CONSTRUCTION / RESPONSIBLE AGENCY: MANAGED BY FDOT	
RED	-49,061
TOTAL 430900 1	-49,061
TOTAL 430900 1	-49,061

ITEM NUMBER:431496 1
DISTRICT:07
ROADWAY ID:15150000

PROJECT DESCRIPTION:US 19 (SR 55) FROM N OF GANDY BLVD TO 49TH ST NORTH
COUNTY:PINELLAS
PROJECT LENGTH: 1.763MI

NON-SIS
TYPE OF WORK:RESURFACING
LANES EXIST/IMPROVED/ADDED: 6/ 6/ 0

FUND CODE	2018
PHASE: CONSTRUCTION / RESPONSIBLE AGENCY: MANAGED BY FDOT	
HSP	-35,571
TOTAL 431496 1	-35,571
TOTAL 431496 1	-35,571

ITEM NUMBER:432586 1
DISTRICT:07
ROADWAY ID:15040000

PROJECT DESCRIPTION:SR 60 (GULF TO BAY) FR COURT ST/S HIGHLAND AV TO W OF BYPASS DRIVE
COUNTY:PINELLAS
PROJECT LENGTH: 2.558MI

NON-SIS
TYPE OF WORK:RESURFACING
LANES EXIST/IMPROVED/ADDED: 6/ 6/ 0

FUND CODE	2018
PHASE: CONSTRUCTION / RESPONSIBLE AGENCY: MANAGED BY FDOT	
HSP	-382,927
TOTAL 432586 1	-382,927
TOTAL 432586 1	-382,927

ITEM NUMBER:432698 1
DISTRICT:07
ROADWAY ID:15010000

PROJECT DESCRIPTION:ALT US 19 (SR 595) FROM S OF PARK ST N TO W END LONG BAYOU BRIDGE
COUNTY:PINELLAS
PROJECT LENGTH: .887MI

NON-SIS
TYPE OF WORK:RESURFACING
LANES EXIST/IMPROVED/ADDED: 5/ 5/ 0

FUND CODE	2018
PHASE: CONSTRUCTION / RESPONSIBLE AGENCY: MANAGED BY FDOT	
HSP	2,283
SA	18,352
TOTAL 432698 1	20,635
TOTAL 432698 1	20,635

FLORIDA DEPARTMENT OF TRANSPORTATION
OFFICE OF WORK PROGRAM
ANNUAL OBLIGATIONS REPORT
=====

HIGHWAYS
=====

ITEM NUMBER:433799 1	PROJECT DESCRIPTION:US 19 (SR 55) FROM N OF CR 95 TO S OF PINE RIDGE WAY S	*SIS*
DISTRICT:07	COUNTY:PINELLAS	TYPE OF WORK:INTERCHANGE (NEW)
ROADWAY ID:15150000	PROJECT LENGTH: 1.604MI	LANES EXIST/IMPROVED/ADDED: 8/ 8/ 2
FUND CODE	2018	
PHASE: PRELIMINARY ENGINEERING / RESPONSIBLE AGENCY: MANAGED BY FDOT		
NHPP	36,073	
TOTAL 433799 1	36,073	
TOTAL 433799 1	36,073	

ITEM NUMBER:433880 1	PROJECT DESCRIPTION:GATEWAY EXPRESSWAY FM SR690 @ US19 & SR686 EXT @ CR611 TO W OF I-275	*SIS*
DISTRICT:07	COUNTY:PINELLAS	TYPE OF WORK:NEW ROAD CONSTRUCTION
ROADWAY ID:15035000	PROJECT LENGTH: 2.827MI	LANES EXIST/IMPROVED/ADDED: 2/ 2/ 4
FUND CODE	2018	
PHASE: PRELIMINARY ENGINEERING / RESPONSIBLE AGENCY: MANAGED BY FDOT		
NHPP	674,119	
PHASE: CONSTRUCTION / RESPONSIBLE AGENCY: MANAGED BY FDOT		
NHPP	53,540,705	
SA	18,242,465	
TOTAL 433880 1	72,457,289	
TOTAL 433880 1	72,457,289	

ITEM NUMBER:434497 1	PROJECT DESCRIPTION:SEXTON ELEM- 19TH ST FM 38TH AVE N/42ND AVE N TO S OF 42ND/HAINES/54TH	*NON-SIS*
DISTRICT:07	COUNTY:PINELLAS	TYPE OF WORK:SIDEWALK
ROADWAY ID:15900003	PROJECT LENGTH: .761MI	LANES EXIST/IMPROVED/ADDED: 2/ 0/ 0
FUND CODE	2018	
PHASE: PRELIMINARY ENGINEERING / RESPONSIBLE AGENCY: MANAGED BY FDOT		
SR2T	2,000	
TOTAL 434497 1	2,000	
TOTAL 434497 1	2,000	

ITEM NUMBER:434806 1	PROJECT DESCRIPTION:SR 693/S PASADENA AV FROM E OF SR 699/BLIND PASS RD TO PARK ST	*NON-SIS*
DISTRICT:07	COUNTY:PINELLAS	TYPE OF WORK:RESURFACING
ROADWAY ID:15110000	PROJECT LENGTH: 1.743MI	LANES EXIST/IMPROVED/ADDED: 6/ 6/ 0
FUND CODE	2018	
PHASE: PRELIMINARY ENGINEERING / RESPONSIBLE AGENCY: MANAGED BY FDOT		
SA	653,405	
TOTAL 434806 1	653,405	
TOTAL 434806 1	653,405	

FLORIDA DEPARTMENT OF TRANSPORTATION
OFFICE OF WORK PROGRAM
ANNUAL OBLIGATIONS REPORT
=====

DATE RUN: 10/02/2018
TIME RUN: 08.45.25
MBROBLTP

HIGHWAYS
=====

ITEM NUMBER:434807 1	PROJECT DESCRIPTION:US 19 (SR 55) FROM S OF LIVE OAK ST TO N OF BRITTANY PARK BLVD	*SIS*
DISTRICT:07	COUNTY:PINELLAS	
ROADWAY ID:15150000	PROJECT LENGTH: 1.320MI	
		TYPE OF WORK:RESURFACING
		LANES EXIST/IMPROVED/ADDED: 6/ 6/ 0
FUND CODE	2018	
PHASE: PRELIMINARY ENGINEERING / RESPONSIBLE AGENCY: MANAGED BY FDOT SA	668,042	
PHASE: CONSTRUCTION / RESPONSIBLE AGENCY: MANAGED BY FDOT NHRE	104,871	
SA	10,128	
TOTAL 434807 1	783,041	
TOTAL 434807 1	783,041	

ITEM NUMBER:434839 1	PROJECT DESCRIPTION:SR 682/54TH AVE S FROM 41ST ST S TO US 19 (SR 55)	*SIS*
DISTRICT:07	COUNTY:PINELLAS	
ROADWAY ID:15200003	PROJECT LENGTH: .897MI	
		TYPE OF WORK:RESURFACING
		LANES EXIST/IMPROVED/ADDED: 3/ 3/ 0
FUND CODE	2018	
PHASE: PRELIMINARY ENGINEERING / RESPONSIBLE AGENCY: MANAGED BY FDOT SA	287,161	
PHASE: CONSTRUCTION / RESPONSIBLE AGENCY: MANAGED BY FDOT SA	1,629,298	
TOTAL 434839 1	1,916,459	
TOTAL 434839 1	1,916,459	

ITEM NUMBER:436011 1	PROJECT DESCRIPTION:KEYSTONE ROAD FROM E OF EAST LAKE RD TO HILLSBOROUGH COUNTY LINE	*NON-SIS*
DISTRICT:07	COUNTY:PINELLAS	
ROADWAY ID:15560000	PROJECT LENGTH: 2.566MI	
		TYPE OF WORK:PAVE SHOULDERS
		LANES EXIST/IMPROVED/ADDED: 2/ 2/ 0
FUND CODE	2018	
PHASE: CONSTRUCTION / RESPONSIBLE AGENCY: MANAGED BY FDOT HSP	2,887	
TOTAL 436011 1	2,887	
TOTAL 436011 1	2,887	

ITEM NUMBER:436056 1	PROJECT DESCRIPTION:10TH & 11TH AVE S AT BOOKER CREEK BRIDGE #157235 AND #157111	*NON-SIS*
DISTRICT:07	COUNTY:PINELLAS	
ROADWAY ID:15900014	PROJECT LENGTH: .165MI	
		TYPE OF WORK:BRIDGE REPLACEMENT
		LANES EXIST/IMPROVED/ADDED: 2/ 2/ 0
FUND CODE	2018	
PHASE: PRELIMINARY ENGINEERING / RESPONSIBLE AGENCY: MANAGED BY FDOT BRTZ	6,367	
TOTAL 436056 1	6,367	
TOTAL 436056 1	6,367	

FLORIDA DEPARTMENT OF TRANSPORTATION
OFFICE OF WORK PROGRAM
ANNUAL OBLIGATIONS REPORT
=====

DATE RUN: 10/02/2018
TIME RUN: 08.45.25
MBROBLTP

HIGHWAYS
=====

ITEM NUMBER:436485 1 PROJECT DESCRIPTION:ALT US 19/SR 595/SEMINOLE BLVD FR S OF 53RD AVE N TO N OF 101ST AVE N *NON-SIS*
DISTRICT:07 COUNTY:PINELLAS TYPE OF WORK:RESURFACING
ROADWAY ID:15010000 PROJECT LENGTH: 3.104MI LANES EXIST/IMPROVED/ADDED: 6/ 6/ 0

FUND CODE	2018
PHASE: PRELIMINARY ENGINEERING / RESPONSIBLE AGENCY: MANAGED BY FDOT	
HSP	226,532
TOTAL 436485 1	226,532
TOTAL 436485 1	226,532

ITEM NUMBER:436486 1 PROJECT DESCRIPTION:SR 586/CURLEW RD FM E OF FISHER RD TO E OF TALLEY DR/69TH ST *NON-SIS*
DISTRICT:07 COUNTY:PINELLAS TYPE OF WORK:RESURFACING
ROADWAY ID:15009000 PROJECT LENGTH: .510MI LANES EXIST/IMPROVED/ADDED: 6/ 6/ 0

FUND CODE	2018
PHASE: CONSTRUCTION / RESPONSIBLE AGENCY: MANAGED BY FDOT	
SA	1,067,468
TOTAL 436486 1	1,067,468
TOTAL 436486 1	1,067,468

ITEM NUMBER:437643 1 PROJECT DESCRIPTION:SR 693/66TH ST FROM 30TH AVE N TO 58TH AVE N *NON-SIS*
DISTRICT:07 COUNTY:PINELLAS TYPE OF WORK:ADD LEFT TURN LANE(S)
ROADWAY ID:15230000 PROJECT LENGTH: 1.760MI LANES EXIST/IMPROVED/ADDED: 6/ 0/ 1

FUND CODE	2018
PHASE: PRELIMINARY ENGINEERING / RESPONSIBLE AGENCY: MANAGED BY FDOT	
HSP	548,525
TOTAL 437643 1	548,525
TOTAL 437643 1	548,525

ITEM NUMBER:437808 1 PROJECT DESCRIPTION:70TH AVE N FROM US 19 (SR 55) TO CYPRESS TERRACE *NON-SIS*
DISTRICT:07 COUNTY:PINELLAS TYPE OF WORK:ADD LEFT TURN LANE(S)
ROADWAY ID:15000106 PROJECT LENGTH: .050MI LANES EXIST/IMPROVED/ADDED: 2/ 2/ 1

FUND CODE	2018
PHASE: CONSTRUCTION / RESPONSIBLE AGENCY: MANAGED BY CITY OF PINELLAS PARK	
HSP	309,994
PHASE: CONSTRUCTION / RESPONSIBLE AGENCY: MANAGED BY FDOT	
HSP	102,757
SA	5,000
TOTAL 437808 1	417,751
TOTAL 437808 1	417,751

FLORIDA DEPARTMENT OF TRANSPORTATION
OFFICE OF WORK PROGRAM
ANNUAL OBLIGATIONS REPORT
=====

DATE RUN: 10/02/2018
TIME RUN: 08.45.25
MBROBLTP

HIGHWAYS
=====

ITEM NUMBER:438022 1	PROJECT DESCRIPTION:62ND AVE SIDEWALK FROM 62ND ST N TO E OF 58TH ST N		*NON-SIS*
DISTRICT:07	COUNTY:PINELLAS	TYPE OF WORK:SIDEWALK	
ROADWAY ID:15504000	PROJECT LENGTH: .629MI	LANES EXIST/IMPROVED/ADDED: 2/ 0/ 0	
FUND CODE	2018		
<hr/>			
PHASE: PRELIMINARY ENGINEERING / RESPONSIBLE AGENCY: MANAGED BY FDOT			
TALU	5,009		
TOTAL 438022 1	5,009		
TOTAL 438022 1	5,009		

ITEM NUMBER:438725 1	PROJECT DESCRIPTION:RAILROAD AVE, SAFETY HARBOR, AT CROSSING NGCN 626837H,RR MP SY 866.61		*NON-SIS*
DISTRICT:07	COUNTY:PINELLAS	TYPE OF WORK:RAIL SAFETY PROJECT	
ROADWAY ID:	PROJECT LENGTH: .000	LANES EXIST/IMPROVED/ADDED: 0/ 0/ 0	
FUND CODE	2018		
<hr/>			
PHASE: RAILROAD AND UTILITIES / RESPONSIBLE AGENCY: MANAGED BY FDOT			
RHP	-144,917		
TOTAL 438725 1	-144,917		
TOTAL 438725 1	-144,917		

ITEM NUMBER:439829 3	PROJECT DESCRIPTION:INTERSECTION LIGHTING - VARIOUS LOCATIONS IN PINELLAS COUNTY		*NON-SIS*
DISTRICT:07	COUNTY:PINELLAS	TYPE OF WORK:LIGHTING	
ROADWAY ID:	PROJECT LENGTH: .000	LANES EXIST/IMPROVED/ADDED: 0/ 0/ 0	
FUND CODE	2018		
<hr/>			
PHASE: CONSTRUCTION / RESPONSIBLE AGENCY: MANAGED BY FDOT			
HSP	608,705		
TOTAL 439829 3	608,705		
TOTAL 439829 3	608,705		

ITEM NUMBER:440430 1	PROJECT DESCRIPTION:9TH AVE N AT CROSSING NCGN: 626716K, RRMP:897.25		*NON-SIS*
DISTRICT:07	COUNTY:PINELLAS	TYPE OF WORK:RAIL SAFETY PROJECT	
ROADWAY ID:	PROJECT LENGTH: .000	LANES EXIST/IMPROVED/ADDED: 0/ 0/ 0	
FUND CODE	2018		
<hr/>			
PHASE: RAILROAD AND UTILITIES / RESPONSIBLE AGENCY: MANAGED BY FDOT			
RHH	38,130		
RHP	386,983		
TOTAL 440430 1	425,113		
TOTAL 440430 1	425,113		

FLORIDA DEPARTMENT OF TRANSPORTATION
OFFICE OF WORK PROGRAM
ANNUAL OBLIGATIONS REPORT
=====

HIGHWAYS
=====

ITEM NUMBER:440804 1 PROJECT DESCRIPTION:FOREST LAKES BOULEVARD IN CITY OF OLDSMAR @ NCGN: 626842E
DISTRICT:07 COUNTY:PINELLAS
ROADWAY ID:15000457 PROJECT LENGTH: .010MI

NON-SIS
TYPE OF WORK:RAIL SAFETY PROJECT
LANES EXIST/IMPROVED/ADDED: 2/ 0/ 0

FUND CODE	2018
PHASE: RAILROAD AND UTILITIES / RESPONSIBLE AGENCY: MANAGED BY FDOT	
RHH	435,846
TOTAL 440804 1	435,846
TOTAL 440804 1	435,846
TOTAL DIST: 07	96,625,181
TOTAL HIGHWAYS	96,625,181

ITEM NUMBER:439338 1

DISTRICT:07

ROADWAY ID:

PROJECT DESCRIPTION:PINELLAS COUNTY FY 2016/2017-2017/2018 UPWP

COUNTY:PINELLAS

PROJECT LENGTH: .000

NON-SIS

TYPE OF WORK:TRANSPORTATION PLANNING

LANES EXIST/IMPROVED/ADDED: 0/ 0/ 0

FUND CODE	2018
PHASE: PRELIMINARY ENGINEERING / RESPONSIBLE AGENCY: RESPONSIBLE AGENCY NOT AVAILABLE	
PL	961,120
SU	-117,490
TOTAL 439338 1	843,630
TOTAL 439338 1	843,630

ITEM NUMBER:439338 2

DISTRICT:07

ROADWAY ID:

PROJECT DESCRIPTION:PINELLAS COUNTY FY 2018/2019-2019/2020 UPWP

COUNTY:PINELLAS

PROJECT LENGTH: .000

NON-SIS

TYPE OF WORK:TRANSPORTATION PLANNING

LANES EXIST/IMPROVED/ADDED: 0/ 0/ 0

FUND CODE	2018
PHASE: PRELIMINARY ENGINEERING / RESPONSIBLE AGENCY: RESPONSIBLE AGENCY NOT AVAILABLE	
PL	298,546
SU	350,000
TOTAL 439338 2	648,546
TOTAL 439338 2	648,546
TOTAL DIST: 07	1,492,176
TOTAL PLANNING	1,492,176

FLORIDA DEPARTMENT OF TRANSPORTATION
OFFICE OF WORK PROGRAM
ANNUAL OBLIGATIONS REPORT
=====

DATE RUN: 10/02/2018
TIME RUN: 08.45.25
MBROBLTP

MISCELLANEOUS
=====

ITEM NUMBER:415738 7 PROJECT DESCRIPTION:OLDSMAR TRAIL PHASE 6 EXT- DOUGLAS FM HAYES/BAYVIEW TO RACE TRACK *NON-SIS*
DISTRICT:07 COUNTY:PINELLAS
ROADWAY ID: PROJECT LENGTH: .000 TYPE OF WORK:BIKE PATH/TRAIL
LANES EXIST/IMPROVED/ADDED: 0/ 0/ 0

FUND CODE	2018
PHASE: PRELIMINARY ENGINEERING / RESPONSIBLE AGENCY: MANAGED BY FDOT	
TALU	2,038
TOTAL 415738 7	2,038
TOTAL 415738 7	2,038

ITEM NUMBER:432580 1 PROJECT DESCRIPTION:DRUID TRAIL PH IV FROM S EVERGREEN AVE TO DUKE ENERGY TRAIL *NON-SIS*
DISTRICT:07 COUNTY:PINELLAS
ROADWAY ID:15000055 PROJECT LENGTH: 2.937MI TYPE OF WORK:BIKE PATH/TRAIL
LANES EXIST/IMPROVED/ADDED: 2/ 0/ 0

FUND CODE	2018
PHASE: CONSTRUCTION / RESPONSIBLE AGENCY: MANAGED BY CITY OF CLEARWATER	
TALU	94,044
PHASE: CONSTRUCTION / RESPONSIBLE AGENCY: MANAGED BY FDOT	
TALU	373
TOTAL 432580 1	94,417
TOTAL 432580 1	94,417

ITEM NUMBER:439429 1 PROJECT DESCRIPTION:HONEYMOON ISLAND SPUR TRAIL *NON-SIS*
DISTRICT:07 COUNTY:PINELLAS
ROADWAY ID: PROJECT LENGTH: .000 TYPE OF WORK:BIKE PATH/TRAIL
LANES EXIST/IMPROVED/ADDED: 0/ 0/ 0

FUND CODE	2018
PHASE: PRELIMINARY ENGINEERING / RESPONSIBLE AGENCY: MANAGED BY FDOT	
TALT	-767
PHASE: CONSTRUCTION / RESPONSIBLE AGENCY: MANAGED BY FDOT	
TALT	-5,584
PHASE: CONSTRUCTION / RESPONSIBLE AGENCY: MANAGED BY FL DEPT OF ENVIRONMENTAL	
TALT	-99,918
TALU	99,918
TOTAL 439429 1	-6,351
TOTAL 439429 1	-6,351
TOTAL DIST: 07	90,104
TOTAL MISCELLANEOUS	90,104

GRAND TOTAL 98,207,461

Section 6: Transportation Disadvantaged Program Element

TRANSPORTATION DISADVANTAGED PROGRAM ELEMENT

INTRODUCTION

Forward Pinellas serves as the designated planning agency of the Pinellas County Transportation Disadvantaged (TD) Program in accordance with Rule 41 – 2.009, F.A.C. The TD Program provides a coordinated system of low cost transportation services to people who are unable to transport themselves due to physical or mental impairment or economic circumstances. As the Community Transportation Coordinator (CTC) for the program, the Pinellas Suncoast Transit Authority (PSTA) is responsible for the delivery of transportation services to eligible recipients.

Two of the key roles carried out by Forward Pinellas for the TD Program include development and administration of the [TD Service Plan \(TDSP\)](#) and providing staff support to the Local Coordinating Board (LCB), which oversees the Program and provides policy guidance. The TD Service Plan documents the operations of the Program and provides an inventory of its transportation providers. It also provides a socioeconomic profile of underserved communities in Pinellas County and an assessment of unmet transportation needs. Lastly, the TDSP sets forth the TD Program goals, objectives and strategies.

Development and monitoring of TDSP goals, objectives and strategies was and is closely coordinated with local

comprehensive plans and the LRTP, particularly regarding the support and improvement of transit service and transportation access to underserved communities. The TDSP is updated on an annual basis to reflect changes related to program operations such as service rates, coordinated agency and provider information and performance standards. Every five years a major update of the TDSP is conducted to re-assess the demographics and needs of the service area.

The LCB membership is comprised of representatives of social service agencies that serve persons with disabilities, the elderly, veterans, Medicaid recipients, children at risk and those receiving employment services. Other members/representatives include citizens, a for-profit transportation provider, and an elected official who serves as the chairman. Representatives of FDOT and PSTA are non-voting members. In addition to providing policy direction, the LCB ensures that TD Program services are coordinated with other agencies serving disadvantaged communities around the County so that the funds it receives are expended in the most cost effective manner possible.

Forward Pinellas annually reviews and approves funding resources for the Pinellas County TD Program through the adoption of the Transportation Improvement Program. Funding for the TD Program is obtained through federal, state and local government sources, including the state

Commission for the Transportation Disadvantaged from the state Transportation Trust Fund. The Transportation Disadvantaged Element table on the next page includes project and program descriptions, planned costs, anticipated revenues and identification of the year the project or services are to be undertaken and implemented.

TRANSPORTATION DISADVANTAGED ELEMENT FISCAL YEARS: 2018/19 THRU 2023/24 (FUNDS SHOWN ARE IN THOUSANDS)							
PROJECT NUMBER	PROJECT DESCRIPTION	18/19	19/20	20/21	21/22	22/23	23/24
789853	Pinellas County TD Commission Planning Grant	39.8 TDTF	39.6 TDTF	39.6 TDTF	39.6 TDTF	39.6 TDTF	39.6 TDTF
7897852	Pinellas County TD Commission Trip and Equipment Grant (PSTA)	427 LF 3,844 TDTF	408 LF 3,673 TDTF	408 LF 3,673 TDTF	408 LF 3,673 TDTF	408 LF 3,673 TDTF	408 LF 3,673 TDTF
	Pinellas County Mobility Enhancement Grant	52 LF 468 TDTF (Mobility Enhancement Funds)					

The FY 2018/19 column is the amount of federal and/or state funds that have been obligated for projects in the most recently completed federal fiscal year between October 1, 2018 and September 30, 2019.

Section 7: Public Transportation Work Program

FORWARD PINELLAS TRANSPORTATION IMPROVEMENT PROGRAM FISCAL YEAR 2019/20 THROUGH 2023/2024

INTRODUCTION

This section of the Transportation Improvement Program (TIP) reflects input from the Florida Department of Transportation (FDOT), the Pinellas Suncoast Transit Authority (PSTA), the Tampa Bay Area Regional Transit Authority (TBARTA) and local airport operators.



Funding sources of public transportation projects are denoted in the TIP and State Work Program as D2, DL2, DU2, LF2, FAA, and FTA. The D2 funds are State-matching funds and are derived from the State of Florida's primary gasoline tax. The DL2 and DU2 funds

are State funds requiring reimbursement. FAA funds are Federal Aviation Administration funds. The sources of local funds (LF2) are ad valorem taxes.

FTA funds are categorized as 5307, 5339, 5310, 5316 and 5317. Federal Project Numbers are shown in the first line of the project description.

It is the policy of Forward Pinellas that the acquisition of additional buses by the PSTA should be reviewed by the Forward Pinellas Board in conjunction with operational and service enhancement provisions within the adopted Transit Development Plan (TDP). The review by the Board will consider such bus acquisition/replacement components as size, need, and technology advances.

**PINELLAS COUNTY METROPOLITAN PLANNING ORGANIZATION
TRANSPORTATION IMPROVEMENT PROGRAM
(PUBLIC TRANSPORTATION)
FISCAL YEARS 2019/20– 2023/24**

ALBERT WHITTED AIRPORT

FUNDS SHOWN ARE IN THOUSANDS

WORK ITEM #	PROJECT DESCRIPTION	2019/20	2020/21	2021/22	2022/23	2023/24
2821001	Airport PAPI/REILS	DES 18 ACPF				
2821002	Airport Airfield Improvements					
2821003	Design Runway 18/36	DES 225 ACPF				
2821004	Runway 18/36 Rehab		2,160 ACPF			
2821005	Taxiway “A” Rehab					1,350 ACPF
2821006	PAPIs/PEILs Runway 18/36		90 ACPF			
2821007	Rehab Airfield Vault			CST 540 ACPF		
2821008	Taxiway “A” Design				DES 10 ACPF	

ACPF = Airport Capital Projects Fund; PAPI = Precision Approach Path Indicators; REILS = Runway End Identifier Lights

**PINELLAS COUNTY METROPOLITAN PLANNING ORGANIZATION
TRANSPORTATION IMPROVEMENT PROGRAM
(PUBLIC TRANSPORTATION)
FISCAL YEARS 2019/20 – 2023/24**

CAP = Capital Grant

CLEARWATER AIRPARK		FUNDS SHOWN IN THOUSANDS				
WORK ITEM #	PROJECT DESCRIPTION	2019/20	20/21	21/22	22/23	23/24
4317931	Update Masterplan					
4317941	New Hangar					
4329771	Airport Ground Support Equipment Replacement					
4352221	Replace Airplane Hangar C	CAP 1,200				
4352271	Construct Permanent Terminal				CAP 3,600	
4385121	Upgrade Security System		CAP 100			

**PINELLAS COUNTY METROPOLITAN PLANNING ORGANIZATION
TRANSPORTATION IMPROVEMENT PROGRAM
(PUBLIC TRANSPORTATION)
FISCAL YEARS 2019/20 – 2023/24**

PORT OF ST. PETERSBURG

FUNDS SHOWN ARE IN THOUSANDS

WORK ITEM #	PROJECT DESCRIPTION	2019/20	2020/21	2021/22	2022/23	2023/24
FPN# 4225011	Seaport Renovation and Replacement Port and Wharf Rehabilitation and Utilities					

CST=Construction; NCIF – Neighborhood and Citywide Infrastructure Capital Improvement Fund; PCPF – Port Capital Projects Fund

**PINELLAS COUNTY METROPOLITAN PLANNING ORGANIZATION
TRANSPORTATION IMPROVEMENT PROGRAM
(PUBLIC TRANSPORTATION)
FISCAL YEARS 2019/20 – 2023/24**

ST. PETE CLEARWATER INTERNATIONAL AIRPORT

FUNDS SHOWN IN THOUSANDS

Proj. #	Project Title	2019/20	2020/21	2021/22	2022/2023	2023/24
000033A	Cargo Apron Construction/Convert Rwy 9/27	\$1,000	\$8,000			
000034A	New GA Taxiways (Airco) and Roads Environmental Assessment	\$142		\$1,150	\$7,500	\$4,500
000035A	Runway 18/36 Rehabilitation	\$11,900	\$12,100			
000037A	New ARFF Vehicle			\$1,000		
001546A	Airport Landside, Roadway & Parking Lot Improvements	\$4,200				
001548A	Master Plan	\$156				
001583A	Security System Rehab – Access Control	\$170				
002111A	Inline Baggage Handling System	\$541				
002877A	New Parking Garage				\$1,400	\$20,000
002878A	Customs/Border Control Improvements	\$1,100				
003343A	Passenger Terminal Improvements and Ramp Expansion				\$3,000	\$186,000
TBD	Tier 3 Drainage Improvements		\$250	\$1,250		

AARF – Air Rescue and Fire Fighting

**PINELLAS COUNTY METROPOLITAN PLANNING ORGANIZATION
TRANSPORTATION IMPROVEMENT PROGRAM
(PUBLIC TRANSPORTATION)
FISCAL YEARS 2018/19 THROUGH 2023/24
PINELLAS SUNCOAST TRANSIT AUTHORITY**

FDOT NO.	PROJECT DESCRIPTION	FY 2018/19	FY 2019/20	FY 2020/21	FY 2021/22	FY 2022/23	FY 2023/24
402520-1-94-	PSTA Section 5307 Formula Funds: The application will include: preventive maintenance, tire lease, replacement revenue vehicles, computer hardware and software, passenger amenities, misc. support equipment, 3rd party contracts, heavy duty vehicles lifts,, short range planning, employee education/training, project administration, and contingency.	Capital FTA (100%) 13,121,174	Capital FTA (100%) 14,214,937	Capital FTA (100%) 14,609,171	Capital FTA (100%) 14,609,171	Capital FTA (100%) 14,609,171	Capital FTA (100%) 14,609,171
434367-1-94	PSTA Section 5307 (Funding to be passed through to TBARTA) – Regional Commuter Vanpool Program to contract for vehicles, acquire computer hardware/software, 3 rd party contracts, short range planning, employee training/education, force account, contingency and project administration.	Capital Equipment and Operating Activities FTA (100%) \$3,679,734					
434304-1-94-	PSTA Section 5339 Bus & Bus Facilities Formula Funds: The application will be used for the purchase of replacement revenue vehicles.	Capital FTA (100%) \$1,789,844	Capital FTA (100%) \$1,750,080	Capital FTA (100%) \$1,750,000	Capital FTA (100%) \$1,750,000	Capital FTA (100%) \$1,750,000	Capital FTA (100%) \$1,750,000
439004-1-94-	PSTA Section 5337 State of Good Repair Formula Funds: The application will be used for the purchase Miscellaneous maintenance equipment.	Capital FTA (100%) \$7,276	Capital FTA (100%) \$7,396	Capital FTA (100%) \$10,000	Capital FTA (100%) \$10,000	Capital FTA (100%) \$10,000	Capital FTA (100%) \$10,000
443490-1-94	PSTA Section 5339 Bus & Bus Facilities Low-No Discretionary Funds: This application will be for the purchase of four electric vehicles and needed equipment. This is funding awarded in 2017 and 2018	Capital FTA \$2,000,000					
	PSTA Section 20005(b) - Pilot Transit Oriented Development Planning Grant (TOD): This application is for eligible short-range planning expenses related to PSTA's Central Avenue BRT project.		FTA (100%) \$1,200,000				
	PSTA Section 3006(b) - Innovative Coordinated Access and Mobility: This application will be used for Wheelchair accessible vehicle integration into on-demand dispatch platform.		FTA (100%) 100,000				
402513-1-84-	PSTA State Block Grant Operating Assistance	Operating FDOT \$4,322,748	Operating FDOT \$4,709,570	Operating FDOT \$4,945,137	Operating FDOT \$5,192,392	Operating FDOT \$5,204,349	Operating FDOT \$5,204,349

**PINELLAS COUNTY METROPOLITAN PLANNING ORGANIZATION
TRANSPORTATION IMPROVEMENT PROGRAM
(PUBLIC TRANSPORTATION)
FISCAL YEARS 2018/19 THROUGH 2023/24
PINELLAS SUNCOAST TRANSIT AUTHORITY**

FDOT NO.	PROJECT DESCRIPTION	FY 2018/19	FY 2019/20	FY 2020/21	FY 2021/22	FY 2022/23	FY 2023/24
410695-1-84-	PSTA – Gandy Corridor; Commuter Express Bus Service, Rt. 100X.	Urban Corridor FDOT \$166,508	Urban Corridor FDOT \$160,000	Urban Corridor FDOT \$285,915	Urban Corridor FDOT \$257,284	Urban Corridor FDOT \$278,817	Urban Corridor FDOT \$278,817
418265-1-84-	PSTA – SR 688/I275 corridor, commuter express bus service, Route 300X	Urban Corridor FDOT \$176,508	Urban Corridor FDOT \$165,000	Urban Corridor FDOT \$285,915	Urban Corridor FDOT \$272,554	Urban Corridor FDOT \$285,915	Urban Corridor FDOT \$285,915
430320-1-84-	Connector (Flex) Service – Curlew Road Connector Service	Urban Corridor FDOT \$222,408	Urban Corridor FDOT \$220,000	Urban Corridor FDOT \$285,917	Urban Corridor FDOT \$272,915	Urban Corridor FDOT \$285,917	Urban Corridor FDOT \$285,917
430319-1-84-	Transit Corridor Program – Route 100X Extension	Urban Corridor FDOT \$245,529	Urban Corridor FDOT \$240,000	Urban Corridor FDOT \$285,915	Urban Corridor FDOT \$272,554	Urban Corridor FDOT \$285,915	Urban Corridor FDOT \$285,915
437245-2	Central Avenue BRT Downtown St. Petersburg to St. Pete Beach Service <i>Amended 3/11/2020 see page 3-67</i>		New Starts Funds FTA \$21,000,000 FDOT \$9,500,000 PSTA \$9,500,000				
443348-1	PSTA Downtown St. Petersburg to Downtown Tampa Service		Service Development FDOT \$1,000,000	Service Development FDOT \$2,000,000	Service Development FDOT \$1,900,000		
412533-1-84	Commuter Assistance Program (CAP) – AV Pilot project in downtown St. Petersburg	Commuter Assistance FDOT \$100					
441989-1-84	Service Development Program – Circulator Service in Downtown St. Petersburg	Service Development FDOT \$900					
440743-1-	Study for Express Bus Service between Clearwater Beach and Tampa International Airport (TIA)				Express Bus Study FDOT \$3,000,000		

Note: The FY 2018/2019 FTA Section 5307 application in the amount of \$3,679,736 will be submitted by Pinellas Suncoast Transit Authority and the funds will be passed through to TBARTA as a sub-recipient.

**PINELLAS COUNTY METROPOLITAN PLANNING ORGANIZATION
TRANSPORTATION IMPROVEMENT PROGRAM
(PUBLIC TRANSPORTATION)
FISCAL YEARS 2018/19 – 2023/24**

FTA SECTION 5310 PROGRAM

FUNDS SHOWN IN THOUSANDS

AGENCY	PROJECT DESCRIPTION	18/19	19/20	20/21	21/22	22/23	23/24
CAREER SOURCE PINELLAS	5310 NF-Workforce transportation workforce retention subsidy OPERATING ASSISTANCE						
WESTCARE GULFCOAST	Scheduling software						
WESTCARE GULFCOAST	Minivan						
NEIGHBORLY CARE NETWORK	5310 NF-Elder Person's EZ- Ride cross-county transportation expansion OPERATING ASSISTANCE						
NEIGHBORLY CARE NETWORK	Cutaway w 10 seats / 8 foldaway seats	FTA 73.5 DS 9.2 LF 9.2	FTA 72.0 DS 9.0 LF 9.0				

**PINELLAS COUNTY METROPOLITAN PLANNING ORGANIZATION
TRANSPORTATION IMPROVEMENT PROGRAM
(PUBLIC TRANSPORTATION)
FISCAL YEARS 2018/19 – 2023/24**

NEIGHBORLY CARE NETWORK	Route Match Software Update	FTA DS LF	20.0 2.5 2.5					
NEIGHBORLY CARE NETWORK	Cutaway w 10 seats / 8 foldaway seats	FTA DS LF	73.5 9.2 9.2	FTA DS LF	72.0 9.0 9.0			
NEIGHBORLY CARE NETWORK	Route Match Tablets	FTA DS LF	24.0 3.0 3.0					
NEIGHBORLY CARE NETWORK	Computer Upgrade	FTA DS LF	6.7 0.84 0.84					
NEIGHBORLY CARE NETWORK	Operating funds for door-to-door transportation for the elderly and disabled.	FTA DS LF	450 0.0 450	FTA DS LF	364.5 0.0 364.5			
NEIGHBORLY CARE NETWORK	Software			FTA DS LF	28.9 3.6 3.6			
PARC	12 Passenger Van	FTA DS LF	51.5 6.4 6.4					
PARC	Sedan	FTA DS LF	33.9 4.2 4.2					
PARC	Software			FTA DS LF	144.4 18.0 18.0			

**PINELLAS COUNTY METROPOLITAN PLANNING ORGANIZATION
TRANSPORTATION IMPROVEMENT PROGRAM
(PUBLIC TRANSPORTATION)
FISCAL YEARS 2018/19 – 2023/24**

PINELLAS SUNCOAST TRANSIT AUTHORITY (PSTA)	Mobility Manager		FTA 71.4 DS 8.9 LF 8.9				
PINELLAS SUNCOAST TRANSIT AUTHORITY (PSTA)	5310 NF-Dunedin-Palm Harbor North Connector Route-OPERATING ASSISTANCE FOR PSTA-PINELLAS	FTA 350.0 DS 0.0 LF 350.0	FTA 700.0 DS 350.0 LF 350.0				
PSTA Same Day Service pilot project	Operating Funds		FTA 125.0 DS 0.0 LF 125.0				
PINELLAS SUNCOAST TRANSIT AUTHORITY (PSTA)	Ricon Wheelchair Ramp System	FTA 240.0 DS 30.0 LF 30.0					
PINELLAS SUNCOAST TRANSIT AUTHORITY (PSTA)	Mobility Manager (Third Party Contract)117-00	FTA 64.0 DS 8.0 LF 8.0					

**PINELLAS COUNTY METROPOLITAN PLANNING ORGANIZATION
TRANSPORTATION IMPROVEMENT PROGRAM
(PUBLIC TRANSPORTATION)
FISCAL YEARS 2018/19 – 2023/24**

LOUISE GRAHAM REGENERATI ON CENTER	Minibus	FTA 100.9 DS 12.6 LF 12.6					
GOODWILL SUNCOAST	Transit Wagon	FTA 35.9 DS 4.5 LF 4.5	FTA 56.8 DS 7.1 LF 7.1				
ARC TAMPA BAY	Minibus	FTA 49.6 DS 6.2 LF 6.2	FTA 101.6 DS 12.7 LF 12.7				
ARC TAMPA BAY	SUV	FTA 18.5 DS 2.3 LF 2.3					
ARC TAMPA BAY	Truck	FTA 18.3 DS 2.9 LF 2.9					

**PINELLAS COUNTY METROPOLITAN PLANNING ORGANIZATION
TRANSPORTATION IMPROVEMENT PROGRAM
(PUBLIC TRANSPORTATION)
FISCAL YEARS 2018/19 – 2023/24**

PEMHS	12 Passenger van	FTA 38.4 DS 4.8 LF 4.8					
ANGELS UNAWARE	12 Passenger van	FTA 46.5 DS 5.8 LF 5.8					
SUNRISE COMMUNITY, INC (ST. PETE)	Operating funds	FTA 75.0 DS 0.0 LF 75.0	FTA 50.0 DS 0.0 LF 50.0				
SUNRISE COMMUNITY, INC (ST. PETE)	Cutaway		FTA 60.8 DS 7.6 LF 7.6				
HOMELESS EMERGENCY PROJECT	Driver's Salaries		FTA 39.0 DS 0.0 LF 39.0				

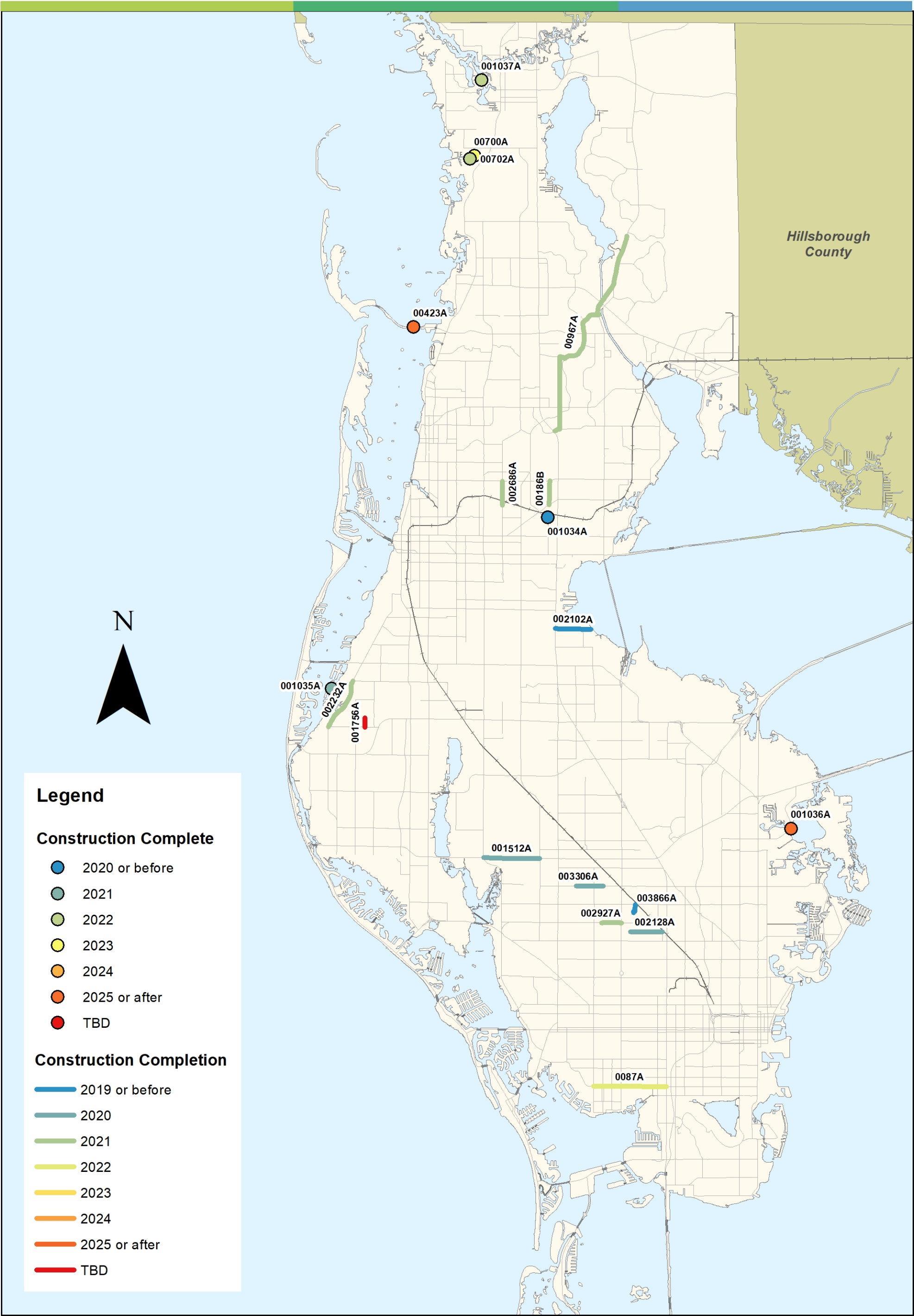
FTA = Federal Transit Administration; DS = State Primary Highways and PTO; LF = Local Funds; PSTA = Pinellas Suncoast Transit Authority; PARC = Pinellas Association for Retarded Children; DART = Demand Response Transportation Notes: The FY 2019/20 column is the amount of federal and state funds that have been obligated for projects in the most recently completed federal fiscal year between October 1, 2018 and September 30, 2019. Program of projects changes annually. 5310 grant applicants are evaluated each year for funding. The FY 2018/19 column is shaded to indicate previous FY funding.

Section 8: Pinellas County Work Program

PINELLAS COUNTY WORK PROGRAM

FY 2020 - FY2025

BRIDGES, SIDEWALKS AND TRAILS



*Project completion date is based on allocation of construction funds in the current FY 2020-2025 County CIP. Construction completion is subject to change.

**SUMMARY TABLE OF BRIDGES/SIDEWALKS PROJECTS IN THE
FY 2019/20 – 2024/25 PINELLAS COUNTY CAPITAL IMPROVEMENT PROGRAM**

PROJECT NUMBER	LOCATION	PROJECT DESCRIPTION	STATUS
186B	Pinellas/Duke Energy Trail Extension (Phase 2) from NE Coachman Rd (SR 590) to Sunset Point Rd on the Duke Energy right-of-way	Shared Use Bike Path/Trail	Design Build Underway
967A	Pinellas/Duke Energy Trail Extension North Loop Gap	Shared Use Bike Path/Trail	CST Underway
2686A/ FPN 4245647	Hercules Ave/Greenbriar Blvd (Phase II) from Sherwood St to Sunset Point Rd	Sidewalk	CST Start: 2020
1512A/ FPN 4245644	CR 694 (Park Blvd) from Starkey Rd to 66th St N	Sidewalk	CST Underway
2102A/ FPN 4245646	Haines Bayshore Rd from US 19 N to Sunrise Blvd	Sidewalk	CST Underway
2232A	Indian Rocks Rd (Phase 2) from Wilcox Rd to 8 th Ave SW	Sidewalk	Design Build Underway
087A	22 nd Ave S from 58 th St S to 34 St S	Sidewalk	Design Underway
146A	Gulf Blvd Improvements from SR 60 at Clearwater Beach to Pass-A-Grille Beach	Improvements include pedestrian crosswalks and streetlights	Ongoing
3306A	62 nd Ave N from 55 th St N to 62 nd St N	Sidewalk	Design Phase
2128A	42nd Avenue from 35th Street N to 46th Street N	Drainage and Sidewalk Improvements	Design Underway
2927A	46th Ave. N. from 49th St. N. to 55th St. N.	Sidewalk Improvements	Design Underway
700A	Westwinds Dr Bridge over Westwind Canal	Bridge Replacement	Final Design Phase
702A	Crosswinds Dr Bridge over Crosswinds Canal	Bridge Replacement	Final Design Phase
1034A	Old Coachman Rd over Alligator Creek	Bridge Replacement	Design Phase
1035A	Oakwood Dr over Stephanie's Channel	Bridge Replacement	Final Design Phase
1036A	San Martin Blvd over Riviera Bay	Bridge Replacement	Design Phase
1037A	Beckett Bridge	Bridge Replacement	Design Phase
423A	Dunedin Causeway Bridge	Bridge Replacement PD&E Study	Design Phase
*1142A	Park Boulevard Drawbridge	Bridge Rehabilitation	Construction Underway

**SUMMARY TABLE OF BRIDGES/SIDEWALKS PROJECTS IN THE
FY 2019/20 – 2024/25 PINELLAS COUNTY CAPITAL IMPROVEMENT PROGRAM**

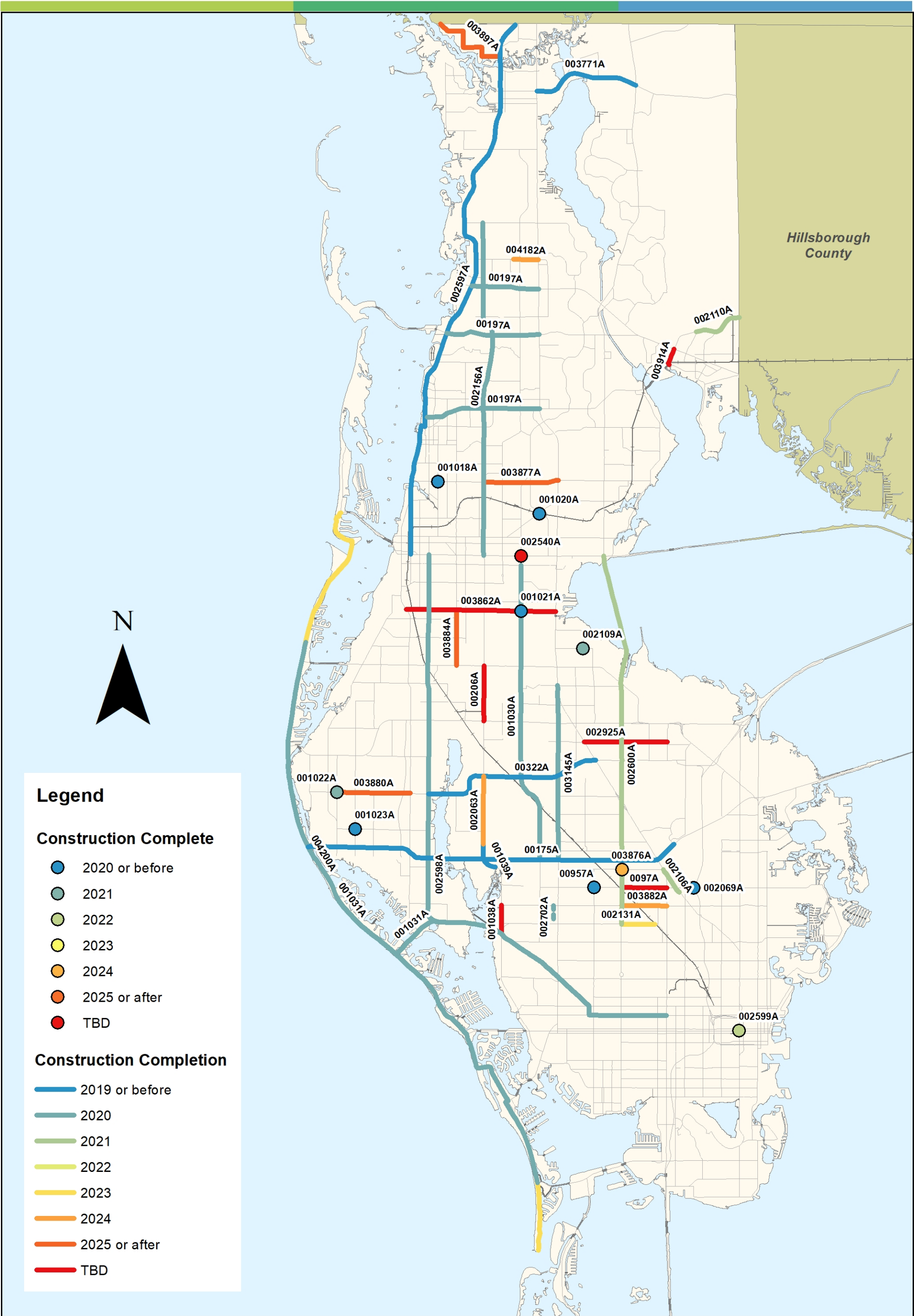
PROJECT NUMBER	LOCATION	PROJECT DESCRIPTION	STATUS
3866A	45th St. N. Sidewalk from Duval Park Blvd to South of 54th Ave	Sidewalk Project	Construction Underway

* Project is not mapped on Pinellas County Work Program maps

Notes:

- 1) FPN = Federal Project Number; DSB = Design-Build (combines construction and design/preliminary engineering phases to reduce costs and expedite construction); CST = Construction; PE = Preliminary Engineering; PD&E = Project Development and Environment; SRTS = Safe Routes to School.
- 2) Shaded projects indicate changes in the FY 2019/20 – 2024/25 Pinellas County Capital Improvement Program (CIP) compared to the adopted FY 2018/19 – 2023/24 CIP. The status column summarizes changes from the previous year.
- 3) This project summary table does not include projects such as drainage work, landscaping, railroad crossings and routine maintenance and repairs.
- 4) Federal Project Numbers (FPN) have been added, where applicable, as a cross-reference to the FDOT State Work Program. Some projects may appear in both the local and state work programs due to funding sources from both local and state government.

PINELLAS COUNTY WORK PROGRAM
FY 2020 - FY2025
MAJOR TRANSPORTATION AND ATMS PROJECTS



*Project completion date is based on allocation of construction funds in the current FY 2020-2025 County CIP. Construction completion is subject to change.

**SUMMARY TABLE OF MAJOR TRANSPORTATION/ATMS PROJECTS IN THE
FY 2019/20 – 2024/25 PINELLAS COUNTY CAPITAL IMPROVEMENT PROGRAM**

PROJECT NUMBER	LOCATION	PROJECT DESCRIPTION	STATUS
2110A	Forest Lakes Blvd from Pine Ave to Pinellas/Hillsborough County Line (Phase II)	Pavement Reconstruction and Road Widening 2 to 4 lanes	Design Build Underway
*297A/ FPN 4338801	Gateway Expressway/118 th Ave N/CR 296 (Future SR 690) from US 19 (SR 55) to E of 28 th St N	New Road/Bridge Construction 0 to 4 lanes	CST Underway
*147A	Haines Rd from 51 st Ave N to 60 th Ave N	Road and Intersection Improvements	CST Complete
2106A	Haines Rd from 60 th Ave N to US 19 (SR 55)	Reconstruction, including bike lanes	Design Build Underway
1018A	Betty Lane at Sunset Point Road	Intersection Improvements	Design Build Underway
1020A	N.E. Coachman Rd at Coachman Rd	Intersection Improvements	Design Build Underway
1022A	102 nd Ave N at Antilles Dr	Intersection Improvements	CST Underway
1023A	131 st St N at 82 nd Ave N and 86 th Ave N	Intersection Improvements	CST 2020
097A	62 nd Ave N from 49 th St N to 34 th St N	Roadway Improvements,	Design Phase
1038A	Park St from Tyrone Blvd to 54 th Ave N	Intersection Improvements/Road Widening	Design Phase
1039A/ FPN 437138	Park St/Starkey Rd from 84 th Ln N to 82 nd Ave N	Reconstruct/Road Widening (4 to 6 lanes)	CST Substantially Complete
206A	Starkey Rd from Ulmerton Rd to East Bay Drive	Roadway Improvements	Design Phase
2109A	Whitney Rd at Wolford Rd	Intersection Improvements	Design Phase, CST Start: 2020
2131A	46 th Ave N from 49 th St N. (CR 611) to 38 th St N	Roadway Improvements	Design Start: 2020
2925A	126 th Ave N from 34 th St to US 19	Roadway and Intersection Improvements	PD&E Phase
2540A	Belcher Rd at SR 60/Gulf-to-Bay Blvd	PD&E Study	PD&E Phase
087A	22 nd Ave S - 58 th St S to 34 th St S	Roadway Improvement	Design Phase Underway
957A	62 nd Avenue North at 58 th Street N	Intersection Improvements	Design Build: 2019-2020
*958A	49 th St N at 38 th Ave N and 30 th Ave N, 58 th St N at 38 th Ave N	ADA Ramps Upgrade, Sidewalk, and Intersection Improvements	Design Build: 2020

**SUMMARY TABLE OF MAJOR TRANSPORTATION/ATMS PROJECTS IN THE
FY 2019/20 – 2024/25 PINELLAS COUNTY CAPITAL IMPROVEMENT PROGRAM**

PROJECT NUMBER	LOCATION	PROJECT DESCRIPTION	STATUS
*1177A	Lakeshore Estates	Roadway and Drainage Improvements	Construction Underway
*1177B	Lakeshore Estates Phase 2	Roadway and Drainage Improvements	Design Underway
2063A	Starkey Road from Flamevine to Bryan Dairy Road	Road Reconstruction and Widening	Design Start: 2020
2069A	62 nd Avenue N & 25 th Street N	Intersection Improvements	Design Build Underway
2702A	67 th Street N. from 48 th Ave N to 50 th Avenue N, and 67 th Street N. from 54 th Avenue N. to south Dead End	Roadway Improvements	Design and Construction Start: 2020
3862A	Belleair Road	Complete Streets Improvements	Preliminary Engineering
3876A	49th St N. (CR 611) at 70th Ave N.	Intersection Improvements	Design Start: 2020
3877A	Sunset Point Rd. from Alt. US 19 to Keene Rd	Roadway Improvements	Preliminary Engineering
3880A	102nd Ave from 137th St to 113th St	Roadway Improvements	Design Start: 2020
3882A	54th Ave. N. from 49th St. N. to 34th St. N.	Roadway Improvements	Preliminary Engineering
3884A	Highland Ave (CR 375) from Belleair Rd (CR 464) to E. Bay Dr (CR 686)	Roadway Improvements	Design Start: 2020
3897A	Anclote Road	Roadway Improvements	Preliminary Engineering
3914A	Forest Lakes Blvd Phase III - From Tampa Rd. to SR 580	Pavement Reconstruction and Road Widening 2 to 4 lanes	Preliminary Engineering
4182A	Nebraska Ave from Alt US 19 to West Lake Rd	Roadway Improvement	Design Start: 2020
4200A	Gulf Blvd Improvements – Penny IV	Roadway Improvements	CST Start: 2020
175A	Park Blvd (SR 694) from Gulf Blvd to Grand Ave	ATMS Improvements	CST Complete
197A	Main St (SR 580), Curlew Rd (SR 586) and Tampa Rd (SR 584) from Alt US 19 (SR 595) to the Hillsborough County Line	ATMS/ITS Improvements	CST Underway
1030A	Belcher Rd from Druid Rd to Park Blvd N	ATMS Improvements	CST Underway
1031A	Gulf Blvd from Belleair Beach Causeway (SR 686) to S of 35 th	ATMS Improvements	Design Build Underway

**SUMMARY TABLE OF MAJOR TRANSPORTATION/ATMS PROJECTS IN THE
FY 2019/20 – 2024/25 PINELLAS COUNTY CAPITAL IMPROVEMENT PROGRAM**

PROJECT NUMBER	LOCATION	PROJECT DESCRIPTION	STATUS
	Ave/Pinellas Bayway		
*1032A	Regional ATMS/ITS Improvements	ATMS/ITS Improvements	CST Start: 2020
2156A/ FPN 4335811	Keene Rd (CR 1) from Gulf-to-Bay Blvd (SR 60) to Alderman Rd	ITS Communication System	Design Build Underway
2598A/ FPN 4348911	Alt US 19 S (SR 595) from SR 60 to 34 th St S	ITS Improvements	CST Underway
2599A	Downtown St. Petersburg ATMS	ATMS Improvements	Design Underway, CST Planned for FY21
2600A/ FPN 4370471	CR 611 (49 th St N) from 46 th Ave N to Gulf-to-Bay Blvd (SR 60)	ATMS Improvements	CST Planned: 2019-2020
3145A	66 th St N (SR 693) from Park Blvd to US Hwy 19 N (SR 55)	ATMS Improvements	Construction Underway
*2601A	ATMS (Phase 3) Expansion	ATMS Improvements	Design Build Underway
3771A	ATMS Keystone Rd - US19 to E of East Lake Rd	ATMS Improvements	CST Planned: 2019-2020
*106A	ATMS/ITS Countywide System Program	ATMS Improvements	CST Planned: 2019-2020

* Project is not mapped on Pinellas County Work Program maps

Notes:

- 1) FPN = Federal Project Number; CST = Construction; PE = Preliminary Engineering; PD&E = Project Development & Environment Study
- 2) Shaded projects indicate changes in the FY 2019/20 – 2024/25 Pinellas County Capital Improvement Program (CIP) compared to the adopted FY 2018/19 – 2023/24 CIP. The status column summarizes changes from the previous year.
- 3) This project summary table does not include projects such as drainage work, railroad crossings and routine maintenance and repairs.
- 4) Regarding 297A, the Gateway Expressway project will ultimately provide a partially-controlled access facility connecting I-275 (SR 93) to US Highway 19 and I-275 (SR 93) to the Bayside Bridge via an elevated tolled expressway.
- 5) Federal Project Numbers (FPN) have been added, where applicable, as a cross-reference to the FDOT State Work Program. Some projects may appear in both the local and state work programs due to funding sources from both local and state government.

Pinellas County Capital Improvement Program
Budget Report by Function and Program

October 4, 2019
Page 1 of 41

Parameters: Plan Type Code: CIP Planning Budget Funds: Governmental Beginning Fiscal Year: OCT-2018

Current Year Estimate		2020	2021	2022	2023	2024	2025	Line Total
Function: Culture and Recreation		Program: 1124		BP Economic Settlement Projects				
Project: 003494A	Philippe Park Pedestrian Boardwalk Replacement							
Fund: 3001	Capital Projects	Center: 417100	CIP-Culture/Recreation					
	250,000	0	0	0	0	0	0	250,000
Total For Project: 003494A		Philippe Park Pedestrian Boardwalk Replacement						
	250,000	0	0	0	0	0	0	250,000
Total For Function: Culture and Recreation		Program: 1124		BP Economic Settlement Projects				
	250,000	0	0	0	0	0	0	250,000
Function: Culture and Recreation		Program: 1331		Community Vitality & Improvement				
Project: 002201A	Raymond H. Neri Community Park Lealman Exchange Phase 1							
Fund: 1009	Community Developmnt Grnt	Center: 242220	Community Development Block Grant					
	185,000	0	300,000	0	0	0	0	485,000
Total For Project: 002201A		Raymond H. Neri Community Park Lealman Exchange Phase 1						
	185,000	0	300,000	0	0	0	0	485,000
Total For Function: Culture and Recreation		Program: 1331		Community Vitality & Improvement				
	185,000	0	300,000	0	0	0	0	485,000
Function: Culture and Recreation		Program: 1989		Capital Outlay Program				
Project: 003868A	City of Dunedin Spring Training Facilities							
Fund: 1040	Tourist Development Tax Fund	Center: 381120	CVB Transfers and Reserves					
	8,100,000	33,200,000	0	0	0	0	0	41,300,000
Total For Project: 003868A		City of Dunedin Spring Training Facilities						
	8,100,000	33,200,000	0	0	0	0	0	41,300,000
Total For Function: Culture and Recreation		Program: 1989		Capital Outlay Program				
	8,100,000	33,200,000	0	0	0	0	0	41,300,000
Function: Culture and Recreation		Program: 3002		Boat Ramp Projects				

Pinellas County Capital Improvement Program
Budget Report by Function and Program

Parameters: Plan Type Code: CIP Planning Budget Funds: Governmental Beginning Fiscal Year: OCT-2018

Current Year Estimate		2020	2021	2022	2023	2024	2025	Line Total
Project: 000050A Sutherland Bayou Boat Ramp Driveway Improvements								
Fund: 3001	Capital Projects	Center: 417100	CIP-Culture/Recreation					
	70,000	580,000	650,000	0	0	0	0	1,300,000
Total For Project: 000050A		Sutherland Bayou Boat Ramp Driveway Improvements						
	70,000	580,000	650,000	0	0	0	0	1,300,000
Project: 000058B Belleair Causeway Park Boat Ramp Floating Docks Replacement								
Fund: 3001	Capital Projects	Center: 417100	CIP-Culture/Recreation					
	20,000	0	0	0	0	0	0	20,000
Total For Project: 000058B		Belleair Causeway Park Boat Ramp Floating Docks Replacement						
	20,000	0	0	0	0	0	0	20,000
Project: 000339A CW Boat Dock Facilities Upgrades								
Fund: 3001	Capital Projects	Center: 417100	CIP-Culture/Recreation					
	60,000	551,500	345,000	200,000	200,000	200,000	200,000	1,756,500
Total For Project: 000339A		CW Boat Dock Facilities Upgrades						
	60,000	551,500	345,000	200,000	200,000	200,000	200,000	1,756,500
Total For Function: Culture and Recreation		Program: 3002	Boat Ramp Projects					
	150,000	1,131,500	995,000	200,000	200,000	200,000	200,000	3,076,500
Function: Culture and Recreation		Program: 3003	Countywide Parks Projects					
Project: 000039A Chesnut Park Boardwalk Replacement								
Fund: 3001	Capital Projects	Center: 417100	CIP-Culture/Recreation					
	1,800,000	0	0	0	0	0	0	1,800,000
Total For Project: 000039A		Chesnut Park Boardwalk Replacement						
	1,800,000	0	0	0	0	0	0	1,800,000
Project: 000040A Howard Park Improvements								
Fund: 3001	Capital Projects	Center: 417100	CIP-Culture/Recreation					
	400,000	0	0	0	0	0	0	400,000
Total For Project: 000040A		Howard Park Improvements						
	400,000	0	0	0	0	0	0	400,000
Project: 000042A Ft. De Soto Park Improvements								
Fund: 3001	Capital Projects	Center: 417100	CIP-Culture/Recreation					
	150,000	450,000	0	0	0	0	0	600,000
Total For Project: 000042A		Ft. De Soto Park Improvements						
	150,000	450,000	0	0	0	0	0	600,000

Pinellas County Capital Improvement Program
Budget Report by Function and Program

Parameters: Plan Type Code: CIP Planning Budget Funds: Governmental Beginning Fiscal Year: OCT-2018

Current Year Estimate		2020	2021	2022	2023	2024	2025	Line Total
Project: 000043A	Taylor Park Shoreline Restoration							
Fund: 3001	Capital Projects	Center: 417100	CIP-Culture/Recreation					
	0	0	20,000	235,000	0	0	0	255,000
Total For Project: 000043A Taylor Park Shoreline Restoration		0	20,000	235,000	0	0	0	255,000
Project: 000052A	Countywide Park Improvements							
Fund: 3001	Capital Projects	Center: 417100	CIP-Culture/Recreation					
	735,000	20,000	0	0	0	0	0	755,000
Total For Project: 000052A Countywide Park Improvements		735,000	20,000	0	0	0	0	755,000
Project: 000062A	Wall Springs Park Coastal Addition I, II Development							
Fund: 3001	Capital Projects	Center: 417100	CIP-Culture/Recreation					
	3,225,000	191,000	0	0	0	0	0	3,416,000
Total For Project: 000062A Wall Springs Park Coastal Addition I, II Development		3,225,000	191,000	0	0	0	0	3,416,000
Project: 000064A	Wall Springs Coastal Add III, IV Development							
Fund: 3001	Capital Projects	Center: 417100	CIP-Culture/Recreation					
	0	0	0	0	300,000	1,000,000	1,000,000	2,300,000
Total For Project: 000064A Wall Springs Coastal Add III, IV Development		0	0	0	300,000	1,000,000	1,000,000	2,300,000
Project: 000333A	CW Park Playground Replacement							
Fund: 3001	Capital Projects	Center: 417100	CIP-Culture/Recreation					
	600,000	0	0	0	0	0	0	600,000
Total For Project: 000333A CW Park Playground Replacement		600,000	0	0	0	0	0	600,000
Project: 000336D	Wall Springs Tower Replacement							
Fund: 3001	Capital Projects	Center: 417100	CIP-Culture/Recreation					
	25,000	0	0	0	0	0	0	25,000
Total For Project: 000336D Wall Springs Tower Replacement		25,000	0	0	0	0	0	25,000
Project: 000337A	CW Park Roof Replacement							
Fund: 3001	Capital Projects	Center: 417100	CIP-Culture/Recreation					
	150,000	0	0	0	0	0	0	150,000
Total For Project: 000337A CW Park Roof Replacement		150,000	0	0	0	0	0	150,000
Project: 000338A	CW Park Roads & Parking Areas							

Pinellas County Capital Improvement Program
Budget Report by Function and Program

Parameters: Plan Type Code: CIP Planning Budget Funds: Governmental Beginning Fiscal Year: OCT-2018

Current Year Estimate				2020	2021	2022	2023	2024	2025	Line Total
Fund: 3001	Capital Projects	Center: 417100	CIP-Culture/Recreation							
	137,000		0	0	0	0	0	0	0	137,000
Total For Project: 000338A		CW Park Roads & Parking Areas								
	137,000		0	0	0	0	0	0	0	137,000
Project: 000341A	CW Park Utility Infrastructure									
Fund: 3001	Capital Projects	Center: 417100	CIP-Culture/Recreation							
	273,000		1,200,000	1,200,000	1,200,000	1,200,000	1,200,000	1,200,000	1,200,000	7,473,000
Total For Project: 000341A		CW Park Utility Infrastructure								
	273,000		1,200,000	1,200,000	1,200,000	1,200,000	1,200,000	1,200,000	1,200,000	7,473,000
Project: 000929A	Ft De Soto Bay Pier Replacement									
Fund: 3001	Capital Projects	Center: 417100	CIP-Culture/Recreation							
	300,000		868,000	1,000,000	2,368,000	0	0	0	0	4,536,000
Total For Project: 000929A		Ft De Soto Bay Pier Replacement								
	300,000		868,000	1,000,000	2,368,000	0	0	0	0	4,536,000
Project: 002033A	Turner Bungalow									
Fund: 3001	Capital Projects	Center: 417100	CIP-Culture/Recreation							
	0		250,000	0	250,000	0	0	0	0	500,000
Total For Project: 002033A		Turner Bungalow								
	0		250,000	0	250,000	0	0	0	0	500,000
Project: 002168A	Environmental Lands Acquisition									
Fund: 3001	Capital Projects	Center: 417100	CIP-Culture/Recreation							
	0		1,500,000	1,500,000	1,500,000	1,500,000	1,500,000	1,500,000	1,500,000	9,000,000
Total For Project: 002168A		Environmental Lands Acquisition								
	0		1,500,000	1,500,000	1,500,000	1,500,000	1,500,000	1,500,000	1,500,000	9,000,000
Project: 002169A	Heritage Village									
Fund: 3001	Capital Projects	Center: 417100	CIP-Culture/Recreation							
	0		0	0	100,000	750,000	650,000	0	0	1,500,000
Total For Project: 002169A		Heritage Village								
	0		0	0	100,000	750,000	650,000	0	0	1,500,000
Project: 002170A	Taylor Homestead									
Fund: 3001	Capital Projects	Center: 417100	CIP-Culture/Recreation							
	0		100,000	100,000	500,000	300,000	0	0	0	1,000,000
Total For Project: 002170A		Taylor Homestead								
	0		100,000	100,000	500,000	300,000	0	0	0	1,000,000
Project: 002201A	Raymond H. Neri Community Park Lealman Exchange Phase 1									
Fund: 3001	Capital Projects	Center: 417100	CIP-Culture/Recreation							
	0		655,400	0	0	0	0	0	0	655,400

Pinellas County Capital Improvement Program
Budget Report by Function and Program

Parameters: Plan Type Code: CIP Planning Budget Funds: Governmental Beginning Fiscal Year: OCT-2018

Current Year Estimate		2020	2021	2022	2023	2024	2025	Line Total
Total For Project: 002201A Raymond H. Neri Community Park Lealman Exchange Phase 1								
	0	655,400	0	0	0	0	0	655,400
Project: 002201B Raymond H. Neri Community Park Lealman Exchange Phase 2								
Fund: 3001 Capital Projects Center: 417100 CIP-Culture/Recreation	0	195,000	650,000	1,000,000	0	0	0	1,845,000
Total For Project: 002201B Raymond H. Neri Community Park Lealman Exchange Phase 2		0	195,000	650,000	1,000,000	0	0	1,845,000
Project: 003000A East Lake Library Building Expansion								
Fund: 3001 Capital Projects Center: 417100 CIP-Culture/Recreation	25,000	0	0	0	0	0	0	25,000
Total For Project: 003000A East Lake Library Building Expansion		25,000	0	0	0	0	0	25,000
Project: 003010A Ft. De Soto Park Dune Walkovers								
Fund: 3001 Capital Projects Center: 417100 CIP-Culture/Recreation	20,000	470,000	0	0	0	0	0	490,000
Total For Project: 003010A Ft. De Soto Park Dune Walkovers		20,000	470,000	0	0	0	0	490,000
Project: 003494A Philippe Park Pedestrian Boardwalk Replacement								
Fund: 3001 Capital Projects Center: 417100 CIP-Culture/Recreation	0	250,000	0	0	0	0	0	250,000
Total For Project: 003494A Philippe Park Pedestrian Boardwalk Replacement		0	250,000	0	0	0	0	250,000
Project: 003505F Raymond H. Neri Community Park Lealman Exchange Phase 1A								
Fund: 3001 Capital Projects Center: 417100 CIP-Culture/Recreation	185,000	200,000	774,500	0	0	0	0	1,159,500
Total For Project: 003505F Raymond H. Neri Community Park Lealman Exchange Phase 1A		185,000	200,000	774,500	0	0	0	1,159,500
Project: 003772A Renovation and Replacement of Park Structures								
Fund: 3001 Capital Projects Center: 417100 CIP-Culture/Recreation	0	315,000	3,095,000	3,095,000	3,095,000	3,095,000	3,095,000	15,790,000
Total For Project: 003772A Renovation and Replacement of Park Structures		0	315,000	3,095,000	3,095,000	3,095,000	3,095,000	15,790,000
Project: 004093A Countywide Park Roads and Parking Paving Areas								
Fund: 3001 Capital Projects Center: 417100 CIP-Culture/Recreation	0	1,500,000	2,500,000	2,000,000	2,000,000	2,000,000	2,000,000	12,000,000
Total For Project: 004093A Countywide Park Roads and Parking Paving Areas								

Pinellas County Capital Improvement Program
Budget Report by Function and Program

Parameters: Plan Type Code: CIP Planning Budget Funds: Governmental Beginning Fiscal Year: OCT-2018

Current Year Estimate				2020	2021	2022	2023	2024	2025	Line Total
0				1,500,000	2,500,000	2,000,000	2,000,000	2,000,000	2,000,000	12,000,000
Project: 004170A Dune Walkovers										
Fund: 3001	Capital Projects	Center: 417100	CIP-Culture/Recreation							
	0		15,000	80,000	315,000	100,000	520,000	140,000		1,170,000
Total For Project: 004170A Dune Walkovers										
	0		15,000	80,000	315,000	100,000	520,000	140,000		1,170,000
Project: 004171A Park Playground Replacement- ADA/Inclusive										
Fund: 3001	Capital Projects	Center: 417100	CIP-Culture/Recreation							
	0		400,000	800,000	400,000	800,000	400,000	800,000		3,600,000
Total For Project: 004171A Park Playground Replacement- ADA/Inclusive										
	0		400,000	800,000	400,000	800,000	400,000	800,000		3,600,000
Project: 004172A Countywide Boardwalk and Trails										
Fund: 3001	Capital Projects	Center: 417100	CIP-Culture/Recreation							
	0		595,000	1,000,000	1,000,000	1,000,000	1,000,000	400,000		4,995,000
Total For Project: 004172A Countywide Boardwalk and Trails										
	0		595,000	1,000,000	1,000,000	1,000,000	1,000,000	400,000		4,995,000
Project: 004173A Park Sewer/Pump Station and SCADA Integration										
Fund: 3001	Capital Projects	Center: 417100	CIP-Culture/Recreation							
	0		250,000	1,650,000	1,650,000	1,000,000	1,050,000	795,000		6,395,000
Total For Project: 004173A Park Sewer/Pump Station and SCADA Integration										
	0		250,000	1,650,000	1,650,000	1,000,000	1,050,000	795,000		6,395,000
Project: 004174A Education Center Display Replacement at Nature Preserves										
Fund: 3001	Capital Projects	Center: 417100	CIP-Culture/Recreation							
	0		150,000	2,150,000	0	0	0	0		2,300,000
Total For Project: 004174A Education Center Display Replacement at Nature Preserves										
	0		150,000	2,150,000	0	0	0	0		2,300,000
Project: 004178B Philippe Park Living Shoreline Project										
Fund: 3001	Capital Projects	Center: 417100	CIP-Culture/Recreation							
	0		360,000	0	0	0	0	0		360,000
Total For Project: 004178B Philippe Park Living Shoreline Project										
	0		360,000	0	0	0	0	0		360,000
Total For Function: Culture and Recreation Program: 3003 Countywide Parks Projects										
	8,025,000		9,934,400	16,519,500	15,613,000	12,045,000	12,415,000	10,930,000		85,481,900

Pinellas County Capital Improvement Program
Budget Report by Function and Program

Parameters: Plan Type Code: CIP Planning Budget Funds: Governmental Beginning Fiscal Year: OCT-2018

Current Year Estimate			2020	2021	2022	2023	2024	2025	Line Total
Function: Culture and Recreation			Program: 3023		Pinellas Trail Projects				
Project: 001005A			Pinellas Trail Overpass Improvements						
Fund: 3001	Capital Projects	Center: 417100	CIP-Culture/Recreation						
	352,000		0	0	0	0	0	0	352,000
Total For Project: 001005A			Pinellas Trail Overpass Improvements						
	352,000		0	0	0	0	0	0	352,000
Total For Function: Culture and Recreation			Program: 3023		Pinellas Trail Projects				
	352,000		0	0	0	0	0	0	352,000
Function: Economic Environment			Program: 1904		Economic Development Authority				
Project: 003744A			STAR Center Roof Overlayment Bldg 100 Area 29&30						
Fund: 1018	STAR Center Fund	Center: 361610	STAR Center Operations and Maintenance						
	0		0	50,000	0	0	0	0	50,000
Total For Project: 003744A			STAR Center Roof Overlayment Bldg 100 Area 29&30						
	0		0	50,000	0	0	0	0	50,000
Project: 003779A			STAR Center Bldg 100 Roof Recoat Area 1,20,25						
Fund: 1018	STAR Center Fund	Center: 361610	STAR Center Operations and Maintenance						
	0		0	260,000	0	0	0	0	260,000
Total For Project: 003779A			STAR Center Bldg 100 Roof Recoat Area 1,20,25						
	0		0	260,000	0	0	0	0	260,000
Project: 003874A			PC Construction Licensing Board Tenant Buildout at STAR Center						
Fund: 1018	STAR Center Fund	Center: 361610	STAR Center Operations and Maintenance						
	106,000		0	0	0	0	0	0	106,000
Total For Project: 003874A			PC Construction Licensing Board Tenant Buildout at STAR Center						
	106,000		0	0	0	0	0	0	106,000
Total For Function: Economic Environment			Program: 1904		Economic Development Authority				
	106,000		0	310,000	0	0	0	0	416,000
Function: Economic Environment			Program: 3004		Industry Development				
Project: 002145A			Roof Areas 36 & 38						
Fund: 1018	STAR Center Fund	Center: 361610	STAR Center Operations and Maintenance						

Pinellas County Capital Improvement Program
Budget Report by Function and Program

Parameters: Plan Type Code: CIP Planning Budget Funds: Governmental Beginning Fiscal Year: OCT-2018

Current Year Estimate		2020	2021	2022	2023	2024	2025	Line Total
0		52,000	0	0	0	0	0	52,000
Total For Project: 002145A Roof Areas 36 & 38								
0		52,000	0	0	0	0	0	52,000
Project: 002148A Roof Buildings 200 & 500								
Fund: 1018	STAR Center Fund	Center: 361610	STAR Center Operations and Maintenance					
0		77,000	0	0	0	0	123,000	200,000
Total For Project: 002148A Roof Buildings 200 & 500								
0		77,000	0	0	0	0	123,000	200,000
Project: 002884A STAR Center Roof Bldg 400								
Fund: 1018	STAR Center Fund	Center: 361610	STAR Center Operations and Maintenance					
0		0	60,000	0	0	0	0	60,000
Total For Project: 002884A STAR Center Roof Bldg 400								
0		0	60,000	0	0	0	0	60,000
Project: 002887A STAR Center Phase 3 AHU Replacement								
Fund: 1018	STAR Center Fund	Center: 361610	STAR Center Operations and Maintenance					
584,460		0	300,000	276,000	465,000	350,000	500,000	2,475,460
Total For Project: 002887A STAR Center Phase 3 AHU Replacement								
584,460		0	300,000	276,000	465,000	350,000	500,000	2,475,460
Project: 003345A STAR Center AHU Repl #44 #77 #19								
Fund: 1018	STAR Center Fund	Center: 361610	STAR Center Operations and Maintenance					
0		795,000	0	0	0	0	0	795,000
Total For Project: 003345A STAR Center AHU Repl #44 #77 #19								
0		795,000	0	0	0	0	0	795,000
Project: 004081A STAR Automatic Transfer Switch #6-20 Replacement								
Fund: 1018	STAR Center Fund	Center: 361610	STAR Center Operations and Maintenance					
0		12,000	50,000	50,000	50,000	0	0	162,000
Total For Project: 004081A STAR Automatic Transfer Switch #6-20 Replacement								
0		12,000	50,000	50,000	50,000	0	0	162,000
Project: 004082A STAR Center Chiller #4 Replacement								
Fund: 1018	STAR Center Fund	Center: 361610	STAR Center Operations and Maintenance					
0		0	0	0	800,000	0	0	800,000
Total For Project: 004082A STAR Center Chiller #4 Replacement								
0		0	0	0	800,000	0	0	800,000
Project: 004083A STAR Center Fire Alarm Replacement								
Fund: 1018	STAR Center Fund	Center: 361610	STAR Center Operations and Maintenance					
0		247,900	87,100	0	0	0	0	335,000

Pinellas County Capital Improvement Program
Budget Report by Function and Program

Parameters: Plan Type Code: CIP Planning Budget Funds: Governmental Beginning Fiscal Year: OCT-2018

Current Year Estimate		2020		2021	2022	2023	2024	2025	Line Total
Total For Project: 004083A		STAR Center Fire Alarm Replacement							
0		247,900		87,100	0	0	0	0	335,000
Project: 004084A		STAR Fire Pump #1 Replacement							
Fund: 1018	STAR Center Fund	Center: 361610	STAR Center Operations and Maintenance						
0		0		0	0	5,400	174,600	0	180,000
Total For Project: 004084A		STAR Fire Pump #1 Replacement							
0		0		0	0	5,400	174,600	0	180,000
Project: 004085A		STAR Center Switchgear Replacement & TX Tracking 137, 186, 347, 500							
Fund: 1018	STAR Center Fund	Center: 361610	STAR Center Operations and Maintenance						
0		0		172,000	1,978,000	0	0	0	2,150,000
Total For Project: 004085A		STAR Center Switchgear Replacement & TX Tracking 137, 186, 347, 500							
0		0		172,000	1,978,000	0	0	0	2,150,000
Total For Function: Economic Environment		Program: 3004		Industry Development					
584,460		1,183,900		669,100	2,304,000	1,320,400	524,600	623,000	7,209,460
Function: Economic Environment		Program: 3039		Penny-Econ Dev&Housing (8.3%)					
Project: 004149A		Economic Development Capital Projects							
Fund: 3001	Capital Projects	Center: 415100	CIP-Economic Environment						
0		5,808,900		8,016,300	8,296,900	8,587,300	8,887,800	9,198,900	48,796,100
Total For Project: 004149A		Economic Development Capital Projects							
0		5,808,900		8,016,300	8,296,900	8,587,300	8,887,800	9,198,900	48,796,100
Total For Function: Economic Environment		Program: 3039		Penny-Econ Dev&Housing (8.3%)					
0		5,808,900		8,016,300	8,296,900	8,587,300	8,887,800	9,198,900	48,796,100
Function: General Government Services		Program: 3005		Judicial Facilities Projects					
Project: 000887A		315 Court St. Curtain Wall Replacement (Courts & Jails)							
Fund: 3001	Capital Projects	Center: 411100	CIP-General Government						
0		350,000		350,000	0	0	0	0	700,000
Total For Project: 000887A		315 Court St. Curtain Wall Replacement (Courts & Jails)							
0		350,000		350,000	0	0	0	0	700,000
Project: 001109A		County Justice Center Judicial Consolidation							

Pinellas County Capital Improvement Program
Budget Report by Function and Program

Parameters: Plan Type Code: CIP Planning Budget Funds: Governmental Beginning Fiscal Year: OCT-2018

Current Year Estimate				2020	2021	2022	2023	2024	2025	Line Total
Fund: 3001	Capital Projects	Center: 411100	CIP-General Government	5,000,000	25,132,200	28,000,000	0	0	0	58,132,200
Total For Project: 001109A County Justice Center Judicial Consolidation				5,000,000	25,132,200	28,000,000	0	0	0	58,132,200
Project: 001109C	St. Pete Courts Consolidation									
Fund: 3001	Capital Projects	Center: 411100	CIP-General Government	1,750,000	7,483,000	3,500,000	0	0	0	12,733,000
Total For Project: 001109C St. Pete Courts Consolidation				1,750,000	7,483,000	3,500,000	0	0	0	12,733,000
Project: 001549A	CJC Window Sealing Upgrades									
Fund: 3001	Capital Projects	Center: 411100	CIP-General Government	700,000	0	0	0	0	0	700,000
Total For Project: 001549A CJC Window Sealing Upgrades				700,000	0	0	0	0	0	700,000
Total For Function: General Government Services Program: 3005 Judicial Facilities Projects				7,450,000	32,965,200	31,850,000	0	0	0	72,265,200
Function: General Government Services Program: 3006 Other County Building Projects										
Project: 000010A	Government Facilities Remodel & Renovation									
Fund: 3001	Capital Projects	Center: 411100	CIP-General Government	3,700,000	0	0	0	0	0	3,700,000
Total For Project: 000010A Government Facilities Remodel & Renovation				3,700,000	0	0	0	0	0	3,700,000
Project: 000909A	Space Plan Implementation									
Fund: 3001	Capital Projects	Center: 411100	CIP-General Government	20,240	0	0	0	0	0	20,240
Total For Project: 000909A Space Plan Implementation				20,240	0	0	0	0	0	20,240
Project: 002153A	Fueling System Retrofits									
Fund: 3001	Capital Projects	Center: 411100	CIP-General Government	1,212,000	2,104,800	1,825,000	0	0	0	5,141,800
Total For Project: 002153A Fueling System Retrofits				1,212,000	2,104,800	1,825,000	0	0	0	5,141,800
Project: 003505A	Windsor School Property Acquisition and Improvements									

Pinellas County Capital Improvement Program
Budget Report by Function and Program

Parameters: Plan Type Code: CIP Planning Budget Funds: Governmental Beginning Fiscal Year: OCT-2018

Current Year Estimate				2020	2021	2022	2023	2024	2025	Line Total
Fund: 3001	Capital Projects	Center: 411100	CIP-General Government	885,500	0	0	0	0	0	885,500
Total For Project: 003505A Windsor School Property Acquisition and Improvements				885,500	0	0	0	0	0	885,500
Project: 003904A	North County Service Center Design and Construction									
Fund: 3001	Capital Projects	Center: 411100	CIP-General Government	125,000	1,900,000	13,900,000	3,000,000	0	0	18,925,000
Total For Project: 003904A North County Service Center Design and Construction				125,000	1,900,000	13,900,000	3,000,000	0	0	18,925,000
Project: 003905A	Lealman Community Center HVAC and chiller replacement									
Fund: 3001	Capital Projects	Center: 411100	CIP-General Government	983,000	0	0	0	0	0	983,000
Total For Project: 003905A Lealman Community Center HVAC and chiller replacement				983,000	0	0	0	0	0	983,000
Project: 004100A	Government Facilities Remodel and Renovation									
Fund: 3001	Capital Projects	Center: 411100	CIP-General Government	0	3,000,000	10,000,000	10,000,000	10,000,000	10,000,000	53,000,000
Total For Project: 004100A Government Facilities Remodel and Renovation				0	3,000,000	10,000,000	10,000,000	10,000,000	10,000,000	53,000,000
Project: 004142A	Mid County Tax Collector Building Acquisition									
Fund: 3001	Capital Projects	Center: 411100	CIP-General Government	3,880,000	950,000	0	0	0	0	4,830,000
Total For Project: 004142A Mid County Tax Collector Building Acquisition				3,880,000	950,000	0	0	0	0	4,830,000
Project: 004176A	Centralized Downtown Clearwater Office Building									
Fund: 3001	Capital Projects	Center: 411100	CIP-General Government	0	500,000	6,000,000	3,500,000	45,000,000	35,000,000	100,000,000
Total For Project: 004176A Centralized Downtown Clearwater Office Building				0	500,000	6,000,000	3,500,000	45,000,000	35,000,000	100,000,000
Project: 004177A	Space Consolidation Projects									
Fund: 3001	Capital Projects	Center: 411100	CIP-General Government	0	1,000,000	1,000,000	1,000,000	1,000,000	1,000,000	6,000,000
Total For Project: 004177A Space Consolidation Projects				0	1,000,000	1,000,000	1,000,000	1,000,000	1,000,000	6,000,000
Total For Function: General Government Services Program: 3006 Other County Building Projects				10,805,740	9,454,800	32,725,000	17,500,000	56,000,000	46,000,000	193,485,540

Pinellas County Capital Improvement Program
Budget Report by Function and Program

Parameters: Plan Type Code: CIP Planning Budget Funds: Governmental Beginning Fiscal Year: OCT-2018

Current Year Estimate		2020	2021	2022	2023	2024	2025	Line Total
Function: General Government Services Program: 3038 Penny-Jail & Courts Facil (3%)								
Project: 002880A Courts and Jail Projects								
Fund: 3001	Capital Projects	Center: 411100	CIP-General Government					
	0	1,300,000	0	0	0	0	0	1,300,000
Total For Project: 002880A Courts and Jail Projects								
	0	1,300,000	0	0	0	0	0	1,300,000
Total For Function: General Government Services Program: 3038 Penny-Jail & Courts Facil (3%)								
	0	1,300,000	0	0	0	0	0	1,300,000
Function: Human Services Program: 3006 Other County Building Projects								
Project: 003903A Animal Services Kennel Replacement- Bldg 300								
Fund: 3001	Capital Projects	Center: 416100	CIP-Human Services					
	100,000	950,000	500,000	0	0	0	0	1,550,000
Total For Project: 003903A Animal Services Kennel Replacement- Bldg 300								
	100,000	950,000	500,000	0	0	0	0	1,550,000
Total For Function: Human Services Program: 3006 Other County Building Projects								
	100,000	950,000	500,000	0	0	0	0	1,550,000
Function: Human Services Program: 3007 Affordable Housing Land Assembly								
Project: 001071A Affordable Housing Land Assembly Program								
Fund: 3001	Capital Projects	Center: 416100	CIP-Human Services					
	5,000,000	1,777,750	0	0	0	0	0	6,777,750
Total For Project: 001071A Affordable Housing Land Assembly Program								
	5,000,000	1,777,750	0	0	0	0	0	6,777,750
Total For Function: Human Services Program: 3007 Affordable Housing Land Assembly								
	5,000,000	1,777,750	0	0	0	0	0	6,777,750

Pinellas County Capital Improvement Program
Budget Report by Function and Program

Parameters: Plan Type Code: CIP Planning Budget Funds: Governmental Beginning Fiscal Year: OCT-2018

Current Year Estimate		2020	2021	2022	2023	2024	2025	Line Total
Function: Human Services Program: 3039 Penny-Econ Dev&Housing (8.3%)								
Project: 004150A Housing Projects aligned with Economic Development								
Fund: 3001 Capital Projects Center: 416100 CIP-Human Services								
	0	5,808,900	8,016,300	8,296,900	8,587,300	8,887,800	9,198,900	48,796,100
Total For Project: 004150A Housing Projects aligned with Economic Development								
	0	5,808,900	8,016,300	8,296,900	8,587,300	8,887,800	9,198,900	48,796,100
Total For Function: Human Services Program: 3039 Penny-Econ Dev&Housing (8.3%)								
	0	5,808,900	8,016,300	8,296,900	8,587,300	8,887,800	9,198,900	48,796,100
Function: Non-Project Items Program: 1008 Reserves Program								
Project: 001247A Reserves-Fund 3001								
Fund: 3001 Capital Projects Center: 419100 CIP-Non-Project Items								
	0	32,960,280	0	0	0	0	0	32,960,280
Total For Project: 001247A Reserves-Fund 3001								
	0	32,960,280	0	0	0	0	0	32,960,280
Total For Function: Non-Project Items Program: 1008 Reserves Program								
	0	32,960,280	0	0	0	0	0	32,960,280
Function: Physical Environment Program: 2205 Surface Water								
Project: 002625A Surface Water Pipe Lining/Remove & Replace								
Fund: 1094 Surface Water Utility Fund Center: 436051 Stormwater Management								
	3,200,000	2,500,000	2,500,000	2,500,000	2,500,000	2,500,000	2,500,000	18,200,000
Total For Project: 002625A Surface Water Pipe Lining/Remove & Replace								
	3,200,000	2,500,000	2,500,000	2,500,000	2,500,000	2,500,000	2,500,000	18,200,000
Total For Function: Physical Environment Program: 2205 Surface Water								
	3,200,000	2,500,000	2,500,000	2,500,000	2,500,000	2,500,000	2,500,000	18,200,000

Pinellas County Capital Improvement Program
Budget Report by Function and Program

Parameters: Plan Type Code: CIP Planning Budget Funds: Governmental Beginning Fiscal Year: OCT-2018

Current Year Estimate		2020	2021	2022	2023	2024	2025	Line Total
Function: Physical Environment		Program: 3008		Coastal Management Projects				
Project: 000129A		Coastal Research/Coordination						
Fund: 3001	Capital Projects	Center: 413100	CIP-Physical Environment					
	100,000		127,000	127,000	127,000	127,000	127,000	862,000
Total For Project: 000129A		Coastal Research/Coordination						
	100,000		127,000	127,000	127,000	127,000	127,000	862,000
Project: 000139A		Dune Construction & Walk-overs						
Fund: 3001	Capital Projects	Center: 413100	CIP-Physical Environment					
	60,000		217,000	75,000	75,000	75,000	75,000	652,000
Total For Project: 000139A		Dune Construction & Walk-overs						
	60,000		217,000	75,000	75,000	75,000	75,000	652,000
Project: 000150A		Honeymoon Island Improvements						
Fund: 3001	Capital Projects	Center: 413100	CIP-Physical Environment					
	60,000		28,000	82,000	0	0	0	170,000
Total For Project: 000150A		Honeymoon Island Improvements						
	60,000		28,000	82,000	0	0	0	170,000
Project: 000219A		Upham Beach Stabilization						
Fund: 3001	Capital Projects	Center: 413100	CIP-Physical Environment					
	152,000		35,000	45,000	0	0	0	277,000
Total For Project: 000219A		Upham Beach Stabilization						
	152,000		35,000	45,000	0	0	0	277,000
Project: 001041A		Sand Key Nourishment 2018						
Fund: 3001	Capital Projects	Center: 413100	CIP-Physical Environment					
	1,232,000		32,000	32,000	0	0	0	1,296,000
Total For Project: 001041A		Sand Key Nourishment 2018						
	1,232,000		32,000	32,000	0	0	0	1,296,000
Project: 001514A		Long Key Upham Nourishment 2018						
Fund: 3001	Capital Projects	Center: 413100	CIP-Physical Environment					
	1,412,000		12,000	12,000	0	0	0	1,436,000
Total For Project: 001514A		Long Key Upham Nourishment 2018						
	1,412,000		12,000	12,000	0	0	0	1,436,000
Project: 001515A		Treasure Island Nourishment 2018						
Fund: 3001	Capital Projects	Center: 413100	CIP-Physical Environment					
	16,000		16,000	16,000	0	0	0	48,000
Total For Project: 001515A		Treasure Island Nourishment 2018						
	16,000		16,000	16,000	0	0	0	48,000

Pinellas County Capital Improvement Program
Budget Report by Function and Program

Parameters: Plan Type Code: CIP Planning Budget Funds: Governmental Beginning Fiscal Year: OCT-2018

Current Year Estimate		2020	2021	2022	2023	2024	2025	Line Total
Project: 001516A	Sand Key Nourishment 2023							
Fund: 3001	Capital Projects	Center: 413100	CIP-Physical Environment					
	300,000	200,000	0	800,000	14,000,000	32,000	0	15,332,000
Total For Project: 001516A Sand Key Nourishment 2023								
	300,000	200,000	0	800,000	14,000,000	32,000	0	15,332,000
Project: 002573A	Long Key Nourishment 2022							
Fund: 3001	Capital Projects	Center: 413100	CIP-Physical Environment					
	0	0	0	0	300,000	2,000,000	12,000	2,312,000
Total For Project: 002573A Long Key Nourishment 2022								
	0	0	0	0	300,000	2,000,000	12,000	2,312,000
Project: 002574A	Treasure Island Nourishment 2022							
Fund: 3001	Capital Projects	Center: 413100	CIP-Physical Environment					
	0	0	300,000	4,400,000	16,000	0	0	4,716,000
Total For Project: 002574A Treasure Island Nourishment 2022								
	0	0	300,000	4,400,000	16,000	0	0	4,716,000
Project: 002577A	Honeymoon Island Future Nourishments							
Fund: 3001	Capital Projects	Center: 413100	CIP-Physical Environment					
	0	0	0	0	0	150,000	1,600,000	1,750,000
Total For Project: 002577A Honeymoon Island Future Nourishments								
	0	0	0	0	0	150,000	1,600,000	1,750,000
Total For Function: Physical Environment Program: 3008 Coastal Management Projects								
	3,332,000	667,000	689,000	5,447,000	14,518,000	2,384,000	1,814,000	28,851,000
Function: Physical Environment Program: 3009 Environmental Conservation Projects								
Project: 000077A	Habitat Restoration/Enhancement							
Fund: 3001	Capital Projects	Center: 413100	CIP-Physical Environment					
	70,000	0	0	0	0	0	0	70,000
Total For Project: 000077A Habitat Restoration/Enhancement								
	70,000	0	0	0	0	0	0	70,000
Project: 000080A	Mobbly Bay Habitat Restoration							
Fund: 3001	Capital Projects	Center: 413100	CIP-Physical Environment					
	35,000	0	0	0	0	0	0	35,000
Total For Project: 000080A Mobbly Bay Habitat Restoration								
	35,000	0	0	0	0	0	0	35,000

Pinellas County Capital Improvement Program
Budget Report by Function and Program

Parameters: Plan Type Code: CIP Planning Budget Funds: Governmental Beginning Fiscal Year: OCT-2018

Current Year Estimate		2020	2021	2022	2023	2024	2025	Line Total
Project: 000081A	Environmental Lands Fencing							
Fund: 3001	Capital Projects	Center: 413100	CIP-Physical Environment					
	56,000		0	0	0	0	0	56,000
Total For Project: 000081A Environmental Lands Fencing								
	56,000		0	0	0	0	0	56,000
Project: 000083A	Weedon Island Preserve Salt Marsh Restor							
Fund: 3001	Capital Projects	Center: 413100	CIP-Physical Environment					
	0		0	225,000	1,450,000	0	0	1,675,000
Total For Project: 000083A Weedon Island Preserve Salt Marsh Restor								
	0		0	225,000	1,450,000	0	0	1,675,000
Project: 001008A	4 Lakes Hammock Public Use Infrastructure							
Fund: 3001	Capital Projects	Center: 413100	CIP-Physical Environment					
	400,000		375,000	0	0	0	0	775,000
Total For Project: 001008A 4 Lakes Hammock Public Use Infrastructure								
	400,000		375,000	0	0	0	0	775,000
Project: 004178A	Philippe Park Seawall Replacement							
Fund: 3001	Capital Projects	Center: 413100	CIP-Physical Environment					
	0		100,000	400,000	0	0	0	500,000
Total For Project: 004178A Philippe Park Seawall Replacement								
	0		100,000	400,000	0	0	0	500,000
Total For Function: Physical Environment Program: 3009 Environmental Conservation Projects								
	561,000		475,000	625,000	1,450,000	0	0	3,111,000
Function: Physical Environment Program: 3010 Channel Erosion Projects								
Project: 002121A	Bee Branch Phase I							
Fund: 3001	Capital Projects	Center: 413100	CIP-Physical Environment					
	826,600		309,000	0	0	0	0	1,135,600
Total For Project: 002121A Bee Branch Phase I								
	826,600		309,000	0	0	0	0	1,135,600
Project: 002121C	Bee Branch Phase 3 Erosion Control							
Fund: 3001	Capital Projects	Center: 413100	CIP-Physical Environment					
	100,000		540,000	77,000	154,000	1,180,000	1,180,000	3,231,000
Total For Project: 002121C Bee Branch Phase 3 Erosion Control								
	100,000		540,000	77,000	154,000	1,180,000	1,180,000	3,231,000

Pinellas County Capital Improvement Program
Budget Report by Function and Program

Parameters: Plan Type Code: CIP Planning Budget Funds: Governmental Beginning Fiscal Year: OCT-2018

Current Year Estimate		2020	2021	2022	2023	2024	2025	Line Total
Project: 003810A Creek, Channel, Erosion Control Program								
Fund: 3001	Capital Projects	Center: 413100	CIP-Physical Environment					
	0	250,000	350,000	450,000	550,000	650,000	750,000	3,000,000
Total For Project: 003810A		Creek, Channel, Erosion Control Program						
	0	250,000	350,000	450,000	550,000	650,000	750,000	3,000,000
Project: 003894A Mullet Creek Channel B Bank Stabilization								
Fund: 3001	Capital Projects	Center: 413100	CIP-Physical Environment					
	58,000	34,000	2,562,000	0	0	0	0	2,654,000
Total For Project: 003894A		Mullet Creek Channel B Bank Stabilization						
	58,000	34,000	2,562,000	0	0	0	0	2,654,000
Project: 004135A Starkey Road Channel 5 Bank Stabilization Improvements								
Fund: 3001	Capital Projects	Center: 413100	CIP-Physical Environment					
	0	98,000	78,000	314,000	1,800,000	1,800,000	0	4,090,000
Total For Project: 004135A		Starkey Road Channel 5 Bank Stabilization Improvements						
	0	98,000	78,000	314,000	1,800,000	1,800,000	0	4,090,000
Total For Function: Physical Environment		Program: 3010	Channel Erosion Projects					
	984,600	1,231,000	3,067,000	918,000	3,530,000	3,630,000	750,000	14,110,600
Function: Physical Environment Program: 3012 Flood Control Projects								
Project: 000183A Pinellas Trail - 54th Avenue Drainage Improvements								
Fund: 3001	Capital Projects	Center: 413100	CIP-Physical Environment					
	200,000	2,170,000	0	0	0	0	0	2,370,000
Total For Project: 000183A		Pinellas Trail - 54th Avenue Drainage Improvements						
	200,000	2,170,000	0	0	0	0	0	2,370,000
Project: 000969A Drainage Pond Compliance Program								
Fund: 3001	Capital Projects	Center: 413100	CIP-Physical Environment					
	299,500	0	0	0	0	0	0	299,500
Total For Project: 000969A		Drainage Pond Compliance Program						
	299,500	0	0	0	0	0	0	299,500
Project: 002123A Roosevelt Channel 5 Improvements								
Fund: 3001	Capital Projects	Center: 413100	CIP-Physical Environment					
	60,000	2,170,000	0	0	0	0	0	2,230,000
Total For Project: 002123A		Roosevelt Channel 5 Improvements						
	60,000	2,170,000	0	0	0	0	0	2,230,000

Pinellas County Capital Improvement Program
Budget Report by Function and Program

Parameters: Plan Type Code: CIP Planning Budget Funds: Governmental Beginning Fiscal Year: OCT-2018

Current Year Estimate		2020	2021	2022	2023	2024	2025	Line Total
Project: 002124A	Cross Bayou Improvements							
Fund: 3001	Capital Projects	Center: 413100	CIP-Physical Environment					
	900,000	1,582,000	1,531,000	1,394,000	1,343,000	1,343,000	1,686,000	9,779,000
Total For Project: 002124A		Cross Bayou Improvements						
	900,000	1,582,000	1,531,000	1,394,000	1,343,000	1,343,000	1,686,000	9,779,000
Project: 002227A	N Rena Drive Drainage Improvements North of Ulmerton Road & West of 66th Street N							
Fund: 3001	Capital Projects	Center: 413100	CIP-Physical Environment					
	50,000	50,000	1,400,000	0	0	0	0	1,500,000
Total For Project: 002227A		N Rena Drive Drainage Improvements North of Ulmerton Road & West of 66th Street N						
	50,000	50,000	1,400,000	0	0	0	0	1,500,000
Project: 002228A	Taylor Lake Seawall Replacement							
Fund: 3001	Capital Projects	Center: 413100	CIP-Physical Environment					
	50,000	445,000	0	1,954,000	977,000	0	0	3,426,000
Total For Project: 002228A		Taylor Lake Seawall Replacement						
	50,000	445,000	0	1,954,000	977,000	0	0	3,426,000
Project: 003800A	Flood Prevention Program							
Fund: 3001	Capital Projects	Center: 413100	CIP-Physical Environment					
	0	500,000	600,000	700,000	800,000	900,000	1,000,000	4,500,000
Total For Project: 003800A		Flood Prevention Program						
	0	500,000	600,000	700,000	800,000	900,000	1,000,000	4,500,000
Project: 003895A	Chenango Ave - Sedeeva Street Drainage Improvements							
Fund: 3001	Capital Projects	Center: 413100	CIP-Physical Environment					
	50,000	60,000	575,000	640,000	0	0	0	1,325,000
Total For Project: 003895A		Chenango Ave - Sedeeva Street Drainage Improvements						
	50,000	60,000	575,000	640,000	0	0	0	1,325,000
Project: 003896A	Crystal Beach Drainage Improvements							
Fund: 3001	Capital Projects	Center: 413100	CIP-Physical Environment					
	125,000	125,000	110,000	220,000	110,000	1,696,000	3,392,000	5,778,000
Total For Project: 003896A		Crystal Beach Drainage Improvements						
	125,000	125,000	110,000	220,000	110,000	1,696,000	3,392,000	5,778,000
Project: 004116A	Joe's Creek Greenway Trail and Implementation of projects identified in Joe's Creek WMP to improve flood protection and water quality							
Fund: 3001	Capital Projects	Center: 413100	CIP-Physical Environment					
	0	59,000	720,000	739,000	1,401,000	1,709,000	1,363,000	5,991,000
Total For Project: 004116A		Joe's Creek Greenway Trail and Implementation of projects identified in Joe's Creek WMP to improve flood protection and water quality						
	0	59,000	720,000	739,000	1,401,000	1,709,000	1,363,000	5,991,000
Project: 004117A	Implementation of the McKay Creek Watershed Management Plan Recommendations							

Pinellas County Capital Improvement Program
Budget Report by Function and Program

Parameters: Plan Type Code: CIP Planning Budget Funds: Governmental Beginning Fiscal Year: OCT-2018

Current Year Estimate			2020	2021	2022	2023	2024	2025	Line Total
Fund: 3001	Capital Projects	Center: 413100	CIP-Physical Environment						
	0		20,000	260,000	260,000	520,000	260,000	520,000	1,840,000
Total For Project: 004117A			Implementation of the McKay Creek Watershed Management Plan Recommendations						
	0		20,000	260,000	260,000	520,000	260,000	520,000	1,840,000
Project: 004119A Implementation of the Starkey Road Watershed Management Plan Recommendations									
Fund: 3001	Capital Projects	Center: 413100	CIP-Physical Environment						
	0		20,000	20,000	20,000	41,000	20,000	41,000	162,000
Total For Project: 004119A			Implementation of the Starkey Road Watershed Management Plan Recommendations						
	0		20,000	20,000	20,000	41,000	20,000	41,000	162,000
Project: 004134A McKay Creek Operable Lake Controls and SCADA									
Fund: 3001	Capital Projects	Center: 413100	CIP-Physical Environment						
	0		165,000	165,000	941,000	941,000	0	0	2,212,000
Total For Project: 004134A			McKay Creek Operable Lake Controls and SCADA						
	0		165,000	165,000	941,000	941,000	0	0	2,212,000
Total For Function: Physical Environment			Program: 3012	Flood Control Projects					
	1,734,500		7,366,000	5,381,000	6,868,000	6,133,000	5,928,000	8,002,000	41,412,500
Function: Physical Environment			Program: 3013	Storm Sewer Rehab Projects					
Project: 000207A Stormwater Infrastructure Program									
Fund: 3001	Capital Projects	Center: 413100	CIP-Physical Environment						
	2,492,000		0	0	0	0	0	0	2,492,000
Total For Project: 000207A			Stormwater Infrastructure Program						
	2,492,000		0	0	0	0	0	0	2,492,000
Project: 001177A Lakeshore Estates Roadway & Drainage Improvements									
Fund: 3001	Capital Projects	Center: 413100	CIP-Physical Environment						
	988,000		476,000	0	0	0	0	0	1,464,000
Total For Project: 001177A			Lakeshore Estates Roadway & Drainage Improvements						
	988,000		476,000	0	0	0	0	0	1,464,000
Project: 001177B Lakeshore Estates Phase 2 Roadway and Drainage Improvements									
Fund: 3001	Capital Projects	Center: 413100	CIP-Physical Environment						
	100,000		1,393,000	520,000	0	0	0	0	2,013,000
Total For Project: 001177B			Lakeshore Estates Phase 2 Roadway and Drainage Improvements						
	100,000		1,393,000	520,000	0	0	0	0	2,013,000
Project: 001328A Cross Bayou Estates Drainage									

Pinellas County Capital Improvement Program
Budget Report by Function and Program

Parameters: Plan Type Code: CIP Planning Budget Funds: Governmental Beginning Fiscal Year: OCT-2018

Current Year Estimate			2020	2021	2022	2023	2024	2025	Line Total
Fund: 3001	Capital Projects	Center: 413100	CIP-Physical Environment						
	0		20,000	318,000	318,000	3,425,000	3,425,000	0	7,506,000
Total For Project: 001328A		Cross Bayou Estates Drainage							
	0		20,000	318,000	318,000	3,425,000	3,425,000	0	7,506,000
Project: 001638A	Granger Drive Drainage Improvements								
Fund: 3001	Capital Projects	Center: 413100	CIP-Physical Environment						
	0		50,000	1,330,000	0	0	0	0	1,380,000
Total For Project: 001638A		Granger Drive Drainage Improvements							
	0		50,000	1,330,000	0	0	0	0	1,380,000
Project: 002064A	Storm Sewer Pipeline Rehabilitation and CIPP								
Fund: 3001	Capital Projects	Center: 413100	CIP-Physical Environment						
	895,000		825,000	825,000	825,000	825,000	825,000	825,000	5,845,000
Total For Project: 002064A		Storm Sewer Pipeline Rehabilitation and CIPP							
	895,000		825,000	825,000	825,000	825,000	825,000	825,000	5,845,000
Project: 002115A	Cherokee Drive (48th Avenue N) from 113th Street North to 112th Street North Drainage Improvements								
Fund: 3001	Capital Projects	Center: 413100	CIP-Physical Environment						
	0		121,000	1,350,000	900,000	0	0	0	2,371,000
Total For Project: 002115A		Cherokee Drive (48th Avenue N) from 113th Street North to 112th Street North Drainage Improvements							
	0		121,000	1,350,000	900,000	0	0	0	2,371,000
Project: 002116A	Georgia Avenue Drainage from Seaford Avenue to Disston Street								
Fund: 3001	Capital Projects	Center: 413100	CIP-Physical Environment						
	691,000		142,000	0	0	0	0	0	833,000
Total For Project: 002116A		Georgia Avenue Drainage from Seaford Avenue to Disston Street							
	691,000		142,000	0	0	0	0	0	833,000
Project: 002308A	Highland Avenue Pipe Replacement from Jeffords Street to Pine Street								
Fund: 3001	Capital Projects	Center: 413100	CIP-Physical Environment						
	1,673,500		600,000	0	0	0	0	0	2,273,500
Total For Project: 002308A		Highland Avenue Pipe Replacement from Jeffords Street to Pine Street							
	1,673,500		600,000	0	0	0	0	0	2,273,500
Project: 002434A	South Myrtle Avenue Drainage Improvements from Clearwater Largo Road to Belleair Road								
Fund: 3001	Capital Projects	Center: 413100	CIP-Physical Environment						
	14,000		146,000	1,100,000	0	0	0	0	1,260,000
Total For Project: 002434A		South Myrtle Avenue Drainage Improvements from Clearwater Largo Road to Belleair Road							
	14,000		146,000	1,100,000	0	0	0	0	1,260,000
Project: 003897A	Anclore Road Roadway and Stormwater Improvements								
Fund: 3001	Capital Projects	Center: 413100	CIP-Physical Environment						
	35,000		193,000	385,000	385,000	193,000	2,316,000	2,316,000	5,823,000

Pinellas County Capital Improvement Program
Budget Report by Function and Program

Parameters: Plan Type Code: CIP Planning Budget Funds: Governmental Beginning Fiscal Year: OCT-2018

Current Year Estimate		2020	2021	2022	2023	2024	2025	Line Total
Total For Project: 003897A Anclothe Road Roadway and Stormwater Improvements								
	35,000	193,000	385,000	385,000	193,000	2,316,000	2,316,000	5,823,000
Project: 003898A Lakeview and Keene Rd Drainage Improvements								
Fund: 3001 Capital Projects Center: 413100 CIP-Physical Environment	50,000	153,000	1,052,000	715,000	0	0	0	1,970,000
Total For Project: 003898A Lakeview and Keene Rd Drainage Improvements		50,000	153,000	1,052,000	715,000	0	0	1,970,000
Project: 003899A 98th Way - 100th Way Drainage Improvements								
Fund: 3001 Capital Projects Center: 413100 CIP-Physical Environment	75,000	594,000	1,340,000	400,000	0	0	0	2,409,000
Total For Project: 003899A 98th Way - 100th Way Drainage Improvements		75,000	594,000	1,340,000	400,000	0	0	2,409,000
Project: 004207A Stormwater Infrastructure Program PIV								
Fund: 3001 Capital Projects Center: 413100 CIP-Physical Environment	0	2,000,000	3,500,000	3,000,000	2,500,000	3,000,000	3,000,000	17,000,000
Total For Project: 004207A Stormwater Infrastructure Program PIV		0	2,000,000	3,500,000	3,000,000	2,500,000	3,000,000	17,000,000
Total For Function: Physical Environment Program: 3013 Storm Sewer Rehab Projects		7,013,500	6,713,000	11,720,000	6,543,000	9,566,000	6,141,000	54,639,500
Function: Physical Environment Program: 3014 Surface Water Quality Projects								
Project: 000157A Lake Seminole Sediment Removal								
Fund: 3001 Capital Projects Center: 413100 CIP-Physical Environment	7,750,000	7,722,400	0	2,000,000	0	0	0	17,472,400
Total For Project: 000157A Lake Seminole Sediment Removal		7,750,000	7,722,400	0	2,000,000	0	0	17,472,400
Project: 000296A Stormwater Quality Program								
Fund: 3001 Capital Projects Center: 413100 CIP-Physical Environment	435,300	0	0	0	0	0	0	435,300
Total For Project: 000296A Stormwater Quality Program		435,300	0	0	0	0	0	435,300
Project: 002424A McKay Creek Water Quality Improvement Project								
Fund: 3001 Capital Projects Center: 413100 CIP-Physical Environment	500,000	597,000	0	0	0	0	0	1,097,000

Pinellas County Capital Improvement Program
Budget Report by Function and Program

Parameters: Plan Type Code: CIP Planning Budget Funds: Governmental Beginning Fiscal Year: OCT-2018

Current Year Estimate		2020	2021	2022	2023	2024	2025	Line Total
Total For Project: 002424A McKay Creek Water Quality Improvement Project								
500,000		597,000	0	0	0	0	0	1,097,000
Project: 003001C Lealman Regional Stormwater Facility								
Fund: 3001 Capital Projects Center: 413100 CIP-Physical Environment								
110,000		220,000	385,000	275,000	74,000	147,000	1,326,000	2,537,000
Total For Project: 003001C Lealman Regional Stormwater Facility								
110,000		220,000	385,000	275,000	74,000	147,000	1,326,000	2,537,000
Project: 003130A Roosevelt Creek Stormwater Facility Improvements								
Fund: 3001 Capital Projects Center: 413100 CIP-Physical Environment								
150,000		2,130,000	0	0	0	0	0	2,280,000
Total For Project: 003130A Roosevelt Creek Stormwater Facility Improvements								
150,000		2,130,000	0	0	0	0	0	2,280,000
Project: 003435A Stormwater Management Property Acquisition								
Fund: 3001 Capital Projects Center: 413100 CIP-Physical Environment								
0		2,000,000	246,000	246,000	246,000	2,715,000	0	5,453,000
Total For Project: 003435A Stormwater Management Property Acquisition								
0		2,000,000	246,000	246,000	246,000	2,715,000	0	5,453,000
Project: 003900A Stormwater Starkey Facility M10 modification								
Fund: 3001 Capital Projects Center: 413100 CIP-Physical Environment								
78,800		230,000	0	0	0	0	0	308,800
Total For Project: 003900A Stormwater Starkey Facility M10 modification								
78,800		230,000	0	0	0	0	0	308,800
Project: 004126A Regional Stormwater Facilities								
Fund: 3001 Capital Projects Center: 413100 CIP-Physical Environment								
0		220,000	1,881,000	1,881,000	1,000,000	0	0	4,982,000
Total For Project: 004126A Regional Stormwater Facilities								
0		220,000	1,881,000	1,881,000	1,000,000	0	0	4,982,000
Project: 004296A Stormwater Quality Program PIV								
Fund: 3001 Capital Projects Center: 413100 CIP-Physical Environment								
0		100,000	300,000	400,000	400,000	400,000	400,000	2,000,000
Total For Project: 004296A Stormwater Quality Program PIV								
0		100,000	300,000	400,000	400,000	400,000	400,000	2,000,000
Total For Function: Physical Environment Program: 3014 Surface Water Quality Projects								
9,024,100		13,219,400	2,812,000	4,802,000	1,720,000	3,262,000	1,726,000	36,565,500

Pinellas County Capital Improvement Program
Budget Report by Function and Program

Parameters: Plan Type Code: CIP Planning Budget Funds: Governmental Beginning Fiscal Year: OCT-2018

Current Year Estimate		2020	2021	2022	2023	2024	2025	Line Total
Function: Physical Environment		Program: 3016		Extension/Botanical Gardens Projects				
Project: 000075A		Pinewood Cultural Park Preservation Site						
Fund: 3001	Capital Projects	Center: 413100	CIP-Physical Environment					
	166,700		0	0	0	0	0	166,700
Total For Project: 000075A		Pinewood Cultural Park Preservation Site						
	166,700		0	0	0	0	0	166,700
Total For Function: Physical Environment		Program: 3016		Extension/Botanical Gardens Projects				
	166,700		0	0	0	0	0	166,700
Function: Public Safety		Program: 3017 Detention/Correction Projects						
Project: 000895A		Jail Campus Infrastructure Upgrade						
Fund: 3001	Capital Projects	Center: 412100	CIP-Public Safety					
	10,454,100		0	0	0	0	0	10,454,100
Total For Project: 000895A		Jail Campus Infrastructure Upgrade						
	10,454,100		0	0	0	0	0	10,454,100
Project: 001106A		Jail Complex Entry Checkpoint Relocation						
Fund: 3001	Capital Projects	Center: 412100	CIP-Public Safety					
	400,000		0	0	0	0	0	400,000
Total For Project: 001106A		Jail Complex Entry Checkpoint Relocation						
	400,000		0	0	0	0	0	400,000
Project: 002590A		Detention Perimeter Gates Replacement						
Fund: 3001	Capital Projects	Center: 412100	CIP-Public Safety					
	0		800,000	700,000	0	0	0	1,500,000
Total For Project: 002590A		Detention Perimeter Gates Replacement						
	0		800,000	700,000	0	0	0	1,500,000
Project: 003333A		Hot water tank replacement at the Jail F Wing						
Fund: 3001	Capital Projects	Center: 412100	CIP-Public Safety					
	775,000		0	0	0	0	0	775,000
Total For Project: 003333A		Hot water tank replacement at the Jail F Wing						
	775,000		0	0	0	0	0	775,000
Project: 003509A		Jail Perimeter Road Modification into ditch behind F-Wing						
Fund: 3001	Capital Projects	Center: 412100	CIP-Public Safety					
	60,000		630,000	0	0	0	0	690,000

Pinellas County Capital Improvement Program
Budget Report by Function and Program

Parameters: Plan Type Code: CIP Planning Budget Funds: Governmental Beginning Fiscal Year: OCT-2018

Current Year Estimate		2020	2021	2022	2023	2024	2025	Line Total
Total For Project: 003509A Jail Perimeter Road Modification into ditch behind F-Wing								
	60,000	630,000	0	0	0	0	0	690,000
Project: 004179A New Jail Checkpoint Building and Parking								
Fund: 3001 Capital Projects Center: 412100 CIP-Public Safety	0	700,000	0	6,300,000	0	0	0	7,000,000
Total For Project: 004179A New Jail Checkpoint Building and Parking								
	0	700,000	0	6,300,000	0	0	0	7,000,000
Project: 004234A Jail F-Wing Cell Door Renovation								
Fund: 3001 Capital Projects Center: 412100 CIP-Public Safety	0	3,000,000	0	0	0	0	0	3,000,000
Total For Project: 004234A Jail F-Wing Cell Door Renovation								
	0	3,000,000	0	0	0	0	0	3,000,000
Total For Function: Public Safety Program: 3017 Detention/Correction Projects								
	11,689,100	5,130,000	700,000	6,300,000	0	0	0	23,819,100
Function: Public Safety Program: 3018 Emergency & Disaster Projects								
Project: 000855A EMERGENCY SHELTER Buildings Program								
Fund: 3001 Capital Projects Center: 412100 CIP-Public Safety	185,000	0	0	0	0	0	0	185,000
Total For Project: 000855A EMERGENCY SHELTER Buildings Program								
	185,000	0	0	0	0	0	0	185,000
Project: 004180A Emergency Sheltering (including special needs shelters)								
Fund: 3001 Capital Projects Center: 412100 CIP-Public Safety	0	3,020,000	3,850,000	0	0	0	0	6,870,000
Total For Project: 004180A Emergency Sheltering (including special needs shelters)								
	0	3,020,000	3,850,000	0	0	0	0	6,870,000
Project: 004181A St. Vincent de Paul Facility Hardening- Roof Replacement								
Fund: 3001 Capital Projects Center: 412100 CIP-Public Safety	0	71,550	405,450	0	0	0	0	477,000
Total For Project: 004181A St. Vincent de Paul Facility Hardening- Roof Replacement								
	0	71,550	405,450	0	0	0	0	477,000
Total For Function: Public Safety Program: 3018 Emergency & Disaster Projects								
	185,000	3,091,550	4,255,450	0	0	0	0	7,532,000

Pinellas County Capital Improvement Program
Budget Report by Function and Program

October 4, 2019
Page 25 of 41

Parameters: Plan Type Code: CIP Planning Budget Funds: Governmental Beginning Fiscal Year: OCT-2018

Current Year Estimate		2020	2021	2022	2023	2024	2025	Line Total
Function: Public Safety Program: 3019 Other Public Safety Projects								
Project: 001816A	Radio Tower Replacement							
Fund: 3001	Capital Projects	Center: 412100	CIP-Public Safety					
	350,000		350,000	0	0	0	0	700,000
Total For Project: 001816A Radio Tower Replacement								
	350,000		350,000	0	0	0	0	700,000
Project: 002596A	St. Petersburg Interlocal Agreement for Penny Funding							
Fund: 3001	Capital Projects	Center: 412100	CIP-Public Safety					
	20,200,000		0	0	0	0	0	20,200,000
Total For Project: 002596A St. Petersburg Interlocal Agreement for Penny Funding								
	20,200,000		0	0	0	0	0	20,200,000
Project: 002996A	Redington Beach Rescue Station							
Fund: 3001	Capital Projects	Center: 412100	CIP-Public Safety					
	300,000		2,997,000	0	0	0	0	3,297,000
Total For Project: 002996A Redington Beach Rescue Station								
	300,000		2,997,000	0	0	0	0	3,297,000
Project: 003901A	Radio Equipment Shelter Replacement at Five Sites							
Fund: 3001	Capital Projects	Center: 412100	CIP-Public Safety					
	5,000,000		5,000,000	0	0	0	0	10,000,000
Total For Project: 003901A Radio Equipment Shelter Replacement at Five Sites								
	5,000,000		5,000,000	0	0	0	0	10,000,000
Project: 003902A	EMS Ridgecrest Radio Tower and Equipment Shelter Replacement							
Fund: 3001	Capital Projects	Center: 412100	CIP-Public Safety					
	0		0	4,500,000	0	0	0	4,500,000
Total For Project: 003902A EMS Ridgecrest Radio Tower and Equipment Shelter Replacement								
	0		0	4,500,000	0	0	0	4,500,000
Project: 004100A	Government Facilities Remodel and Renovation							
Fund: 3001	Capital Projects	Center: 412100	CIP-Public Safety					
	0		1,500,000	0	0	0	0	1,500,000
Total For Project: 004100A Government Facilities Remodel and Renovation								
	0		1,500,000	0	0	0	0	1,500,000
Project: 004175A	Sheriff's Office Helicopter Hangar replacement							
Fund: 3001	Capital Projects	Center: 412100	CIP-Public Safety					
	0		700,000	7,000,000	0	0	0	7,700,000

Pinellas County Capital Improvement Program
Budget Report by Function and Program

Parameters: Plan Type Code: CIP Planning Budget Funds: Governmental Beginning Fiscal Year: OCT-2018

Current Year Estimate		2020	2021	2022	2023	2024	2025	Line Total
Total For Project: 004175A Sheriff's Office Helicopter Hangar replacement								
	0	700,000	7,000,000	0	0	0	0	7,700,000
Project: 004185A Palm Harbor Fire Station 68								
Fund: 3001 Capital Projects	Center: 412100 CIP-Public Safety							
	0	300,000	2,100,000	0	0	0	0	2,400,000
Total For Project: 004185A Palm Harbor Fire Station 68								
	0	300,000	2,100,000	0	0	0	0	2,400,000
Project: 004186A Lealman Fire Station 19 Construction								
Fund: 3001 Capital Projects	Center: 412100 CIP-Public Safety							
	0	300,000	3,300,000	0	0	0	0	3,600,000
Total For Project: 004186A Lealman Fire Station 19 Construction								
	0	300,000	3,300,000	0	0	0	0	3,600,000
Total For Function: Public Safety Program: 3019 Other Public Safety Projects								
	25,850,000	11,147,000	16,900,000	0	0	0	0	53,897,000
Function: Public Safety Program: 3038 Penny-Jail & Courts Facil (3%)								
Project: 002880A Courts and Jail Projects								
Fund: 3001 Capital Projects	Center: 412100 CIP-Public Safety							
	0	3,200,000	6,000,000	6,000,000	6,000,000	6,000,000	6,000,000	33,200,000
Total For Project: 002880A Courts and Jail Projects								
	0	3,200,000	6,000,000	6,000,000	6,000,000	6,000,000	6,000,000	33,200,000
Total For Function: Public Safety Program: 3038 Penny-Jail & Courts Facil (3%)								
	0	3,200,000	6,000,000	6,000,000	6,000,000	6,000,000	6,000,000	33,200,000
Function: Transportation Program: 1331 Community Vitality & Improvement								
Project: 001756A Pine Street Sidewalk Upgrade from Wilcox Road to 134th Avenue N								
Fund: 1009 Community Developmnt Grnt	Center: 242220 Community Development Block Grant							
	255,000	28,090	0	0	0	0	0	283,090
Total For Project: 001756A Pine Street Sidewalk Upgrade from Wilcox Road to 134th Avenue N								
	255,000	28,090	0	0	0	0	0	283,090

Pinellas County Capital Improvement Program
Budget Report by Function and Program

Parameters: Plan Type Code: CIP Planning Budget Funds: Governmental Beginning Fiscal Year: OCT-2018

Current Year Estimate		2020	2021	2022	2023	2024	2025	Line Total
Project: 001756B Pine Street Sidewalk Pavement Reconstruction								
Fund: 1009	Community Developmnt Grnt	Center: 242220	Community Development Block Grant					
	147,000	16,860	0	0	0	0	0	163,860
Total For Project: 001756B Pine Street Sidewalk Pavement Reconstruction		147,000	16,860	0	0	0	0	163,860
Total For Function: Transportation Program: 1331 Community Vitality & Improvement		402,000	44,950	0	0	0	0	446,950
Function: Transportation Program: 1891 Capital Improvement Program Support								
Project: 003935A Public Works Bldg 16 Garage Addition								
Fund: 0001	General Fund	Center: 431574	Survey and Mapping					
	148,650	0	0	0	0	0	0	148,650
Total For Project: 003935A Public Works Bldg 16 Garage Addition		148,650	0	0	0	0	0	148,650
Total For Function: Transportation Program: 1891 Capital Improvement Program Support		148,650	0	0	0	0	0	148,650
Function: Transportation Program: 3020 Arterial Roads Projects								
Project: 000087A 22nd Ave S - 58th St S to 34th St S Roadway Improvement								
Fund: 3001	Capital Projects	Center: 414100	CIP-Transportation					
	215,000	115,000	415,000	400,000	0	0	0	1,145,000
Total For Project: 000087A 22nd Ave S - 58th St S to 34th St S Roadway Improvement		215,000	115,000	415,000	400,000	0	0	1,145,000
Project: 000097A 62nd Avenue N Roadway Improvement from 34th Street N to 49th Street N								
Fund: 3001	Capital Projects	Center: 414100	CIP-Transportation					
	150,000	200,000	100,000	100,000	100,000	530,000	500,000	1,680,000
Total For Project: 000097A 62nd Avenue N Roadway Improvement from 34th Street N to 49th Street N		150,000	200,000	100,000	100,000	530,000	500,000	1,680,000
Project: 000297A Gateway Expressway								
Fund: 3001	Capital Projects	Center: 414100	CIP-Transportation					
	12,000,000	7,750,000	0	0	0	0	0	19,750,000

Pinellas County Capital Improvement Program
Budget Report by Function and Program

Parameters: Plan Type Code: CIP Planning Budget Funds: Governmental Beginning Fiscal Year: OCT-2018

Current Year Estimate		2020	2021	2022	2023	2024	2025	Line Total
Total For Project: 000297A Gateway Expressway								
	12,000,000	7,750,000	0	0	0	0	0	19,750,000
Project: 001038A Park St from Tyrone Blvd. to 54th Ave N Roadway Improvements								
Fund: 3001 Capital Projects Center: 414100 CIP-Transportation	25,000	50,000	0	0	0	0	0	75,000
Total For Project: 001038A Park St from Tyrone Blvd. to 54th Ave N Roadway Improvements		25,000	50,000	0	0	0	0	75,000
Project: 001039A Park Street/Starkey Road from 84th Lane N to 82nd Avenue Road Widening, Sidewalks, Mast Arms								
Fund: 3001 Capital Projects Center: 414100 CIP-Transportation	350,000	0	0	0	0	0	0	350,000
Total For Project: 001039A Park Street/Starkey Road from 84th Lane N to 82nd Avenue Road Widening, Sidewalks, Mast Arms		350,000	0	0	0	0	0	350,000
Project: 002063A Starkey Road road reconstruction & widening from Flamevine to Bryan Dairy Road								
Fund: 3001 Capital Projects Center: 414100 CIP-Transportation	0	300,000	200,000	6,030,000	7,030,000	3,000,000	0	16,560,000
Total For Project: 002063A Starkey Road road reconstruction & widening from Flamevine to Bryan Dairy Road		0	300,000	200,000	6,030,000	7,030,000	3,000,000	16,560,000
Project: 002110A Forest Lakes Blvd Pavement Rehabilitation - Phase II								
Fund: 3001 Capital Projects Center: 414100 CIP-Transportation	1,957,000	5,832,900	3,759,000	0	0	0	0	11,548,900
Total For Project: 002110A Forest Lakes Blvd Pavement Rehabilitation - Phase II		1,957,000	5,832,900	3,759,000	0	0	0	11,548,900
Project: 003877A Sunset Pt Rd from Alt. US 19 to Keene Rd Roadway Improvements								
Fund: 3001 Capital Projects Center: 414100 CIP-Transportation	25,000	50,000	50,000	50,000	150,000	300,000	350,000	975,000
Total For Project: 003877A Sunset Pt Rd from Alt. US 19 to Keene Rd Roadway Improvements		25,000	50,000	50,000	50,000	150,000	300,000	975,000
Project: 003880A 102nd Ave from 137th St to 113th St Roadway Improvements								
Fund: 3001 Capital Projects Center: 414100 CIP-Transportation	0	25,000	50,000	100,000	400,000	1,870,000	2,180,000	4,625,000
Total For Project: 003880A 102nd Ave from 137th St to 113th St Roadway Improvements		0	25,000	50,000	100,000	400,000	1,870,000	4,625,000
Total For Function: Transportation Program: 3020 Arterial Roads Projects		14,722,000	14,322,900	4,574,000	6,680,000	7,680,000	5,700,000	56,708,900

Pinellas County Capital Improvement Program
Budget Report by Function and Program

Parameters: Plan Type Code: CIP Planning Budget Funds: Governmental Beginning Fiscal Year: OCT-2018

Current Year Estimate		2020	2021	2022	2023	2024	2025	Line Total
Function: Transportation		Program: 3021		Intersection Improvements Projects				
Project: 000152A	Intersection Improvements							
Fund: 3001	Capital Projects	Center: 414100	CIP-Transportation					
	100,000	0	0	0	0	0	0	100,000
Total For Project: 000152A		Intersection Improvements						
	100,000	0	0	0	0	0	0	100,000
Project: 000195A	Traffic Safety Improvements							
Fund: 3001	Capital Projects	Center: 414100	CIP-Transportation					
	166,410	250,000	250,000	500,000	500,000	500,000	500,000	2,666,410
Total For Project: 000195A		Traffic Safety Improvements						
	166,410	250,000	250,000	500,000	500,000	500,000	500,000	2,666,410
Project: 000195B	Traffic Safety Improvements TTF							
Fund: 3001	Capital Projects	Center: 414100	CIP-Transportation					
	1,000,000	0	0	0	0	0	0	1,000,000
Total For Project: 000195B		Traffic Safety Improvements TTF						
	1,000,000	0	0	0	0	0	0	1,000,000
Project: 000957A	62nd Avenue North at 58th Street N Intersection Improvements							
Fund: 3001	Capital Projects	Center: 414100	CIP-Transportation					
	150,000	800,000	0	0	0	0	0	950,000
Total For Project: 000957A		62nd Avenue North at 58th Street N Intersection Improvements						
	150,000	800,000	0	0	0	0	0	950,000
Project: 000958A	49th St N @ 38th Ave N and 30th Ave N, 58th St N @ 38th Ave N ADA Ramps Upgrade, Sidewalk, and Intersection Improvements							
Fund: 3001	Capital Projects	Center: 414100	CIP-Transportation					
	0	880,400	0	0	0	0	0	880,400
Total For Project: 000958A		49th St N @ 38th Ave N and 30th Ave N, 58th St N @ 38th Ave N ADA Ramps Upgrade, Sidewalk, and Intersection Improvements						
	0	880,400	0	0	0	0	0	880,400
Project: 001018A	Betty Lane at Sunset Point Road - Intersection Improvements							
Fund: 3001	Capital Projects	Center: 414100	CIP-Transportation					
	1,693,600	1,370,000	0	0	0	0	0	3,063,600
Total For Project: 001018A		Betty Lane at Sunset Point Road - Intersection Improvements						
	1,693,600	1,370,000	0	0	0	0	0	3,063,600
Project: 001020A	N.E. Coachman Road at Old Coachman Road Intersection Improvements							
Fund: 3001	Capital Projects	Center: 414100	CIP-Transportation					
	1,265,800	550,000	0	0	0	0	0	1,815,800
Total For Project: 001020A		N.E. Coachman Road at Old Coachman Road Intersection Improvements						
	1,265,800	550,000	0	0	0	0	0	1,815,800

Pinellas County Capital Improvement Program
Budget Report by Function and Program

Parameters: Plan Type Code: CIP Planning Budget Funds: Governmental Beginning Fiscal Year: OCT-2018

Current Year Estimate		2020	2021	2022	2023	2024	2025	Line Total
Project: 001022A	102nd Avenue N at Antilles Drive Intersection Improvements							
Fund: 3001	Capital Projects	Center: 414100	CIP-Transportation					
	320,000	1,200,000	300,000	0	0	0	0	1,820,000
Total For Project: 001022A		102nd Avenue N at Antilles Drive Intersection Improvements						
	320,000	1,200,000	300,000	0	0	0	0	1,820,000
Project: 001023A	131st Street N at 82nd Avenue N and 86th Avenue N Intersection Improvements							
Fund: 3001	Capital Projects	Center: 414100	CIP-Transportation					
	100,000	1,050,000	1,700,000	0	0	0	0	2,850,000
Total For Project: 001023A		131st Street N at 82nd Avenue N and 86th Avenue N Intersection Improvements						
	100,000	1,050,000	1,700,000	0	0	0	0	2,850,000
Project: 002540A	Belcher Road at Gulf to Bay Boulevard PD&E Study Re-Evaluation							
Fund: 3001	Capital Projects	Center: 414100	CIP-Transportation					
	150,000	250,000	400,000	100,000	450,000	6,450,000	2,550,000	10,350,000
Total For Project: 002540A		Belcher Road at Gulf to Bay Boulevard PD&E Study Re-Evaluation						
	150,000	250,000	400,000	100,000	450,000	6,450,000	2,550,000	10,350,000
Project: 003876A	49th St N. (CR 611) at 70th Ave N. Intersection Improvement							
Fund: 3001	Capital Projects	Center: 414100	CIP-Transportation					
	0	20,000	150,000	100,000	550,000	300,000	0	1,120,000
Total For Project: 003876A		49th St N. (CR 611) at 70th Ave N. Intersection Improvement						
	0	20,000	150,000	100,000	550,000	300,000	0	1,120,000
Project: 003898A	Lakeview and Keene Rd Drainage Improvements							
Fund: 3001	Capital Projects	Center: 414100	CIP-Transportation					
	0	0	532,000	385,000	0	0	0	917,000
Total For Project: 003898A		Lakeview and Keene Rd Drainage Improvements						
	0	0	532,000	385,000	0	0	0	917,000
Project: 004152A	Intersection Program PIV							
Fund: 3001	Capital Projects	Center: 414100	CIP-Transportation					
	0	1,500,000	1,500,000	1,500,000	1,500,000	1,500,000	1,500,000	9,000,000
Total For Project: 004152A		Intersection Program PIV						
	0	1,500,000	1,500,000	1,500,000	1,500,000	1,500,000	1,500,000	9,000,000
Total For Function: Transportation		Program: 3021 Intersection Improvements Projects						
	4,945,810	7,870,400	4,832,000	2,585,000	3,000,000	8,750,000	4,550,000	36,533,210
Function: Transportation		Program: 3022		Local Streets/Collector Projects				

Pinellas County Capital Improvement Program
Budget Report by Function and Program

Parameters: Plan Type Code: CIP Planning Budget Funds: Governmental Beginning Fiscal Year: OCT-2018

Current Year Estimate		2020	2021	2022	2023	2024	2025	Line Total
Project: 002106A	Haines Road - 60th Avenue to US 19 Roadway and Drainage Improvements							
Fund: 3001	Capital Projects Center: 414100 CIP-Transportation							
	520,000	1,920,000	3,000,000	0	0	0	0	5,440,000
Total For Project: 002106A Haines Road - 60th Avenue to US 19 Roadway and Drainage Improvements								
	520,000	1,920,000	3,000,000	0	0	0	0	5,440,000
Project: 002109A	Whitney Road and Wolford Road intersection and Roadway Improvements							
Fund: 3001	Capital Projects Center: 414100 CIP-Transportation							
	140,000	770,000	1,936,200	0	0	0	0	2,846,200
Total For Project: 002109A Whitney Road and Wolford Road intersection and Roadway Improvements								
	140,000	770,000	1,936,200	0	0	0	0	2,846,200
Project: 002131A	46th Ave N from 49th St N. (CR 611) to 38th St N. Roadway Improvements							
Fund: 3001	Capital Projects Center: 414100 CIP-Transportation							
	0	125,000	200,000	650,000	1,550,000	0	0	2,525,000
Total For Project: 002131A 46th Ave N from 49th St N. (CR 611) to 38th St N. Roadway Improvements								
	0	125,000	200,000	650,000	1,550,000	0	0	2,525,000
Project: 002925A	126th Avenue N Improvements from 34th Street N to US Hwy 19							
Fund: 3001	Capital Projects Center: 414100 CIP-Transportation							
	732,340	250,000	250,000	500,000	0	0	0	1,732,340
Total For Project: 002925A 126th Avenue N Improvements from 34th Street N to US Hwy 19								
	732,340	250,000	250,000	500,000	0	0	0	1,732,340
Project: 003862A	Belleair Road Complete Street Improvements							
Fund: 3001	Capital Projects Center: 414100 CIP-Transportation							
	150,000	50,000	0	0	0	0	0	200,000
Total For Project: 003862A Belleair Road Complete Street Improvements								
	150,000	50,000	0	0	0	0	0	200,000
Project: 003882A	54th Ave. N. Roadway Improvements from 49th St. N. to 34th St. N.							
Fund: 3001	Capital Projects Center: 414100 CIP-Transportation							
	50,000	400,000	250,000	250,000	2,000,000	2,500,000	0	5,450,000
Total For Project: 003882A 54th Ave. N. Roadway Improvements from 49th St. N. to 34th St. N.								
	50,000	400,000	250,000	250,000	2,000,000	2,500,000	0	5,450,000
Project: 003884A	Highland Ave (CR 375) from Belleair Rd (CR 464) to E. Bay Dr (CR 686) Roadway Improvements							
Fund: 3001	Capital Projects Center: 414100 CIP-Transportation							
	0	25,000	15,000	125,000	375,000	250,000	1,500,000	2,290,000
Total For Project: 003884A Highland Ave (CR 375) from Belleair Rd (CR 464) to E. Bay Dr (CR 686) Roadway Improvements								
	0	25,000	15,000	125,000	375,000	250,000	1,500,000	2,290,000
Project: 003914A	Forest Lakes Blvd Phase III - From Tampa Rd. to SR 580 - PER							

Pinellas County Capital Improvement Program
Budget Report by Function and Program

Parameters: Plan Type Code: CIP Planning Budget Funds: Governmental Beginning Fiscal Year: OCT-2018

Current Year Estimate		2020	2021	2022	2023	2024	2025	Line Total
Fund: 3001	Capital Projects	Center: 414100	CIP-Transportation					
	100,000	200,000	0	400,000	200,000	400,000	0	1,300,000
Total For Project: 003914A		Forest Lakes Blvd Phase III - From Tampa Rd. to SR 580 - PER						
	100,000	200,000	0	400,000	200,000	400,000	0	1,300,000
Project: 004182A	Nebraska Ave Roadway Improvement from Alt US 19 to West Lake Rd							
Fund: 3001	Capital Projects	Center: 414100	CIP-Transportation					
	0	25,000	0	175,000	975,000	2,250,000	0	3,425,000
Total For Project: 004182A		Nebraska Ave Roadway Improvement from Alt US 19 to West Lake Rd						
	0	25,000	0	175,000	975,000	2,250,000	0	3,425,000
Total For Function: Transportation		Program: 3022 Local Streets/Collector Projects						
	1,692,340	3,765,000	5,651,200	2,100,000	5,100,000	5,400,000	1,500,000	25,208,540
Function: Transportation		Program: 3023		Pinellas Trail Projects				
Project: 000186B	Pinellas/Duke Energy Trail Extension Phase II							
Fund: 3001	Capital Projects	Center: 414100	CIP-Transportation					
	687,000	2,120,000	500,000	0	0	0	0	3,307,000
Total For Project: 000186B		Pinellas/Duke Energy Trail Extension Phase II						
	687,000	2,120,000	500,000	0	0	0	0	3,307,000
Project: 000967A	Pinellas Trail Loop North Segment							
Fund: 3001	Capital Projects	Center: 414100	CIP-Transportation					
	800,000	4,767,100	2,700,000	0	0	0	0	8,267,100
Total For Project: 000967A		Pinellas Trail Loop North Segment						
	800,000	4,767,100	2,700,000	0	0	0	0	8,267,100
Project: 003682A	Trail Projects							
Fund: 3001	Capital Projects	Center: 414100	CIP-Transportation					
	0	600,000	1,400,000	1,000,000	1,000,000	1,000,000	1,000,000	6,000,000
Total For Project: 003682A		Trail Projects						
	0	600,000	1,400,000	1,000,000	1,000,000	1,000,000	1,000,000	6,000,000
Project: 003883A	Pinellas Trail Loop (Duke Energy) South Gap from Haines Bayshore to San Martin Bridge							
Fund: 3001	Capital Projects	Center: 414100	CIP-Transportation					
	50,000	250,000	200,000	200,000	0	0	0	700,000
Total For Project: 003883A		Pinellas Trail Loop (Duke Energy) South Gap from Haines Bayshore to San Martin Bridge						
	50,000	250,000	200,000	200,000	0	0	0	700,000
Total For Function: Transportation		Program: 3023		Pinellas Trail Projects				

Pinellas County Capital Improvement Program
Budget Report by Function and Program

Parameters: Plan Type Code: CIP Planning Budget Funds: Governmental Beginning Fiscal Year: OCT-2018

Current Year Estimate		2020	2021	2022	2023	2024	2025	Line Total
1,537,000		7,737,100	4,800,000	1,200,000	1,000,000	1,000,000	1,000,000	18,274,100
Function: Transportation		Program: 3024		Road & Street Support Projects				
Project: 000146A		Gulf Blvd Improvements						
Fund: 3001	Capital Projects	Center: 414100	CIP-Transportation					
	18,063,600	0	0	0	0	0	0	18,063,600
Total For Project: 000146A		Gulf Blvd Improvements						
	18,063,600	0	0	0	0	0	0	18,063,600
Project: 004183A		Countywide Traffic Signalization Improvements						
Fund: 3001	Capital Projects	Center: 414100	CIP-Transportation					
	0	100,000	850,000	850,000	850,000	850,000	850,000	4,350,000
Total For Project: 004183A		Countywide Traffic Signalization Improvements						
	0	100,000	850,000	850,000	850,000	850,000	850,000	4,350,000
Project: 004200A		Gulf Blvd Improvements Penny IV						
Fund: 3001	Capital Projects	Center: 414100	CIP-Transportation					
	0	500,000	12,000,000	12,000,000	10,500,000	0	0	35,000,000
Total For Project: 004200A		Gulf Blvd Improvements Penny IV						
	0	500,000	12,000,000	12,000,000	10,500,000	0	0	35,000,000
Total For Function: Transportation		Program: 3024	Road & Street Support Projects					
	18,063,600	600,000	12,850,000	12,850,000	11,350,000	850,000	850,000	57,413,600
Function: Transportation		Program: 3026		Sidewalks Projects				
Project: 000144A		General Sidewalk and ADA Program						
Fund: 3001	Capital Projects	Center: 414100	CIP-Transportation					
	2,276,970	0	0	0	0	0	0	2,276,970
Total For Project: 000144A		General Sidewalk and ADA Program						
	2,276,970	0	0	0	0	0	0	2,276,970
Project: 001512A		Park Blvd SRTS Sidewalk Improvements						
Fund: 3001	Capital Projects	Center: 414100	CIP-Transportation					
	500,000	1,300,000	0	0	0	0	0	1,800,000
Total For Project: 001512A		Park Blvd SRTS Sidewalk Improvements						

Pinellas County Capital Improvement Program
Budget Report by Function and Program

Parameters: Plan Type Code: CIP Planning Budget Funds: Governmental Beginning Fiscal Year: OCT-2018

Current Year Estimate		2020	2021	2022	2023	2024	2025	Line Total
500,000		1,300,000	0	0	0	0	0	1,800,000
Project: 002069A	62nd Avenue N & 25th Street N Intersection Improvements							
Fund: 3001	Capital Projects	Center: 414100	CIP-Transportation					
410,000		400,000	0	0	0	0	0	810,000
Total For Project: 002069A		62nd Avenue N & 25th Street N Intersection Improvements						
410,000		400,000	0	0	0	0	0	810,000
Project: 002102A	Haines Bayshore Sidewalk Improvements							
Fund: 3001	Capital Projects	Center: 414100	CIP-Transportation					
769,500		0	0	0	0	0	0	769,500
Total For Project: 002102A		Haines Bayshore Sidewalk Improvements						
769,500		0	0	0	0	0	0	769,500
Project: 002128A	42nd Avenue from 35th Street N to 46th Street N Drainage and Sidewalk							
Fund: 3001	Capital Projects	Center: 414100	CIP-Transportation					
230,000		960,000	1,260,000	0	0	0	0	2,450,000
Total For Project: 002128A		42nd Avenue from 35th Street N to 46th Street N Drainage and Sidewalk						
230,000		960,000	1,260,000	0	0	0	0	2,450,000
Project: 002232A	Indian Rocks Road Phase 2B - from Kent Drive to 8th Avenue Southwest - Sidewalk & Drainage Improvements							
Fund: 3001	Capital Projects	Center: 414100	CIP-Transportation					
450,000		958,000	2,213,400	0	0	0	0	3,621,400
Total For Project: 002232A		Indian Rocks Road Phase 2B - from Kent Drive to 8th Avenue Southwest - Sidewalk & Drainage Improvements						
450,000		958,000	2,213,400	0	0	0	0	3,621,400
Project: 002686A	Sidewalk Hercules Avenue Phase II from Sherwood Street to Sunset Point Road							
Fund: 3001	Capital Projects	Center: 414100	CIP-Transportation					
0		560,000	1,020,000	0	0	0	0	1,580,000
Total For Project: 002686A		Sidewalk Hercules Avenue Phase II from Sherwood Street to Sunset Point Road						
0		560,000	1,020,000	0	0	0	0	1,580,000
Project: 002927A	46th Ave. N. Sidewalk Improvements from 49th St. N. to 55th St. N.							
Fund: 3001	Capital Projects	Center: 414100	CIP-Transportation					
165,000		385,000	500,000	0	0	0	0	1,050,000
Total For Project: 002927A		46th Ave. N. Sidewalk Improvements from 49th St. N. to 55th St. N.						
165,000		385,000	500,000	0	0	0	0	1,050,000
Project: 003306A	Sidewalk on 62nd Avenue North from 58th Street North to 62nd Street North							
Fund: 3001	Capital Projects	Center: 414100	CIP-Transportation					
20,000		562,100	0	0	0	0	0	582,100
Total For Project: 003306A		Sidewalk on 62nd Avenue North from 58th Street North to 62nd Street North						
20,000		562,100	0	0	0	0	0	582,100

Pinellas County Capital Improvement Program
Budget Report by Function and Program

Parameters: Plan Type Code: CIP Planning Budget Funds: Governmental Beginning Fiscal Year: OCT-2018

Current Year Estimate		2020	2021	2022	2023	2024	2025	Line Total
Project: 003866A	45th St. N. Sidewalk - Duval Park Blvd to South of 54th Ave							
Fund: 3001	Capital Projects	Center: 414100	CIP-Transportation					
	43,000	0	0	0	0	0	0	43,000
Total For Project: 003866A		45th St. N. Sidewalk - Duval Park Blvd to South of 54th Ave						
	43,000	0	0	0	0	0	0	43,000
Project: 004144A	Sidewalk and ADA Program PIV							
Fund: 3001	Capital Projects	Center: 414100	CIP-Transportation					
	0	3,350,000	4,100,000	5,200,000	5,200,000	5,200,000	5,200,000	28,250,000
Total For Project: 004144A		Sidewalk and ADA Program PIV						
	0	3,350,000	4,100,000	5,200,000	5,200,000	5,200,000	5,200,000	28,250,000
Total For Function: Transportation		Program: 3026	Sidewalks Projects					
	4,864,470	8,475,100	9,093,400	5,200,000	5,200,000	5,200,000	5,200,000	43,232,970
Function: Transportation		Program: 3031	Bridges-Repair & Improvement					
Project: 000125A	Bridge Rehabilitation Program							
Fund: 3001	Capital Projects	Center: 414100	CIP-Transportation					
	640,300	0	0	0	0	0	0	640,300
Total For Project: 000125A		Bridge Rehabilitation Program						
	640,300	0	0	0	0	0	0	640,300
Project: 000423A	Dunedin Causeway Bridge Project Development & Environment (PD&E) Study							
Fund: 3001	Capital Projects	Center: 414100	CIP-Transportation					
	225,000	50,000	0	0	0	800,000	12,875,000	13,950,000
Total For Project: 000423A		Dunedin Causeway Bridge Project Development & Environment (PD&E) Study						
	225,000	50,000	0	0	0	800,000	12,875,000	13,950,000
Project: 000700A	Westwinds Drive Bridge Replacement over Westwind Canal							
Fund: 3001	Capital Projects	Center: 414100	CIP-Transportation					
	20,000	905,000	895,000	0	0	0	0	1,820,000
Total For Project: 000700A		Westwinds Drive Bridge Replacement over Westwind Canal						
	20,000	905,000	895,000	0	0	0	0	1,820,000
Project: 000702A	Crosswinds Drive Bridge Replacement over Crosswinds Canal							
Fund: 3001	Capital Projects	Center: 414100	CIP-Transportation					
	20,000	980,000	970,000	0	0	0	0	1,970,000
Total For Project: 000702A		Crosswinds Drive Bridge Replacement over Crosswinds Canal						
	20,000	980,000	970,000	0	0	0	0	1,970,000

Pinellas County Capital Improvement Program
Budget Report by Function and Program

Parameters: Plan Type Code: CIP Planning Budget Funds: Governmental Beginning Fiscal Year: OCT-2018

Current Year Estimate		2020	2021	2022	2023	2024	2025	Line Total
Project: 001034A	Old Coachman Road over Alligator Creek Bridge Replacement							
Fund: 3001	Capital Projects	Center: 414100	CIP-Transportation					
	300,000	1,030,000	2,190,000	0	0	0	0	3,520,000
Total For Project: 001034A		Old Coachman Road over Alligator Creek Bridge Replacement						
	300,000	1,030,000	2,190,000	0	0	0	0	3,520,000
Project: 001035A	Oakwood Drive over Stephanie's Channel Bridge Replacement							
Fund: 3001	Capital Projects	Center: 414100	CIP-Transportation					
	20,000	20,000	1,330,000	0	0	0	0	1,370,000
Total For Project: 001035A		Oakwood Drive over Stephanie's Channel Bridge Replacement						
	20,000	20,000	1,330,000	0	0	0	0	1,370,000
Project: 001036A	San Martin Blvd. over Riviera Bay Bridge Replacement							
Fund: 3001	Capital Projects	Center: 414100	CIP-Transportation					
	150,000	100,000	100,000	200,000	500,000	250,000	4,475,000	5,775,000
Total For Project: 001036A		San Martin Blvd. over Riviera Bay Bridge Replacement						
	150,000	100,000	100,000	200,000	500,000	250,000	4,475,000	5,775,000
Project: 001037A	Beckett Bridge Replacement							
Fund: 3001	Capital Projects	Center: 414100	CIP-Transportation					
	553,000	547,000	4,660,000	13,360,000	0	0	0	19,120,000
Total For Project: 001037A		Beckett Bridge Replacement						
	553,000	547,000	4,660,000	13,360,000	0	0	0	19,120,000
Project: 001142A	Park Boulevard Drawbridge Rehabilitation							
Fund: 3001	Capital Projects	Center: 414100	CIP-Transportation					
	550,000	1,600,000	0	0	0	0	0	2,150,000
Total For Project: 001142A		Park Boulevard Drawbridge Rehabilitation						
	550,000	1,600,000	0	0	0	0	0	2,150,000
Project: 004125A	Bridge Program PIV							
Fund: 3001	Capital Projects	Center: 414100	CIP-Transportation					
	0	1,000,000	1,500,000	1,500,000	1,500,000	2,000,000	2,000,000	9,500,000
Total For Project: 004125A		Bridge Program PIV						
	0	1,000,000	1,500,000	1,500,000	1,500,000	2,000,000	2,000,000	9,500,000
Total For Function: Transportation		Program: 3031	Bridges-Repair & Improvement					
	2,478,300	6,232,000	11,645,000	15,060,000	2,000,000	3,050,000	19,350,000	59,815,300
Function: Transportation		Program: 3032	Road Resurfacing & Rehabilitation					

Pinellas County Capital Improvement Program
Budget Report by Function and Program

Parameters: Plan Type Code: CIP Planning Budget Funds: Governmental Beginning Fiscal Year: OCT-2018

Current Year Estimate		2020	2021	2022	2023	2024	2025	Line Total
Project: 000192A Road Resurfacing & Rehabilitation Program								
Fund: 3001	Capital Projects	Center: 414100	CIP-Transportation					
	6,491,040	0		0	0	0	0	6,491,040
Total For Project: 000192A		Road Resurfacing & Rehabilitation Program						
	6,491,040	0		0	0	0	0	6,491,040
Project: 000192B Road Resurfacing & Rehabilitation Program TTF								
Fund: 3001	Capital Projects	Center: 414100	CIP-Transportation					
	2,557,130		1,500,000	0	0	0	0	4,057,130
Total For Project: 000192B		Road Resurfacing & Rehabilitation Program TTF						
	2,557,130		1,500,000	0	0	0	0	4,057,130
Project: 001177A Lakeshore Estates Roadway & Drainage Improvements								
Fund: 3001	Capital Projects	Center: 414100	CIP-Transportation					
	755,000		364,000	0	0	0	0	1,119,000
Total For Project: 001177A		Lakeshore Estates Roadway & Drainage Improvements						
	755,000		364,000	0	0	0	0	1,119,000
Project: 001177B Lakeshore Estates Phase 2 Roadway and Drainage Improvements								
Fund: 3001	Capital Projects	Center: 414100	CIP-Transportation					
	0		700,000	0	0	0	0	700,000
Total For Project: 001177B		Lakeshore Estates Phase 2 Roadway and Drainage Improvements						
	0		700,000	0	0	0	0	700,000
Project: 004192A Road Resurfacing & Rehabilitation PIV								
Fund: 3001	Capital Projects	Center: 414100	CIP-Transportation					
	0		11,425,000	13,000,000	13,000,000	13,000,000	13,000,000	76,425,000
Total For Project: 004192A		Road Resurfacing & Rehabilitation PIV						
	0		11,425,000	13,000,000	13,000,000	13,000,000	13,000,000	76,425,000
Total For Function: Transportation		Program: 3032	Road Resurfacing & Rehabilitation					
	9,803,170	13,989,000	13,000,000	13,000,000	13,000,000	13,000,000	13,000,000	88,792,170
Function: Transportation Program: 3033 Advanced Traffic Management System								
Project: 000106A ATMS/ITS Countywide System Program								
Fund: 3001	Capital Projects	Center: 414100	CIP-Transportation					
	91,000		300,000	300,000	300,000	300,000	300,000	1,891,000
Total For Project: 000106A		ATMS/ITS Countywide System Program						
	91,000		300,000	300,000	300,000	300,000	300,000	1,891,000

Pinellas County Capital Improvement Program
Budget Report by Function and Program

Parameters: Plan Type Code: CIP Planning Budget Funds: Governmental Beginning Fiscal Year: OCT-2018

Current Year Estimate		2020	2021	2022	2023	2024	2025	Line Total
Project: 000175A	ATMS Park Boulevard from Gulf Blvd to Grand Ave							
Fund: 3001	Capital Projects	Center: 414100	CIP-Transportation					
	25,000	0	0	0	0	0	0	25,000
Total For Project: 000175A		ATMS Park Boulevard from Gulf Blvd to Grand Ave						
	25,000	0	0	0	0	0	0	25,000
Project: 000197A	ATMS NORTH COUNTY							
Fund: 3001	Capital Projects	Center: 414100	CIP-Transportation					
	300,000	300,000	0	0	0	0	0	600,000
Total For Project: 000197A		ATMS NORTH COUNTY						
	300,000	300,000	0	0	0	0	0	600,000
Project: 001030A	ATMS South Belcher Road - Druid to Park Blvd							
Fund: 3001	Capital Projects	Center: 414100	CIP-Transportation					
	988,000	312,000	0	0	0	0	0	1,300,000
Total For Project: 001030A		ATMS South Belcher Road - Druid to Park Blvd						
	988,000	312,000	0	0	0	0	0	1,300,000
Project: 001031A	ATMS Gulf Boulevard							
Fund: 3001	Capital Projects	Center: 414100	CIP-Transportation					
	210,000	1,460,700	0	0	0	0	0	1,670,700
Total For Project: 001031A		ATMS Gulf Boulevard						
	210,000	1,460,700	0	0	0	0	0	1,670,700
Project: 001032A	ATMS/ITS Regional Improvements							
Fund: 3001	Capital Projects	Center: 414100	CIP-Transportation					
	0	250,000	400,000	500,000	500,000	250,000	500,000	2,400,000
Total For Project: 001032A		ATMS/ITS Regional Improvements						
	0	250,000	400,000	500,000	500,000	250,000	500,000	2,400,000
Project: 002156A	ATMS CR 1 from SR 60 to Alderman Road							
Fund: 3001	Capital Projects	Center: 414100	CIP-Transportation					
	510,980	294,020	0	0	0	0	0	805,000
Total For Project: 002156A		ATMS CR 1 from SR 60 to Alderman Road						
	510,980	294,020	0	0	0	0	0	805,000
Project: 002598A	ATMS Alt US 19 South - SR60 to 34th St N							
Fund: 3001	Capital Projects	Center: 414100	CIP-Transportation					
	1,610,000	1,370,000	0	0	0	0	0	2,980,000
Total For Project: 002598A		ATMS Alt US 19 South - SR60 to 34th St N						
	1,610,000	1,370,000	0	0	0	0	0	2,980,000
Project: 002599A	ATMS St Pete Downtown							
Fund: 3001	Capital Projects	Center: 414100	CIP-Transportation					

Pinellas County Capital Improvement Program
Budget Report by Function and Program

Parameters: Plan Type Code: CIP Planning Budget Funds: Governmental Beginning Fiscal Year: OCT-2018

Current Year Estimate		2020	2021	2022	2023	2024	2025	Line Total
50,000		250,000	750,000	2,850,000	0	0	0	3,900,000
Total For Project: 002599A ATMS St Pete Downtown								
50,000		250,000	750,000	2,850,000	0	0	0	3,900,000
Project: 002600A ATMS 49th St - SR60 to 46th Ave N								
Fund: 3001 Capital Projects Center: 414100 CIP-Transportation								
322,000		900,000	2,296,600	0	0	0	0	3,518,600
Total For Project: 002600A ATMS 49th St - SR60 to 46th Ave N								
322,000		900,000	2,296,600	0	0	0	0	3,518,600
Project: 002601A ATMS Phase 3 Expansion								
Fund: 3001 Capital Projects Center: 414100 CIP-Transportation								
500,000		3,740,000	0	0	0	0	0	4,240,000
Total For Project: 002601A ATMS Phase 3 Expansion								
500,000		3,740,000	0	0	0	0	0	4,240,000
Project: 003145A ATMS SR 693 North								
Fund: 3001 Capital Projects Center: 414100 CIP-Transportation								
600,000		150,000	0	0	0	0	0	750,000
Total For Project: 003145A ATMS SR 693 North								
600,000		150,000	0	0	0	0	0	750,000
Project: 003771A ATMS Keystone Rd - US19 to E of East Lake Rd								
Fund: 3001 Capital Projects Center: 414100 CIP-Transportation								
35,000		720,000	0	0	0	0	0	755,000
Total For Project: 003771A ATMS Keystone Rd - US19 to E of East Lake Rd								
35,000		720,000	0	0	0	0	0	755,000
Project: 003775A ATMS Central Software Purchase								
Fund: 3001 Capital Projects Center: 414100 CIP-Transportation								
325,000		700,000	0	0	0	0	0	1,025,000
Total For Project: 003775A ATMS Central Software Purchase								
325,000		700,000	0	0	0	0	0	1,025,000
Project: 003776A Intelligent Transportation Equipment Installation and Replacement								
Fund: 3001 Capital Projects Center: 414100 CIP-Transportation								
550,000		1,000,000	0	0	0	0	0	1,550,000
Total For Project: 003776A Intelligent Transportation Equipment Installation and Replacement								
550,000		1,000,000	0	0	0	0	0	1,550,000
Total For Function: Transportation Program: 3033 Advanced Traffic Management System								
6,116,980		11,746,720	3,746,600	3,650,000	800,000	550,000	800,000	27,410,300

Pinellas County Capital Improvement Program
Budget Report by Function and Program

Parameters: Plan Type Code: CIP Planning Budget Funds: Governmental Beginning Fiscal Year: OCT-2018

Current Year Estimate		2020	2021	2022	2023	2024	2025	Line Total	
Function: Transportation		Program: 3034		Railroad Crossing Projects					
Project: 000189A		Railroad Crossing Improvements							
Fund: 3001	Capital Projects	Center: 414100	CIP-Transportation						
	195,000		0	0	0	0	0	195,000	
Total For Project: 000189A		Railroad Crossing Improvements							
	195,000		0	0	0	0	0	195,000	
Project: 004189A		Railroad Crossing Program PIV							
Fund: 3001	Capital Projects	Center: 414100	CIP-Transportation						
	0		450,000	100,000	500,000	100,000	525,000	375,000	2,050,000
Total For Project: 004189A		Railroad Crossing Program PIV							
	0		450,000	100,000	500,000	100,000	525,000	375,000	2,050,000
Total For Function: Transportation		Program: 3034		Railroad Crossing Projects					
	195,000		450,000	100,000	500,000	100,000	525,000	375,000	2,245,000
Function: Transportation		Program: 3035		Roadway Underdrain Projects					
Project: 000216A		Underdrain Annual Contracts							
Fund: 3001	Capital Projects	Center: 414100	CIP-Transportation						
	5,000		0	0	0	0	0	5,000	
Total For Project: 000216A		Underdrain Annual Contracts							
	5,000		0	0	0	0	0	5,000	
Project: 004216A		Underdrain Program PIV							
Fund: 3001	Capital Projects	Center: 414100	CIP-Transportation						
	0		400,000	900,000	800,000	800,000	800,000	1,000,000	4,700,000
Total For Project: 004216A		Underdrain Program PIV							
	0		400,000	900,000	800,000	800,000	800,000	1,000,000	4,700,000
Total For Function: Transportation		Program: 3035		Roadway Underdrain Projects					
	5,000		400,000	900,000	800,000	800,000	800,000	1,000,000	4,705,000
Function: Transportation		Program: 3036		MSTU Paving Projects					

Pinellas County Capital Improvement Program
Budget Report by Function and Program

Parameters: Plan Type Code: CIP Planning Budget Funds: Governmental Beginning Fiscal Year: OCT-2018

Current Year Estimate		2020	2021	2022	2023	2024	2025	Line Total
Project: 001817A	Municipal Services Taxing Unit - Paving							
Fund: 3001	Capital Projects	Center: 414100	CIP-Transportation					
	650,000	650,000	650,000	650,000	650,000	650,000	650,000	4,550,000
Total For Project: 001817A Municipal Services Taxing Unit - Paving		650,000	650,000	650,000	650,000	650,000	650,000	4,550,000
Project: 002086A	MSTU Paving Huston Lane and Pinecrest Drive							
Fund: 3001	Capital Projects	Center: 414100	CIP-Transportation					
	50,000	50,000	0	400,000	600,000	0	0	1,100,000
Total For Project: 002086A MSTU Paving Huston Lane and Pinecrest Drive		50,000	0	400,000	600,000	0	0	1,100,000
Project: 002702A	67th Street N. Roadway Improvements from 48th Ave. N. to 50th Avenue N and 67th Street N. from 54th Avenue N. to south Dead End							
Fund: 3001	Capital Projects	Center: 414100	CIP-Transportation					
	0	475,000	0	0	0	0	0	475,000
Total For Project: 002702A 67th Street N. Roadway Improvements from 48th Ave. N. to 50th Avenue N and 67th Street N. from 54th Avenue N. to south Dead End		0	475,000	0	0	0	0	475,000
Project: 002932A	MSTU Crystal Beach Paving & Drainage Improvements							
Fund: 3001	Capital Projects	Center: 414100	CIP-Transportation					
	0	431,000	650,000	0	0	0	0	1,081,000
Total For Project: 002932A MSTU Crystal Beach Paving & Drainage Improvements		0	431,000	650,000	0	0	0	1,081,000
Total For Function: Transportation Program: 3036 MSTU Paving Projects		700,000	1,606,000	1,300,000	1,050,000	1,250,000	650,000	7,206,000
Report Total:		170,523,020	268,454,750	227,042,850	157,713,800	179,364,000	155,660,200	1,288,147,420

Section 9: Municipal Work Programs

MUNICIPAL WORK PROGRAMS
FY 2019/20 – 2023/24

BELLEAIR

WORK ITEM #	PROJECT DESCRIPTION	TYPE WORK	19/20	20/21	21/22	22/23	23/24
2001	Pinellas/Ponce (Phase 2) Roadway Project	Full roadway reconstruction	2,943				
2002	Palmetto (South) Roadway Project	Full roadway reconstruction	497				
2003	Palmetto (North) Roadway Project	Full roadway reconstruction	890				
2004	Carl Avenue Roadway Project	Full roadway reconstruction	717				
2005	Belforest Project	Resurfacing	50				
2006	Bayview Bridge to Indian Rocks Road	Resurfacing	16	163	199	1,161	
2007	The Bluff	Stabilization	100	600	5,220	5,850	
2008	Belleair Creek (Ponce to Bridge)	Stabilization					
2009	Ponce from Roundabout to Trail	Full roadway reconstruction	1,017	1,017			
2010	Pinellas/Ponce (Phase 3) Roadway Project	Full roadway reconstruction	782				
2011	Doyle/Wall One Way (Concept)	Study		185			
2012	Indian Rocks Road (Poinsettia to Rosery)	Resurfacing	750				
2013	Seawall Replacements	Seawall replacements					250
2014	The Mall/Gardenia	Resurfacing and drainage improvements					816
2015	Osceola East of Indian Rocks Road	Full roadway reconstruction					585

MUNICIPAL WORK PROGRAMS
FY 2019/20 – 2023/24

2016	Ponce from Manatee to Oleander	Resurfacing					201
2017	Indian Rocks Road Hunter/Bayview to Poinsettia	Resurfacing					182

CST = Construction; LF = Local Funds

MUNICIPAL WORK PROGRAMS
FY 2019/20 – 2023/24

BELLEAIR BEACH			FUNDS SHOWN IN THOUSANDS									
WORK ITEM#	PROJECT DESCRIPTION	TYPE WORK	19/20		20/21		21/22		22/23		23/24	
3001	Resurface/curb work roadways y ct_ 6 th St/7 th St/Donato /22 nd St	Resurfacing	CST	170	CST	110	CST	110	CST	110	CST	110
3002	Emergency repairs to bridges/bulkheads at Harrison Ave/ 22 nd St Bridge.	Repairs	CST	30	CST	30	CST	30	CST	30	CST	30

CST = Construction; TIF = Transportation Impact Fee

MUNICIPAL WORK PROGRAMS
FY 2019/20 – 2023/24

BELLEAIR BLUFFS

FUNDS SHOWN ARE IN THOUSANDS

WORK ITEM #	PROJECT DESCRIPTION	TYPE WORK	19/20	20/21	21/22	22/23	23/24
4001	Bel Forest Drainage Improvements	Drainage Improvements (Streets)		433			
4002	Belmar Drainage Improvements	Drainage Improvements (Streets)				128>	
4003	Bluff View Drainage Improvements	Drainage Improvements (Streets)				*800>	
4004	Del Rio Drainage Improvements	Drainage Improvements (Streets)				*600>	
4005	Dolphin Drainage Improvements	Drainage Improvements (Streets)					
4006	Duncan Drainage Improvements	Drainage Improvements (Streets)				57>	
4007	E. Overbrook Drainage Improvements	Drainage Improvements (Streets)				38>	
4008	Indian Ave Drainage Improvements	Drainage Improvements (Streets)				166>	
4009	Jewel Court Drainage Improvements	Drainage Improvements (Streets)				58>	
4010	Lanai Drainage Improvements	Drainage Improvements (Streets)				111>	

MUNICIPAL WORK PROGRAMS
FY 2019/20 – 2023/24

4011	Marlin Drainage Improvements	Drainage Improvements (Streets)				148>	
4012	Mineola Dr. N. Drainage Improvements	Drainage Improvements (Streets)	31				
4013	Mineola Dr. E. Drainage Improvements	Drainage Improvements (Streets)	35				
4014	N. Indian Ave. Drainage Improvements	Drainage Improvements (Streets)				101>	
4015	N. Overbrook Drainage Improvements	Drainage Improvements (Streets)				123>	
4016	Pine Tree Lane Drainage Improvements	Drainage Improvements (Streets)				72>	
4017	S. Indian Ave. Drainage Improvements	Drainage Improvements (Streets)				105>	
4018	S. Wind Drive Drainage Improvements	Drainage Improvements (Streets)				45>	
4019	Temple Drainage Improvements	Drainage Improvements (Streets)					
4020	W. Overbrook Drainage Improvements	Drainage Improvements (Streets)				32>	
4021	Park/Playground Renovation**	Community Park Improvements					

CST = Construction

* Project may qualify for matching funds grant from SWFWMD

** Project may qualify for Florida Recreation Development Assistance Program grant

MUNICIPAL WORK PROGRAMS
FY 2019/20 – 2023/24

BELLEAIR SHORE

FUNDS SHOWN ARE IN THOUSANDS

WORK ITEM #	PROJECT DESCRIPTION	TYPE WORK	19/20		20/21		21/22		22/23		23/24	
	<p>No transportation improvement projects are scheduled within the five-year time frame of the TIP.</p> <p>NOTE: Belleair Shore has no roads or other transportation facilities within its municipal boundaries</p>											

MUNICIPAL WORK PROGRAMS
FY 2019/20 – 2023/24

CLEARWATER

FUNDS SHOWN ARE IN THOUSANDS

WORK ITEM #	PROJECT DESCRIPTION	TYPE WORK	19/20		20/21		21/22		22/23		23/24	
6001	Citywide Streets Resurfacing & Maintenance	Resurfacing	CST	2175	CST	2175	CST	2175	CST	2175	CST	3609
6002	Citywide Intersection Improvements (Minor)	Safety	CST	50	CST	30	CST	30	CST	30	CST	30
6003	Citywide New Traffic Signals	Traffic Operation	CST	40	CST	40	CST	40	CST	40	CST	100
6004	Citywide Traffic Signals	Renovation	CST	100	CST	100	CST	100	CST	100	CST	100
6005	Citywide Sidewalks	New Construction	CST	472		N/A		N/A		N/A		N/A
6006	Traffic Calming	Traffic Calming	CST	320	CST	320	CST	150	CST	150	CST	150
6007	Intersection Improvements (Major)	Intersection Improvements		200 TIF 60 GT 55 RM	TIF/ RM	100 45	TIF/ RM	100/45	TIF/ RM	100/ 45	TIF/R M	100/4 5
6008	Parking Lot Resurfacing	Resurfacing	CST	50	CST	50	CST	50	CST	50	CST	50
6009	Parking Garage Maintenance & Repair	Parking	CST	83			CST	83			CST	294
6010	Parking Lot Improvement	Parking		150	CST	150	CST	150	CST	150	CST	150

CST = Construction; TIF = Transportation Impact Fee; GT = Gas Tax; RM = Road Millage, TAP = Transportation Alternatives Program

MUNICIPAL WORK PROGRAMS
FY 2019/20 – 2023/24

DUNEDIN				FUNDS SHOWN ARE IN THOUSANDS								
WORK ITEM #	PROJECT DESCRIPTION	TYPE WORK	19/20		20/21		21/22		22/23		23/24	
7001	Pavement Management Program	Maintenance	CST	310 GT 690 OCOS T	CST	310 GT 690 OCOS T	CST	310 GT 690 OCOS T	CST	290 GT 690 OCOS T	CST	270 GT 710 OCOS T
7002	Patricia Corridor Enhancement	Streetscape	DGN/ CST	50 LF	DGN/ CST	50 LF	DGN/ CST	50 LF	DGN/ CST	50 LF	DGN/ CST	50 LF
7003	Pedestrian Safety Improvements- Alt 19 and Main	Safety Improvements	CST	70 TIF								
7004	Skinner Blvd Improvements	Complete Streets	DGN	100 CRA							CST	3700 CRA 1000 OCOS T
7005	Highland/Loud en/Virginia Streetscape	Streetscape									DGN/ CST	400 CRA

CST=Construction; OCOST = One Cent Optional Sales Tax; GT = Gas Tax; TIF = Transportation Impact Fee; LF = Local Funds;
CRA = Community Redevelopment Agency; SUR = Survey; DGN = Design

MUNICIPAL WORK PROGRAMS
FY 2019/20 – 2023/24

GULFPORT

FUNDS SHOWN ARE IN THOUSANDS

WORK ITEM #	PROJECT DESCRIPTION	TYPE WORK	19/20		20/21		21/22		22/23		23/24	
8001	Sidewalk Installation		CST	50 LF								
8002	Sidewalk Improvements			130 LF								
8003	Roadway Projects			2,000 LF								

CST = Construction; LF = Local Funds

MUNICIPAL WORK PROGRAMS
FY 2019/20 – 2023/24

INDIAN ROCKS BEACH

FUNDS SHOWN ARE IN THOUSANDS

WORK ITEM #	PROJECT DESCRIPTION	TYPE WORK	19/20		20/21		21/22		22/23		23/24	

CST = Construction; LF = Local Funds (includes Local Option Sales Tax, Local Option gas Tax, and/or Grant funding)

MUNICIPAL WORK PROGRAMS
FY 2019/20 – 2023/24

INDIAN SHORES			FUNDS SHOWN ARE IN THOUSANDS									
WORK ITEM #	PROJECT DESCRIPTION	TYPE WORK	19/20		20/21		21/22		22/23		23/24	
	No transportation improvement projects are scheduled within the five-year time frame of the TIP.											

MUNICIPAL WORK PROGRAMS
FY 2019/20 – 2023/24

KENNETH CITY			FUNDS SHOWN ARE IN THOUSANDS									
WORK ITEM #	PROJECT DESCRIPTION	TYPE WORK	19/20		20/21		21/22		22/23		23/24	
	No transportation improvement projects are scheduled within the five-year time frame of the TIP											

MUNICIPAL WORK PROGRAMS
FY 2019/20 – 2023/24

LARGO

FUNDS SHOWN ARE IN THOUSANDS

WORK ITEM #	PROJECT DESCRIPTION	TYPE WORK	20/21		21/22		22/23		23/24		24/25	
1300	Neighborhood Roadway & Infrastructure Improvements	Construction/ Reconstruction	DGN	-	DGN/CST	312 CGT 306 LOST 24 TIF	DGN/CST	828 CGT 1598 LOST	DGN/CST	642 CGT 4 MIF	CST	274 CGT 1436 LOST 23 MIF
1301	Community Streets Roadway & Infrastructure Improvements	Construction/ Reconstruction	DGN/CST	76 CGT 97 LOST 65 TIF	DGN/CST	397 CGT 132 LOST 339 TIF	CST	106 CGT 717 LOST 416 TIF	-	-	CST	977 CGT 918 LOST 1677 MIF
1302	Downtown Multimodal & Gateway Improvements	Construction	CST	300 LOST 2426 CRA- WBD	-	-	DGN	140 CRA- WBD	CST	941 CRA- WBD	-	-
1304	Annual Pavement Rehabilitation Program	Reconstruction	-	-	MT	500 LOST	MT	500 LOST	MT	500 LOST	MT	500 LOST
1305	Clearwater-Largo Road Multimodal Improvements	Reconstruction	-	-	DGN	150 CRA- WBD	CST	800 CRA- WBD	-	-	-	-

CST = Construction; DGN = Design; LOST = Local Option Sales Tax; CGT = Community Gas Tax; TIF = Transportation Impact Fee; MIF = Multimodal Impact Fee; MT = Maintenance; PE&E = Preliminary Engineering & Evaluation; CRA-WBD = Community Redevelopment Agency–West Bay Drive Fund

MUNICIPAL WORK PROGRAMS
FY 2019/20 – 2023/24

MADEIRA BEACH			FUNDS SHOWN ARE IN THOUSANDS									
WORK ITEM #	PROJECT DESCRIPTION	TYPE WORK	19/20		20/21		21/22		22/23		23/24	
	No transportation improvement projects are scheduled within the five-year time frame of the TIP											

CST = Construction; LF = Local Funds

MUNICIPAL WORK PROGRAMS
FY 2019/20 – 2023/24

NORTH REDINGTON BEACH

FUNDS SHOWN ARE IN THOUSANDS

WORK ITEM #	PROJECT DESCRIPTION	TYPE WORK	19/20		20/21		21/22		22/23		23/24	
	No transportation improvement projects are scheduled within the five-year time frame of the TIP.											

CST = Construction; LF = Local Funds

MUNICIPAL WORK PROGRAMS
FY 2019/20 – 2023/24

OLDSMAR

FUNDS SHOWN ARE IN THOUSANDS

WORK ITEM #	PROJECT DESCRIPTION	TYPE WORK	19/20		20/21		21/22		22/23		23/24	
1601	Citywide Street Resurfacing	Resurfacing/ Maintenance			CST	500 LF			CST	500 LF		
1602	Douglas Rd	Improvement /Trail	CST	350 LF	CST	2750 LF	CST	350 LF	CST	2750 LF		
1603	Shore Drive East	Improvement									CST	56 LF
1604	Harbor Palms	Improvement	CST	1650 LF	CST	1860 LF						
1605	Tampa Road	Pedestrian Crossing					CST	500 LF O	CST	5000 LF O		
1606	CRA	Parking Garage			CST	1000 LF	CST	10000 LF				
1607	St. Petersburg Drive*	Streetscaping	CST	575 LF, O			CST	1185 LF, O				
1608	CRA Intersection.	Traffic Calming			CST	175 LF			CST	175 LF		
1609	Citywide Sidewalk and Curb	Replacement	CST	80 LF			CST	85 LF			CST	90 LF
1610	Bayview Blvd NB at Tampa Rd	Right Turn Lane									CST	35 LF
	CRA Pavement Markings	Maintenance			CST	10 LF			CST	10 LF		
	Citywide Pavement Markings	Maintenance	CST	10 LF	CST	10 LF	CST	10 LF	CST	10 LF	CST	10 LF
	St. Petersburg Drive Street Lighting	Improvement			CST	90 LF						

*Parking, sidewalks and intersections CST = Construction; LF = Local Funds; O = Other, grants

MUNICIPAL WORK PROGRAMS
FY 2019/20 – 2023/24

PINELLAS PARK

FUNDS SHOWN ARE IN THOUSANDS

WORK ITEM #	PROJECT DESCRIPTION	TYPE WORK	19/20		20/21		21/22		22/23		23/24
1701	Citywide Street Resurfacing Program	Resurfacing/ Maintenance	CST	650 IST	CST	650 IST	CST	650 IST		650 IST	
1702	Thermoplastic Road Striping & Reflective Permanent Markers Program	Construction	CST	40 TIF	CST	40 TIF	CST	40 TIF		40 TIF	
1703	Street Lights in Newly Annexed Neighborhoods	Construction	CST	20 IST	CST	20 IST	CST	20 IST		20 IST	
1704	Sidewalk and Accessibility Ramp Repair and Replacement ADA Program	Repair and replacement of existing sidewalks to meet ADA requirements	CST	125 IST	CST	125 IST	CST	125 IST		125 IST	
1705	Gateway Industrial Special Area Plan	Study in conjunction with Forward Pinellas									
1706	New Sidewalk and Accessibility Ramp Program	New sidewalks and accessibility ramps for safety concerns	CST	100 IST	CST	100 IST	CST	100 IST		100 IST	
1707	Citywide Replacement of Existing Curb Program			100 IST		100 IST		100 IST		100 IST	

MUNICIPAL WORK PROGRAMS
FY 2019/20 – 2023/24

PINELLAS PARK

FUNDS SHOWN ARE IN THOUSANDS

WORK ITEM #	PROJECT DESCRIPTION	TYPE WORK	19/20		20/21		21/22		22/23		23/24
1708	Citywide Pavement Inspection and Evaluation Program			60 IST							
1709	Left Turn Lane on 70 th Ave at US HWY 19 N.	Carry over from last year 17/18. Project not completed yet									
1710	Fairlawn Park Community Safety & Mobility Project			240,158 CDBG							
1711	Sidewalk and Accessibility Ramp Repair and Replacement ADA Program (Joint Program: Citywide Street Resurfacing Program)			20 IST		20 IST		20 IST		20 IST	

CST = Construction; CRA = Tax Increment Finance Funds; IST = Infrastructure Sales Tax; TIF=Transportation Impact Fee; DGN = Design; HSIP = Highway Safety Improvement Program; FDOT = Florida Department of Transportation; ADA = Americans with Disabilities Act

MUNICIPAL WORK PROGRAMS
FY 2019/20 – 2023/24

REDINGTON BEACH			FUNDS SHOWN ARE IN THOUSANDS									
WORK ITEM #	PROJECT DESCRIPTION	TYPE WORK	19/20		20/21		21/22		22/23		23/24	
	No transportation improvement projects are scheduled within the five-year time frame of the TIP.											

MUNICIPAL WORK PROGRAMS
FY 2019/20 – 2023/24

REDINGTON SHORES

FUNDS SHOWN ARE IN THOUSANDS

WORK ITEM #	PROJECT DESCRIPTION	TYPE WORK	19/20		20/21		21/22		22/23		23/24	
	No transportation improvement projects are scheduled within the five-year time frame of the TIP.											

MUNICIPAL WORK PROGRAMS
FY 2019/20 – 2023/24

SAFETY HARBOR

FUNDS SHOWN ARE IN THOUSANDS

WORK ITEM #	PROJECT DESCRIPTION	TYPE WORK	19/20		20/21		21/22		22/23		23/24	
2101	Sidewalks (Citywide)	Construct	CST	70 GT	CST	70 GT	CST	70 GT	CST	70 GT	CST	70 GT
2102	Resurfacing/ Repair Work	Repair	CST	700 GT,P	CST	150 GT,P	CST	730 GT,P	CST	250 GT,P	CST	900 GT,P
2103	Brick Street Restoration	Construct	PE, CST	120 GT, P, W&SR	PE, CST	20 GT, P, W&SR	PE, CST	20 GT, P, W&SR	PE, CST	20 GT, P, W&SR	PE, CST	20 GT, P, W&SR
2104	Bridge Maintenance and Repair	Maintenance	CST	25 GT, O	CST	110 GT, O	CST	25 GT, O	CST	25 GT, O	CST	25 GT, O

CST = Construction; GT = Gas Tax; O= Other (Impact fee, Community Development grants, etc.); P = Penny for Pinellas; W&SR = Water & Sewer Revenues

MUNICIPAL WORK PROGRAMS
FY 2019/20 – 2023/24

SEMINOLE			FUNDS SHOWN ARE IN THOUSANDS									
WORK ITEM #	PROJECT DESCRIPTION	TYPE WORK	19/20		20/21		21/22		22/23		23/24	
2201	Roadway Resurfacing City Wide	Maintenance	CST	1,300 TIF P	CST	552 LF P	CST	536 LF P	CST	553 LF P	CST	513 LF P
2202	Traffic Signal Replacement	Installation	CST	2 LF	CST	2 LF	CST	2 LF	CST	2 LF	CST	2 LF
2203	Street Lights	Installation	CST	5 LF	CST	5 LF	CST	5 LF	CST	5 LF	CST	5 LF
2204	Sidewalk City wide	Installation	CST	100 LF	CST	10 LF	CST	10 LF	CST	10 LF	CST	10 LF

CST = Construction; LF = Local Funds; TIF = Transportation Impact Fee; P = Penny for Pinellas

MUNICIPAL WORK PROGRAMS
FY 2019/20 – 2023/24

SOUTH PASADENA

FUNDS SHOWN ARE IN THOUSANDS

WORK ITEM #	PROJECT DESCRIPTION	TYPE WORK	19/20		20/21		21/22		22/23		23/24	
	No transportation improvement projects are scheduled within the five-year time frame of the TIP.											

CST = Construction; LF = Local Funds

MUNICIPAL WORK PROGRAMS
FY 2019/20 – 2023/24

ST. PETERSBURG

WORK ITEM #	PROJECT DESCRIPTION	TYPE WORK	19/20		20/21		21/22		22/23		23/24
2401	Neighborhood Transportation Management Program	Traffic Calming	CST	100 NCIF	CST	100 NCIF	CST	100 NCIF	CST	100 NCIF	100 NCIF
2402	Street and Road Improvements	Maintenance	CST	4,000 NCIF	CST	4,500 NCIF	CST	4,500 NCIF	CST	4,750 NCIF	4,750 NCIF
2403	Alley Reconstruction	Maintenance		300 NCIF	CST	500 NCIF	CST	400 NCIF	CST	400 NCIF	400 NCIF
2404	Intersections Modifications	Traffic Safety		0		0					
2405	Curb Replacement/ Ramps	Maintenance	CST	400 NCIF							
2406	Sidewalk Reconstruction	Maintenance		400 NCIF							
2407	Bridge Life Extension Program	Maintenance	CST	500 NCIF	CST	750 NCIF	CST	750 NCIF	CST	750 NCIF	750 NCIF
2408	Bridge Replacement	Bridge Replacement	CST	0 NCIF	CST	2,250 NCIF	CST	2,000 NCIF	CST	2,000 NCIF	3,280 NCIF
2409	Booker Creek Bridge at 11 th Avenue South	Bridge Replacement									
2410	40 th AVE NE over Placido Bayou	Bridge Recon/Replac ement									
2411	Bayou Grande, N of Tanglewood	Bridge Recon/Replac ement									
2412	Venetian Blvd W of Shore Acres	Bridge Recon/Replac ement									

MUNICIPAL WORK PROGRAMS
FY 2019/20 – 2023/24

WORK ITEM #	PROJECT DESCRIPTION	TYPE WORK	19/20		20/21		21/22		22/23		23/24
2413	Snell Isle Blvd N and Coffee Pot Blvd NE _ Bridge No. 157191	Bridge Recon/Replac ement									
2414	Overlook Dr NE and Snell Isle Blvd NE at St. Raphael Catholic Church (Bridge No. 157189)	Bridge Recon/Replac ement									
2415	Railway Crossing Improvements				CST	198 NCIF					
2416	Bicycle Pedestrian Facilities	New Construction	CST	100 NCIF	CST	100 NCIF	CST	100 NCIF	CST	100 NCIF	100 NCIF
2417	Complete Streets	New Construction	CST	300 NCIF	CST	300 NCIF	CST	300 NCIF	CST	300 NCIF	300 NCIF
2418	Comprehensive Street/Greenscape	New Construction									
2419	Sidewalk Expansion Program	New Construction	CST	250 NCIF	CST	250 NCIF	CST	250 NCIF	CST	250 NCIF	250 NCIF
2420	Sidewalks – Neighborhood and ADA Ramps	New Construction	CST	250 NCIF	CST	250 NCIF	CST	250 NCIF	CST	250 NCIF	250 NCIF
2421	Transit Shelter Expansion	New Construction									
2422	Wayfair Signage – Sign Replacement	New Construction	CST	150 NCIF	CST	150 NCIF	CST	150 NCIF	CST	150 NCIF	150 NCIF
2423	In-town Streetscape Improvements	New Construction									
2424	BRT and Transit Infrastructure	New Construction									

MUNICIPAL WORK PROGRAMS
FY 2019/20 – 2023/24

WORK ITEM #	PROJECT DESCRIPTION	TYPE WORK	19/20		20/21		21/22		22/23		23/24
2425	Parking Structure – Downtown	New Construction									
2426	Sidewalks	New Construction	CST	100 MIF	CST	100 MIF	CST	100 MIF	CST	75 MIF	50 MIF
2427	Downtown Intersection & Pedestrian Facilities	New Construction	CST	200 MIF	CST	200 MIF	CST	250 MIF	CST	250 MIF	250 MIF
2428	Traffic Safety Program	New Construction	CST	200 MIF	CST	200 MIF	CST	200 MIF	CST	150 MIF	100 MIF
2429	City Trails – Multi-use Trails	New Construction	CST	100 MIF	CST	200 MIF	CST	200 MIF	CST	200 MIF	200 MIF
2430	Bike Share	New Construction	CST	50 MIF	CST	50 MIF	CST	50 MIF	CST	50 MIF	50 MIF
2431	New Meter Technology	New Construction	CST	200 DPCPF	CST	200 DPCPF	CST	200 DPCPF	CST	200 DPCPF	200 DPCPF
2432	New Meters Downtown	New Construction			CST	200 DPCPF			CST	200 DPCPF	
2433	Parking Structure – Downtown	New Construction									
2434	Revenue Gate Equipment – Pier	New Construction									
2435	Sundial Garage Chiller Replacement	New Construction									
2436	FDOT LAP 71 st Street Trail	New Construction								80 BPSI	
2437	Complete Streets	New Construction	CST	200 MIF	CST	300 MIF	CST	225 MIF	CST	300 MIF	300 MIF
2438	Cross Bay Ferry	Transit Operations									

CST = Construction; OPS = Operations; NCIF = Neighborhood and Citywide Infrastructure Capital Improvement Fund; MIF = Multimodal Impact Fees Capital Projects Fund; GCIF = General Capital Improvement Fund; DPCPF = Downtown Parking Capital Projects Fund; MF = Multiple Fund Categories; BPSI = Bicycle/Pedestrian Safety Improvements Fund

MUNICIPAL WORK PROGRAMS
FY 2019/20 – 2023/24

ST. PETE BEACH

FUNDS ARE SHOWN IN THOUSANDS

WORK ITEM #	PROJECT DESCRIPTION	TYPE WORK	19/20		20/21		21/22		22/23		23/24	
2501	Citywide Continuing Maintenance and Resurfacing Program	Resurfacing	CST	600 LF	CST	600 LF	CST	600 LF				
2502	Curb and Sidewalk Repairs (citywide)	Repairs	CST	100 LF	CST	100 LF	CST	100 LF				
2503	Pass-A-Grille Way North	Complete Reconstruction										
2504	Pass-A-Grille Way South	Complete Reconstruction										
2505	Blind Pass Road (Gulf to 75 th Ave)	Complete Reconstruction										
2506	Gulf Winds Drive	Complete Reconstruction	CST	1,250 MF								

CST = Construction; LF = Local Funds

MUNICIPAL WORK PROGRAMS
FY 2019/20 – 2023/24

TARPON SPRINGS

FUNDS ARE SHOWN IN THOUSAND

WORK ITEM #	PROJECT DESCRIPTION	TYPE WORK	19/20		20/21		21/22		22/23		23/24	
2601	Citywide Sidewalks	Improvements			CST	30			CST	30		
2602	Resurfacing City Streets	Paving			CST	150			CST	150		
2603	Brick Streets and Citywide Road Reconstruction	Reconstruction	CST	350	CST	150	CST	320	CST	150		
2604	Court Street Improvements	Improvements	CST	350								
2605	Extend Pinellas trail @ North Anclote Park	New Construction			CST	275						
2606	Roadway Reconfiguration Walmart & Huey	Improvements			CST	750						

CST = Construction; OPS = Operations; NCIF = Neighborhood and Citywide Infrastructure Capital Improvement Fund; MIF = Multimodal Impact Fees Capital Projects Fund; GCIF = General Capital Improvement Fund; DPCPF = Downtown Parking Capital Projects Fund; MF = Multiple Fund Categories; BPSI = Bicycle/Pedestrian Safety Improvements Fund

MUNICIPAL WORK PROGRAMS
FY 2019/20 – 2023/24

TREASURE ISLAND

FUNDS ARE SHOWN IN THOUSANDS

WORK ITEM #	PROJECT DESCRIPTION	19/20		20/21		21/22		22/23		23/24	
2701	East Causeway Roadway and Drainage Improvements	CST	339	CST	1200	CST	0	CST	0	CST	0
2702	Upgrade bridge lighting to meet current standards	CST	0	CST	144	CST	0	CST	0	CST	0
2703	Rehabilitate Bridge Hydrolic system	CST	0	CST	0	CST	97	CST	0	CST	0
2704	Rehabilitate Bridge Electrical System to include switchgear, motorstarters, and fire and smoke alarm systems	CST	0	CST	0	CST	10	CST	0	CST	0
2705	Rehabilitation of the 11 AC units for the bridge tower, electrical and hydrolic system control areas.	CST	65	CST	16	CST	9	CST	0	CST	0
2706	Restore and Rehabilitate bascule leaves, electrical conduit hangers, cracks in the concrete, and repainting rehabilitated areas	CST	0	CST	0	CST	85	CST	450	CST	0
2707	Pedestrian Gate Replacement	CST	0	CST	0	CST	150	CST	0	CST	0
2708	Repair or Replace Bridge Control System	CST	35	CST	350	CST	0	CST	0	CST	0
2709	Variable Message Boards	CST	0	CST	45	CST	0	CST	0	CST	0
2710	Annual Road Resurfacing Program	CST	553	CST	325	CST	325	CST	325	CST	325

CST = Construction

Section 10: Performance Measures and Targets

Performance Measures and Targets

This section of the Transportation Improvement Program (TIP) contains performance measures and targets as part of the performance-driven and outcome-based transportation planning process required by both the 2012 Moving Ahead for Progress in the 21st Century (MAP-21) Act and the Fixing America's Surface Transportation (FAST) Act.

The Federal Highway Administration (FHWA) requires MPOs to adopt performance targets for defined measures, including for safety, transit asset management, system performance, bridge condition and pavement condition. Forward Pinellas must demonstrate progress towards meeting defined targets through the projects programed for funding in the TIP, so each section contains representative examples of projects that will help make progress towards the established targets.

Safety Measures

In 2017, FDOT set a statewide target of zero traffic deaths and injuries. While this is an aspirational goal that Forward Pinellas supports, the FHWA has encouraged the MPOs to set realistic, data-driven targets for all performance measures.

Safety performance targets are required to be adopted on an annual basis. FDOT, in August of each calendar year, will report the following year's targets in the Highway Safety Improvement Program (HSIP) Annual Report. After FDOT adopts the targets, Forward Pinellas is required to either adopt FDOT's targets or establish its own targets by the following February. Forward Pinellas has chosen to set slightly aspirational targets for safety performance measures, targeting the percent difference between a trendline projection to the lowest annual average from the previous five years.

On February 14, 2018, the Forward Pinellas Board adopted safety performance targets for the five categories of fatality and serious injury data. These categories and corresponding targets are listed below.

- Number of fatalities : 21.6% decrease
- Number of serious injuries: 8.6% decrease
- Rate of fatalities: 19.1% decrease
- Rate of serious injuries: 6% decrease
- Number of non-motorized fatalities and serious injuries: 9.995% decrease

On February 13, 2019, the Forward Pinellas Board reevaluated the performance targets and the progress being made towards those targets. Over the previous five years,

Pinellas County has seen the following progress towards the safety performance measures:

- Average annual fatalities increase 3.6%
- Average annual serious injuries decreased 4.7%
- Average annual fatality rate has increased 1.7%
- Average annual serious injury rate has decreased 6.3%
- Average annual pedestrian and bicyclist fatalities and serious injuries have decreased 2.6%

Given that there is still much progress to be made to improve the safety of the transportation network, the board took action to update the performance targets using the most recent data available. Taking a similar approach to the prior year, the board adopted the performance targets listed below, looking at the percent difference between the highest annual average and the lowest annual average from the most recent five years and the two year trendline.

- Number of fatalities : 10.8% decrease
- Number of serious injuries: 17.7% decrease
- Rate of fatalities: 10.7% decrease
- Rate of serious injuries: 19.8% decrease
- Number of non-motorized fatalities and serious injuries: 1.7% decrease

As Forward Pinellas is required to show progress towards meeting these adopted targets, it is important to note that the agency already includes a large number of projects in the TIP and LRTP that are intended to enhance and improve the safety of the traveling public. Some representative examples include the following:

- Construction of a bicycle and pedestrian overpass along the Courtney Campbell Causeway near Bayshore Blvd.
- Reconstruction of paved shoulders to reduce the incidence of run-off-the-road crashes
- Construction of sidewalks along Haines-Bayshore Rd.
- Construction of an overpass at US 19 and Harn
- ADA and other sidewalk upgrades along Park Blvd.
- Construction of sidewalks along Hercules
- PD&E Studies to identify safety improvements along Pasadena Ave. and Alt US 19

Transit Asset Management Measures

Forward Pinellas has coordinated with the Pinellas Suncoast Transit Authority to develop targets for transit asset management measures. The targets for 2017 are as follows:

- Rolling Stock – Percent of revenue vehicles that have met or exceeded their useful life benchmark:
 - Over the road bus: 100%
 - Bus: 7.8%
 - Cutaway: 0%
- Equipment – Percent of service vehicles that have met or exceeded their useful life benchmark:
 - Automobiles: 24%
 - Trucks and other Rubber Tire Vehicles: 29%
- Facility – Percent of facilities rated below 3 on the condition scale:
 - Passenger/Parking Facilities: 25%
 - Administrative/Maintenance Facilities: 0%

Forward Pinellas includes funding for a variety of transit projects in the TIP including for the replacement of vehicles, facility repair and service development programs.

-Over the road bus: Coach style bus used on express routes

-Cutaway: Smaller bus used on Connector, circulator, or other neighborhood oriented routes

-Passenger/Parking facilities: transfer centers, Park & ride lots

Projects included in the TIP that support the achievement of these targets include the following:

- PSTA Section 5339 Capital Activities to purchase vehicles and equipment
- PSTA FTA Section 5307 for capital for fixed route services

In 2019, Forward Pinellas included up to \$1.5 million in annual capital funding for PSTA bus replacements on its multimodal priority list. It is anticipated that this additional funding will further support the achievement of transit asset management targets into the future.

Pavement and Bridge Condition Performance Measures

In January 2017, USDOT published the Pavement and Bridge Condition Performance Measures Final Rule, which is also referred to as the PM2 rule.

This rule establishes the following six performance measures:

1. Percent of Interstate pavements in good condition;
2. Percent of Interstate pavements in poor condition;
3. Percent of non-Interstate National Highway System (NHS) pavements in good condition;

4. Percent of non-Interstate NHS pavements in poor condition;
5. Percent of NHS bridges (by deck area) classified as in good condition; and
6. Percent of NHS bridges (by deck area) classified as in poor condition.

For the pavement measures, five pavement metrics are used to assess condition:

- International Roughness Index (IRI) - an indicator of roughness; applicable to all asphalt and concrete pavements;
- Cracking percent - percentage of the pavement surface exhibiting cracking; applicable to all asphalt and concrete pavements;
- Rutting - extent of surface depressions; applicable to asphalt pavements;
- Faulting - vertical misalignment of pavement joints; applicable to certain types of concrete pavements; and
- Present Serviceability Rating (PSR) – a quality rating applicable only to certain lower speed roads.

For each pavement metric, a threshold is used to establish good, fair, or poor condition. Pavement condition is assessed for each 0.1 mile section of the through travel lanes of mainline highways on the Interstate or the non-Interstate NHS using these metrics and thresholds. A pavement section is rated as good if all three metric ratings are good, and poor if two or more metric ratings are poor. Sections that are not good or poor are considered fair.

The good/poor measures are expressed as a percentage and are determined by summing the total lane-miles of good or poor highway segments and dividing by the total lane-miles of all highway segments on the applicable system. Pavement in good condition suggests that no major investment is needed and should be considered for preservation treatment. Pavement in poor condition suggests major reconstruction investment is needed due to either ride quality or a structural deficiency.

The bridge condition measures refer to the percentage of bridges by deck area on the NHS that are in good condition or poor condition. The measures assess the condition of four bridge components: deck, superstructure, substructure, and culverts. Each component has a metric rating threshold to establish good, fair, or poor condition. Each bridge on the NHS is evaluated using these ratings. If the lowest rating of the four metrics is greater than or equal to seven, the structure is classified as good. If the lowest rating is less than or equal to four, the structure is classified as poor. If the lowest rating is five or six, it is classified as fair.

The bridge measures are expressed as the percent of NHS bridges in good or poor condition. The percent is determined by summing the total deck area of good or poor NHS bridges and dividing by the total deck area of the bridges carrying the NHS. Deck

area is computed using structure length and either deck width or approach roadway width.

A bridge in good condition suggests that no major investment is needed. A bridge in poor condition is safe to drive on; however, it are nearing a point where substantial reconstruction or replacement is needed.

Federal rules require state DOTs and MPOs to coordinate when setting pavement and bridge condition performance targets and monitor progress towards achieving the targets. States must establish:

- Four-year statewide targets for the percent of interstate pavements in good and poor condition;
- Two-year and four-year targets for the percent of non-Interstate NHS pavements in good and poor condition; and
- Two-year and four-year targets for the percent of NHS bridges (by deck area) in good and poor condition.

MPOs must set four-year targets for all six measures. MPOs can either agree to program projects that will support the statewide targets, or establish their own quantifiable targets for the MPO's planning area.

On May 20, 2018, FDOT set targets for the performance measures related to pavement and bridge condition. Forward Pinellas evaluated those targets against the role the agency plays as the MPO for Pinellas County and the fact that the condition of the National Highway System roadways in Pinellas County mostly fall within the statewide targets set by FDOT. At their meeting on November 14, 2018, the Forward Pinellas Board took action to support the statewide targets for pavement and bridge condition. Those measures and targets are as follows:

- % of Interstate pavements in Good condition
 - 2 year target: n/a
 - 4 year target: >60%
- % of Interstate pavements in Poor condition
 - 2 year target: n/a
 - 4 year target: <5%
- % of non-Interstate NHS in Good condition
 - 2 year target: >40%
 - 4 year target: >40%
- % of non-Interstate pavements in Poor condition
 - 2 year target: <5%
 - 4 year target: <5%
- 5 of NHS bridges classified as in Good condition by deck area
 - 2 year target: >50%
 - 4 year target: >50%
- % of NHS bridges classified as in Poor condition by deck area:

- 2 year target: <10%
- 4 year target: <10%

Representative projects that support achievement of the targets set for pavement condition include the following:

- FPN: 4364851 – Resurfacing of Alt US 19 from Mohawk Street to N or Tilden St. /Skinner Blvd.
- FPN: 4376241 – Resurfacing Alt US 19 from N of 101st Avenue N to East Bay Drive
- FPN: 4376251 – Resurfacing US 19 from N or 44th Aven N to N of Park Blvd.
- FPN: 4376261 – Resurfcing Tampa Raod from Tampa/Curlew to St. Petersburg Drive

Representative projects that support the achievement of the targets set for bridge condition include the following:

- FPN: 4305001 – Bridge replacement on 4th Street from North of 119th Avenue to South of I-275
- FPN: 4305011 – Bridge replacement on 9th Street S from 6th Avenue S to 7th Ave S
- FPN: 4360561 – Bridge replacement on 10th and 11th Avenues S at Booker Creek
- FPN: 4436001 – Bridge replacement on 40th Avenue N over Placido Bayou

System Performance and Freight Measures

In January 2017, USDOT published the System Performance/Freight/CMAQ Performance Measures Final Rule to establish measures to assess passenger and freight performance on the Interstate and non-Interstate National Highway System (NHS), and traffic congestion and on-road mobile source emissions in areas that do not meet federal National Ambient Air Quality Standards (NAAQS). The rule, which is referred to as the PM3 rule, requires state DOTs and MPOs to establish targets for the following six performance measures:

National Highway Performance Program (NHPP)

1. Percent of person-miles on the Interstate system that are reliable, also referred to as Level of Travel Time Reliability (LOTTR);
2. Percent of person-miles on the non-Interstate NHS that are reliable (LOTTR);

National Highway Freight Program (NHFP)

3. Truck Travel Time Reliability index (TTTR);

Congestion Mitigation and Air Quality Improvement Program (CMAQ)

4. Annual hours of peak hour excessive delay per capita (PHED);

5. Percent of non-single occupant vehicle travel (Non-SOV); and
6. Cumulative 2-year and 4-year reduction of on-road mobile source emissions (NO_x, VOC, CO, PM₁₀, and PM_{2.5}) for CMAQ funded projects.

In Florida, only the two LOTTR performance measures and the TTTR performance measure apply. Because all areas in Florida meet current NAAQS, the last three listed measures above pertaining to the CMAQ Program do not currently apply in Florida. A description of the applicable measures follows.

LOTTR Measures

The LOTTR performance measures assesses the percent of person-miles traveled on the Interstate or the non-Interstate NHS that are reliable. LOTTR is defined as the ratio of longer travel times (80th percentile) to a normal travel time (50th percentile) over of all applicable roads, across four time periods between the hours of 6 a.m. and 8 p.m. each day. The measure is expressed as the percent of person-miles traveled on the Interstate or Non-Interstate NHS system that are reliable. Person-miles take into account the number of people traveling in buses, cars, and trucks over these roadway segments.

TTTR Measure

The TTTR performance measure assesses the reliability index for trucks traveling on the interstate. A TTTR ratio is generated by dividing the 95th percentile truck travel time by a normal travel time (50th percentile) for each segment of the Interstate system over specific time periods throughout weekdays and weekends. This is averaged across the length of all Interstate segments in the state or metropolitan planning organization (MPO) planning area to determine the TTTR index.

Federal rules require state DOTs and MPOs to coordinate when setting LOTTR and TTTR performance targets and monitor progress towards achieving the targets. States must establish:

- Two-year and four-year statewide targets for percent of person-miles on the Interstate system that are reliable;
- Four-year targets for the percent of person-miles on the non-Interstate NHS that are reliable; and
- Two-year and four-year targets for truck travel time reliability

MPOs must establish four-year targets for all three measures. MPOs can either agree to program projects that will support the statewide targets, or establish their own quantifiable targets for the MPO's planning area.

On May 20, 2018, FDOT set targets for the performance measures related to the performance of the transportation system. Forward Pinellas evaluated those targets against the role the agency plays as the MPO for Pinellas County and the fact that the performance of the National Highway System roadways in Pinellas County mostly fall within the statewide targets set by FDOT. At their meeting on November 14, 2018, the

Forward Pinellas Board took action to support the statewide targets for system performance. Those measures and targets are as follows:

- % of person miles traveled on the Interstate that are reliable
 - 2 year target: 75%
 - 4 year target: 70%
- % of person miles traveled on the non-Interstate NHS that are reliable
 - 2 year target: n/a
 - 4 year target: 50%
- Truck travel time reliability ratio on the Interstate
 - 2 year target: 1.75
 - 4 year target: 2

The TIP includes significant investments to ensure successful performance of the transportation system.

Representative projects that support the achievement of the targets set for travel time reliability include the following:

- FPN: 2567742 – Reconstruction of US 19 with frontage roads from N. of SR 580 to Northside Drive
- FPN: 2567743 – Reconstruction of US 19 with frontage roads from Northside Drive to North of CR 95
- FPN: 2569314 – PD&E for the reconstruction of Gandy Boulevard from E of 4th Street to the Gandy Bridge
- FPN: 4245015 – Reconstruction of I-275 with lane continuity improvements and express lanes from I-375 to Roosevelt Boulevard

Appendix A: Index of Abbreviations

INDEX OF ABBREVIATIONS

LOCAL WORK ITEM CODES

10XX	Pinellas County (Local Funding)	11XX	Indian Shores (Local Funding)	19XX	Redington Shores (Local Funding)
20XX	Belleair (Local Funding)	12XX	Kenneth City (Local Funding)	21XX	Safety Harbor (Local Funding)
30XX	Belleair Beach (Local Funding)	13XX	Largo (Local Funding)	22XX	Seminole (Local Funding)
40XX	Belleair Bluffs (Local Funding)	14XX	Madeira Beach (Local Funding)	23XX	South Pasadena (Local Funding)
50XX	Belleair Shores (Local Funding)	15XX	North Redington Beach (Local Funding)	24XX	St. Petersburg (Local Funding)
60XX	Clearwater (Local Funding)	16XX	Oldsmar (Local Funding)	25XX	St. Pete Beach (Local Funding)
70XX	Dunedin (Local Funding)	17XX	Pinellas Park (Local Funding)	26XX	Tarpon Springs (Local Funding)
80XX	Gulfport (Local Funding)	18XX	Redington Beach (Local Funding)	27XX	Treasure Island (Local Funding)
90XX	Indian Rocks Beach (Local Funding)				

INDEX OF ABBREVIATIONS

ACAN	Advance Construction Any Area	BNIR	Intrastate R/W and Bridge Bonds
ACBR	Advance Construction (BRT)	BNPK	Amendment 4 Bonds
ACCM	Advance Construction (CM)	BRAC	Federal Bridge Replacement
ACEM	Earmarks AC	BRP	State Bridge Replacement
ACEN	Advance Construction (EBNH)	BRRP	State Bridge Repair And Rehab
ACEP	Advance Construction (EBBP)	BRT	Fed Bridge Repl – On System
ACER	Advance Construction (ER)	BRTD	Fed Bridge Repl - Discretionary
ACIM	Advance Construction (IM)	BRTZ	BRT (AC/Regular)
ACNH	Advance Construction (NH)	BU	Db, Urban Areas > 200K
ACNP	Advance Construction (NHPP)	CAAA	Clean Air Act Amendments of 1990
ACNR	Ac Nat Hwy Perform Resurfacing	CFA	Contractor Funds Advance
ACSA	Advance Construction (SA)	CMAQ	Congestion Mitigation and Air Quality
ACSB	AC for SABR – STP Bridges	CIGP	County Incentive Grant Program
ACSE	Advance Construction (SE)	CIGR	CIGP for Growth Management
ACSH	Advance Construction (SH)	CM	Congestion Mitigation – ACQ
ACSL	Advance Construction (SL)	COE	Corp of Engineers (Non-Budget)
ACSN	Advance Construction (SN)	D	Unrestricted State Primary
ACSP	Advance Construction (SP)	DART	Dial-A-Ride Transit
ACSS	Advance Construction (SS)	DC	State Primary PE Consultants
ACSU	Advance Construction (SU)	DDR	District Dedicated Revenue
ACTA	AC-Trans Alternatives Any Area	DDRF	Dist Dedicated Rev Matching Fund
ACTL	Trans Alternatives <200K	DEM	Environmental Mitigation
ACTN	AC-Trans Alternatives <5K	DEMW	Environmental Mitigation-Wetlands
ACTU	AC-Trans Alternatives >200K	DEP	Depart of Environmental Protection
ADA	Americans with Disabilities Act	DER	Emergency Relief – State Funds
ATMS	Advanced Transportation Management Systems	DFTA	Fed Pass - Through \$ From FTA
AE	Annual Element	DI	St.-S/W Inter/Intrastate Hwy
BA	Donor Bonus, Any Area	DIH	State In-house Product Support
BL	Db, Areas <= 200k	DIOH	State 100% - Overhead
BNBR	Amendment 4 Bonds (Bridges)	DIRS	Advanced Acquisition - Intra. Corr.
BNCA	Bond - Controlled Access	DIS	Strategic Intermodal System
BNDS	Bond – State	DRI	Development of Regional Impact
		DIRT	State Funds Used on Tpk

INDEX OF ABBREVIATIONS

DITS	Statewide ITS	EPA	Environmental Protection Agency
DL	Local Funds - PTO – Budgeted	ER05	Hurricanes 2005
DPTO	State PTO	ER06	Hurricanes 2006
DRA	Rest Areas – State 100%	ER07	Natural Disasters 2007
DS	State Primary Highways and PTO	ER08	Hurricanes 2008
DSB	Pri Consult/Reimbursed by bonds	ER09	2009 Emergency Relief Events
DSB0	Unallocated to Facility	ER10	2010 Emergency Relief Events
DSB1	Skyway	ER13	2013 Emergency Relief Events
DSB2	Everglades Pkwy/Alligator Alley	F001	Federal Discretionary – US 19
DSB3	Pinellas Bayway	F002	Corridors/Borders – US 19
DSB4	Miami-Dade Expressway Authority	F003	I-75 Discretionary
DSB5	Beeline East	F004	Corridors/Borders – Boca Raton
DSB6	Tampa-Hillsborough Expr Auth	F330	Sec 330 STP Earmarks 2003
DSB7	Mid-Bay Bridge Authority	FAA	Federal Aviation Administration
DSB9	Santa Rosa County	FBD	Ferryboat Discretionary
DSBB	Orlando-Orange Co. Expr. Sys.	FCO	Primary/Fixed Capital Outlay
DSBC	Garcon Point Bridge	FD21	FDM-Dodge Island Tunnel
DSBD	I-95 Express Lanes	FDOT	Florida Department of Transportation
DSBE	Emerald Coast Bridge Authority	FEDR	Federal Research Activities
DSBF	I-595	FEMA	Fed Emergency Mgt Assistance
DSBT	Turnpike	FFTF	Federal Forfeiture Trust Fund
DSB0	Unallocagted to Facility	FGWB	Fixed Guideway Bond Projects
DSB3	Pinellas Bayway	FHWA	Federal Highway Administration
DSF	State Primary Matching Fund	FHPP	Federal High Priority Projects
DU	State Primary/Federal Reim	FLEM	FL Div of Emergency Management
DWS	Weigh Stations-State 100%	FMA	Federal Maritime Administration
EB	Equity Bonus	FPN	Financial Project Number
EBBP	Equity Bonus – Bridge	FRA	Federal Railroad Administration
EBNH	Equity Bonus - NH	FRAD	FRA Grant Payback
EBOH	Equity Bonus- Overhead	FRM4	STP, Earmarks - 2004
EM09	GAA Earmarks FY 2009	FRM6	Highway Priority Projects
EM10	GAA Earmarks FY 2010	FSDU	Fed Stimulus, FTA Reimb
EM11	GAA Earmarks FY 2011	FSF1	Fed Stimulus, S/W Managed

INDEX OF ABBREVIATIONS

FSFB	Fed Stimulus, Ferry Boat Disc		
FSSD	Fed Stimulus, Discretionary	IRR	Efficiency Act of 1991
FSSE	Fed Stimulus, Enhancement	ITS	Indian Reservation Roads
FSSL	Fed Stimulus, Areas <= 200K	IVH	Intelligent Transportation Systems
FSSN	Fed Stimulus, Non-Urban	LF	Intelligent Vehicle Highway Sys
FSSU	Fed Stimulus, Urbn Areas > 200K	LFBN	Local Funds
FTA	Federal Transit Administration		Processing Tool to Hold Bond
FTAD	FTA Funds Comm. By TD Comm.	LFD	Budget Until end of Fiscal Year
FTAT	FHWA Transfer to FTA (non-bud)	LFF	"LF" for STTF Utility Work
F001	Fed. Discretionary – US 19	LFI	Local Fund - for Matching F/A
F002	Corridors/Borders – US 19	LFNE	Local Funds Interest Earned
F003	I-75 Discretionary	LFP	Local Funds not in Escrow
GMR	General Revenue for SIS	LFR	Local Funds for Participating
GR08	Gen Rev. Projects for 2008 GAA	LFRF	Local Funds/Reimbursable
GRSC	General Revenue for SCOP	LFU	Local Fund Reim.-Future
GR08	General Revenue Projects for 2008 GAA	LHIP	Local Funds Unforseen Work
HP	Federal Highway Planning	LRSC	Highway Infrastructure - 2010
HPAC	HP (AC/Regular)	L RTP	Local Reimbursable-Small Cnty
HPP	High Priority Projects	MA	Long Range Transportation Plan
HR	Federal Highway Research	MABP	Min. Allocation (any area)
HRRR	High Risk Rural Road	MABR	Min. Alloc. Bridges (non-BRT)
HSP	Highway Safety Program	MANH	Min. Alloc. Bridges (BRT)
HSR	High Speed Rail Corr Sec.1010	MCSA	Min. Alloc. (NH)
HSRS	High Speed Rail Stimulus (FRA)	MCSG	Motor Carrier Safety Assist.
I	Fed Interstate/State Primary	MG	Motor Carrier Safety Grant
IBRC	Innovative Bridge Res & Const	MGBP	Minimum Guarantee
IM	Interstate Maintenance	MGNH	Min. Guarantee Bridge Program
IFLA	I Florida	ML	Minimum Guarantee for NH
IMAC	IM (AC/Regular)	MU	MA Areas <= 200k
IMD	Interstate Maintenance Discret	MPO	MA Urban Areas > 200k
INS	Insurance	NAAQS	Metropolitan Planning Organization
INST	Insurance - Turnpike	NCPD	National Ambient Air Quality Standards
ISTEA	Intermodal Surface Transportation	NH	National Corridor Plan and Dev
			Principal Arterials

INDEX OF ABBREVIATIONS

NHAC	NH (AC/Regular)	RHP	Rail-Highway Xings – Prot. Dev.
NHBR	National Highways Bridges	S112	STP, Earmarks – 2006
NHEX	National Perform Prog. Exempt	S115	STP, Earmarks – 2004
NHPP	IM, Brdg Repl, Natnl Hwy-MAP-21	S117	STP Earmarks – 2005
NHRE	Nat. Hwy. Perform - Resurfacing	S125	STP Earmarks - 2009
NHTS	National Hwy Traffic Safety	S126	Belleair Cswy Bridge Replace
NSTP	New Starts Transit Program	S129	STP Earmarks - 2008
OST	Office of the Secretary	SA	STP, Any Area
PATS	Pinellas Area Transportation Study	SABR	STP, any area
PD&E	Project Development and Environmental Study	SAFE	Secure Airports for FL Economy
PKBD	Turnpike Master Bond Fund	SB	Scenic Byways
PKCF	Turnpike STTF Carry forward	SBPF	Safety Belt Performance - FHWA
PKER	TPK Maintenance Reserve-ER	SBPG	Safety Belt Performance Grants
PKLF	Local Support for Tpk	SCOP	Small County Outreach Program
PKM1	Tpk Toll Maintenance	SCRA	Small County Resurfacing
PKMT	Central Florida Beltway Trust Fund	SE	STP, Enhancement
PKOH	Tpk Indirect Costs	SED	State Economic Development
PKYI	Tpk Improvement	SH	STP, Hazard Elimination
PKYO	Tpk Toll Collection/Operation	SIB1	State Infrastructure Bank
PKYR	Tpk Maintenance Reserve	SIBG	SIB funds – Growth Management
PL	Metro Plan (85% FA; 15% other)	SIP	State Implementation Plan
PLAC	Metro Plan – AC/Regular	SIS	Strategic Intermodal System
PLER	Planning – Emergency Relief	SL	STP, Areas < 200k
PLH	Forest Highways	SN	STP, Mandatory, Non-Urban
PLHD	Public Lands Highway Discr.	SP	STP, RR Protective Devices
PORB	PORT funds returned from bonds	SPAC	STP, RR Prot. Devices (AC,Reg)
PORT	Seaports	SR	STP, RR Hazard Elimination
PSTA	Pinellas Suncoast Transit Authority	SR2E	Safe Routes – Either
RBRP	Reimbursable BRP Funds	SR2N	Safe Routes to School – Non-Infrastructure
RECT	Recreational Trails	SR2S	Safe Routes to School - Infrastructure
RED	Redistr. of FA (SEC 1102F)	STP	Surface Transportation Program
RHH	Rail-Highway Xings – Hazard	SS	STP, Safety
		SSM	Federal Support Services/Minority

INDEX OF ABBREVIATIONS

SU	STP, URBAN AREAS > 200 K
ST10	STP Earmarks – 2010
TALL	Transportation Alts - <200K
TALN	Transportation Alts - <5K
TALT	Transportation Alts – Any Area
TALU	Transportation Alts - >200K
TCM	Transportation Control Measure
TCP	Fuel Tax Compliance Project
TCSP	Trans, Community and System Preservation
TDDR	Trans. Disadvantage DDR Use
TDHC	Trans. Disadvantage Health Care
TDTF	Trans. Disadvantage Trust Fund
TDM	Transportation Demand Management
TD	Transportation Disadvantaged
TEA-21	Transportation Equity Act for the 21st Century
TFRT	Toll Facility Revolving Trust Fund
TIP	Transportation Improvement Program
TIF	Transportation Impact Fee
TIFI	Transp. Infrastructure Finance & Inov. Act
TIF2	TIFIA Loan – Rental Car Facility
TIGR	TIGER Highway Grant
TIMP	Transportation Improvement
TM01	Sunshine Skyway Toll Maintenance
TM03	Pinellas Bayway Toll Maintenance
TPFP	Truck Parking Facilities Pgm.
TO01	Sunshine Skyway Toll Operations
TO03	Pinellas Bayway Toll Operations
Title VI	Title VI of the Civil Rights Act of 1964
TMA	Transportation Management Area
TMO	Transportation Management Organization
TRIP	Transp Regional Incentive Program


TSIN	Safety for Non-Construction
TSIR	Safety for Research Support
TSM	Transport Systems Management
UPWP	Unified Planning Work Program
USFW	US Fish and Wildlife Service
USGS	US Geological Survey
USHS	US Dept of Homeland Security
VPPP	Value Pricing Pilot Program

PHASE CODES

DSB	=	Design-Build
RRU	=	Railroad and/or Utilities
CST	=	Construction
CEI	=	Construction Engineering Inspection
MSC	=	Miscellaneous (grants-in-aid)
PE	=	Preliminary Engineering
ROW	=	Right-of-way
PD&E	=	Project Development & Environment

Appendix B: Documentation of Public Involvement

APENDIX B: DOCUMENTATION OF PUBLIC INVOLVEMENT



Public involvement for development of the TIP is guided by our Public Participation Plan. The process for soliciting and responding to public comments related to the TIP is documented in the [Public Participation Plan](#), but Appendix B contains additional TIP-related documentation of public involvement not found in the Public Participation Plan. This documentation includes public comments, if any, related to the adoption, update or amendment of the TIP as well as documentation of the various ways Forward Pinellas informs the public about public hearings, meetings and various opportunities to provide

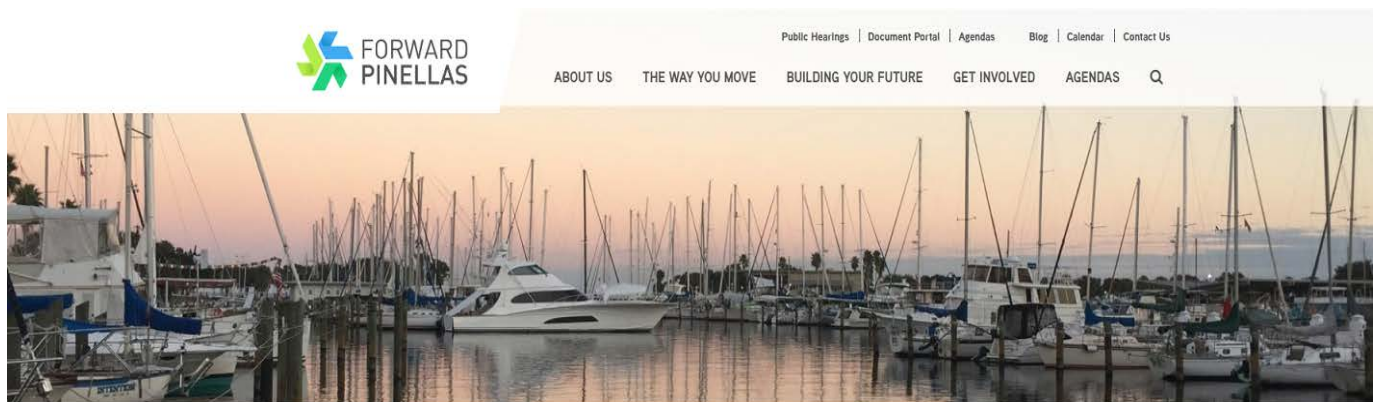
input into the transportation planning process. Appendix B also includes documentation of explicit consideration and response to any public comments in accordance with 23 CFR 450.316(A)(1)(vi).

Advertisement of TIP-Related Public Hearings

Public hearings are advertised on the [Forward Pinellas website](#), [blog](#) and through social media, including [Twitter](#), [facebook](#) and [Linked in](#). Public hearing notices and agenda materials to be considered by the Board in the review of a TIP item are posted on the website



no less than seven business days prior to the meeting. The screen shot below is an example of how Forward Pinellas posts TIP-related information on its website to provide notice about public hearings and opportunities for citizens to have input in the transportation planning process. The screen shot shows the Forward Pinellas website posting FDOT's Five-Year Work Program public hearing notice information, including links to the FDOT official public notice and public hearing website at www.D7wpvh.com.



PUBLIC HEARINGS

Upcoming Public Hearings

- June 12, 2019, 1 p.m., 315 Court St., Clearwater:
 - New Transportation Improvement Program
 - Forward Pinellas is required to adopt a fiscal year (FY) 2019/20 – FY 2023/24 Transportation Improvement Program (TIP) by July 1, 2019 for the county to receive state and federal funding for transportation projects. The TIP contains project descriptions, schedules, and corresponding funding allocations regarding scheduled transportation improvement projects for the 25 local governments of Pinellas County, the Pinellas Suncoast Transit Authority (PSTA), local airports, and the Port of St. Petersburg. The projects include new construction, reconstruction, capital purchases, and maintenance work associated with roads, sidewalks, trails, transit services, airports, the Port of St. Petersburg, and the Transportation Disadvantaged Program. The annual TIP adoption process involves incorporating the Florida Department of Transportation (FDOT) FY 2019/20 – FY 2023/24 Final Tentative Work Program into the TIP. The FDOT Work Program includes a five-year schedule of state and federally-funded transportation projects, including new projects introduced in the fifth year (2023/2024).

FDOT's live webinar presentation and public hearing on its Five-Year Work Program is one of the processes associated with the TIP that provides an opportunity for public involvement and comment. The Five-Year Work Program is ultimately adopted as part of the TIP, so Forward Pinellas notifies the public of this opportunity to submit comments and includes the public hearing notice in the board and advisory committee agendas.

Advertisement of Public Hearings on the Forward Pinellas Blog

One of the many ways public hearings are advertised is through the [Forward Pinellas Blog](#), which is accessible from the [Forward Pinellas website](#). The screen shot below is an example of how Forward Pinellas posts TIP-related notices of public hearings on its [blog](#) to provide notice about public hearings and opportunities for citizens to have input in the transportation planning process. The screen shot shows the Forward Pinellas [blog](#) posting FDOT's Five-Year Work Program public hearing notice information, including links to the FDOT official public notice and public hearing website at www.D7wpph.com.

FDOT

FDOT District Seven Work Program Public Hearing

David Gwynn, P.E.
District Seven Secretary
11201 N. McKinley Dr
Tampa, FL 33612
Tel: (813) 975-6000

PROJECT RESOURCES

- What is the Work Program?
- Adopted Work Program (FY 2018-2022)
- Tentative Work Program (FY 2019-2023)
- Public Meeting Schedule
- Frequently Asked Questions
- Comments / Questions
- Home

0:00 / 1:20

Introduction by David Gwynn, District Seven Secretary

download video

WELCOME

WELCOME TO THE FLORIDA DEPARTMENT OF TRANSPORTATION, DISTRICT SEVEN'S TENTATIVE FIVE-YEAR WORK PROGRAM ONLINE PUBLIC HEARING.

FDOT's live webinar presentation and public hearing on its Five-Year Work Program is one of the processes associated with the TIP that provides an opportunity for public involvement and comment. The Five-Year Work Program is ultimately adopted as part of the TIP, so Forward Pinellas notifies the public of this opportunity to submit comments and includes the public hearing notice in the board and advisory committee agendas. The blog also provides an opportunity for the public to comment on the Five-Year Work Program well in advance of when it is incorporated into the TIP. Because this feature is relatively new, no comments have been received to date.

Access to Public Hearings on Pinellas County Connection Television

Public hearings involving the adoption, update or amendment of the TIP are televised live on Pinellas County Connection Television, a local government access channel. Viewers may also watch meetings from their computers using a "Streaming Video" feature by connecting to links from the [Forward Pinellas](#) or [Pinellas County websites](#). The screen



The screenshot displays the Pinellas County Florida Marketing and Communications website. The header features the Pinellas County logo and the text "Marketing and Communications". Below the header, there is a navigation bar with links for "Contact Us", "Calendar", "How Do I?", "News", "Media", and a "SHARE" button. The date "December 12, 2016" is also visible. A sidebar on the left lists various categories, including "All County Residents", "Unincorporated Residents", "Community Outreach", and "Meetings & Agendas". Under "Meetings & Agendas", the link "Watch PCC-TV Live!" is highlighted with a red arrow. The main content area shows "Pinellas County Live Meetings - Streaming Video:" followed by a video player displaying the Pinellas County logo and the text "Live Meeting Streaming Video". Below the video player, there is a link "Go to Live Streaming without Captioning". At the bottom, a yellow box contains the text: "Board of County Commission meetings can now be viewed live or replayed, along with their associated agendas, at our new [Agenda Automation](#) site."

shot below shows where viewers can access live streaming videos at <http://www.pinellascounty.org/video/live-meetings.shtml>.

Access to Forward Pinellas Meetings and Public Hearings via Streaming Video

Viewers may also watch archived meetings from their computers using a “Streaming Video” feature by connecting to links from the [Forward Pinellas](#) or [Pinellas County websites](#). The screen shot below shows where viewers can access archived videos at <http://www.pinellascounty.org/media/forward/default.htm>.

The screenshot displays the Pinellas County website's 'Forward Pinellas' section. The header includes navigation links: HOME, ADA INFO, SERVICES, BUSINESS, GOVERNMENT, RESIDENTS, VISIT, and a search bar. Below the header is a banner for 'Pinellas County FLORIDA Marketing & Communications' with images of a laptop, a meeting, and a person at a computer. A secondary navigation bar contains links for Contact Us, Calendar, How Do I?, News, Media, a share button, and the date June 24, 2019.

On the left side, there is a vertical menu with dropdowns for: All County Residents, Unincorporated Residents, Community Outreach, Meetings & Agendas, Multimedia, Quick Find, and Special Interest. Below this menu is contact information for Communications: 333 Chestnut St., Clearwater, FL 33756, (727) 464-4600, and an E-mail - Map link.

The main content area is titled 'Forward Pinellas' and features the 'FORWARD PINELLAS Integrating Land Use & Transportation' logo. Below the logo, it states: 'View the regular monthly meeting of the Forward Pinellas Board. The playback file is indexed by agenda item.' There is a link to 'Home | Live Video'.

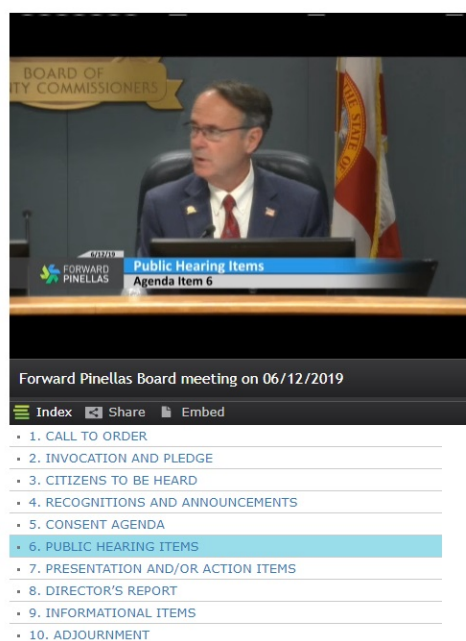
The 'Meeting Videos' section is organized by year:

- Meeting Videos - 2019**
 - 06/12/19 (highlighted with a red circle)
 - 05/06/19
 - 04/10/19
 - 03/13/19
 - 02/13/19
 - 01/09/19
- Meeting Videos - 2018**
 - 11/14/18
 - 10/10/18
 - 09/12/18
 - 07/11/18
 - 06/13/18
 - 05/09/18
 - 04/11/18
 - 03/14/18
 - 02/14/18
 - 01/10/18
- Meeting Videos - 2017**
 - 12/13/17
 - 11/08/17
 - 10/11/17
 - 07/12/17
 - 06/14/17
 - 05/10/17
 - 04/12/17
 - 03/08/17
 - 02/08/17
 - 01/11/17


Access to Archived Videos of Forward Pinellas Meetings and Public Hearings

Viewers who want to watch archived Forward Pinellas Board meetings from their computers using a “Streaming Video” can click on the date of the desired board meeting to access a video of the entire meeting.

Viewers who want to view a particular item on an archived Forward Pinellas Board meeting from their computers do not need to watch the entire meeting in order to find the item they want to view. They can easily access agenda item topics by clicking on the agenda item number they’re interested to the right of the video. The video that includes the presentation and public hearing for the fall update of the TIP, for example, is under “Item 6: Public Hearing Items”. The screen shot below shows the video for this portion of the meeting.



Agenda

**FORWARD PINELLAS**
Integrating Land Use & Transportation

AGENDA
June 12, 2019 - 1:00 p.m.
315 Court Street, 5th Floor
Board Assembly Room
Clearwater, FL 33756

THE PLANNING COUNCIL AND METROPOLITAN PLANNING ORGANIZATION FOR PINELLAS COUNTY

- 1. CALL TO ORDER** (1:00)
- 2. INVOCATION AND PLEDGE** (1:05)
- 3. CITIZENS TO BE HEARD** (1:10)
Citizen comments to the Board are invited on items or concerns not already scheduled for public hearing on today's agenda. Please limit comments to three minutes.
- 4. RECOGNITIONS AND ANNOUNCEMENTS** (1:20)
 - Staff Service Awards (Rodney Chatman, Maria Kelly, Rebecca Styly)
 - Introduction of New Principal Planner (Christina Mendoza)
- 5. CONSENT AGENDA** (1:25)
 - Approval of Minutes of the May 8, 2019 Meeting
 - Approval of Committee Appointments (BPAC and TCC)
 - Approval of Interlocal Agreements for Planning & Place-Making Grants
 - City of Tarpon Springs
 - City of Largo
 - Authorization to Seek Quotes for the Collection of Traffic Counts
 - Approval of Annual Transportation Disadvantaged Service Plan Updates
 - Approval of Scope of Services for Advantage Pinellas Cost Feasible Plan Development
- 6. PUBLIC HEARING ITEMS** – To begin at 1:00 p.m. or as soon thereafter as agenda permits
METROPOLITAN PLANNING ORGANIZATION (1:30)
 - Adoption of the FY 2019/20 – FY 2023/24 Transportation Improvement Program
 - Annual Adoption of Transportation Priorities

Public Hearings and Comments on the Fiscal Year 2019/20 – 2023/24 TIP

Forward Pinellas holds public hearings for all Board actions relating to adoption and amendment of the TIP in accordance with the [Public Participation Plan](#). Board actions on TIP are determined by a roll call vote. Public hearing notices are posted on the [Forward Pinellas](#) web site at <http://forwardpinellas.org/>.

The current TIP was adopted on June 12, 2019. Pages B8 through B20 are pages from the minutes from the June 12, 2019 Forward Pinellas meeting. There were public comments during the public hearing section of the meeting for the adoption of the TIP during the June 12, 2019 meeting). Page B8 is the first page of the minutes from this meeting. Page B9 is the page from the minutes that documents the fact that the adoption of the Fiscal Year 2019/20 – 2023/24 TIP was one of the public hearing items on the agenda. Page B9 is the page from the minutes that documents that there were public comments during the public hearing section of the meeting during which the Chairman of the board calls for citizens wishing to comment.

*There were
public
comments
during the
public hearing
section of the
meeting. . .*

Proposed updates to the TIP will go to the board for adoption on November 13, 2019. Page B15 is the first page of the minutes from the previous Fall update to the 18/19-22/23 TIP meeting. The highlighted sections of the minutes document the fact that the Fall update of the TIP was one of the public hearing items on the agenda. Page B17 of the minutes documents that there were no public comments during the public hearing section of the meeting during which the Chairman of the board calls for citizens wishing to comment.

Forward Pinellas gives explicit consideration and response to public comments in accordance with 23 CFR 450.316(A)(1)(vi). There was no consideration and no response to public comments related to the adoption and update of the TIP because there were no public comments received. Additional information about the process for soliciting and responding to public comments related to the TIP is documented in the [Public Participation Plan](#).

THE PLANNING COUNCIL AND METROPOLITAN PLANNING ORGANIZATION FOR PINELLAS COUNTY

The Forward Pinellas Board met in regular session in the County Commission Assembly Room, Pinellas County Courthouse, 315 Court Street, Clearwater, Florida at 1:02 P.M. on this date with the following members present:

Dave Eggers, Chair, Pinellas County Commissioner
Darden Rice, Vice-Chair, City of St. Petersburg Councilmember
Joanne "Cookie" Kennedy, Treasurer, City of Indian Rocks Beach Mayor
Representing Beach Communities

David Allbritton, City of Clearwater Councilmember
Sandra Bradbury, City of Pinellas Park Mayor
Julie Ward Bujalski, City of Dunedin Mayor (late arrival 1:05 P.M.)
Karen Seel, Pinellas County Commissioner (late arrival 1:19 P.M.)
Michael Smith, City of Largo Commissioner
Suzy Sofer, City of Belleair Bluffs Commissioner
Representing Inland Communities

Townsend Tarapani, City of Tarpon Springs Vice Mayor
Representing Oldsmar, Safety Harbor, and Tarpon Springs
Kenneth T. Welch, Pinellas County Commissioner

Not Present

Janet C. Long, Secretary, Pinellas County Commissioner
Representing Pinellas Suncoast Transit Authority (PSTA)
Brandi Gabbard, City of St. Petersburg Councilmember

Also Present

Whit Blanton, Executive Director, Forward Pinellas
Jared Austin, Al Bartolotta, Sarah Caper, Rodney Chatman, Chelsea Favero, Linda Fisher, Tina Jablon,
Maria Kelly, Hilary Lehman and Rebecca Stysly, Forward Pinellas
Chelsea D. Hardy, Assistant County Attorney
Patrick Soranno, Town of Indian Shores Mayor
Bill Smith, Town of Indian Shores Councilmember
Diantha Schear, Town of Indian Shores Vice Mayor
Michael Petruccelli, Town of Indian Shores Councilmember
Bonnie Dhonau, Town of Indian Shores Administrator
Rick Swann, Town of Indian Shores Police Chief
Other interested individuals

The board heard from citizen Tom Nocera who offered an update on the latest developments with the vendor SkyTran. He stated that:

- On June 10th SkyTran signed an MOU with Dubai to create a 10- mile transit system
- A demo track is also being erected in San Antonio, TX which could be operational as soon as the end of next month

The board adopted the new 2019/20- 2023/24 Transportation Improvement Program

- The annual TIP adoption process involves incorporating FDOT's five-year final tentative work program
- Project highlights include:
 - Construction in 2020 of Bus on Shoulder on I-275
 - Right of Way and Design in 2024 for I-275 lane continuity/express lanes from 54th Ave. S. to Roosevelt Blvd.
 - Construction for various Complete Streets improvements and sidewalks
 - Construction advanced to 2022 for a pedestrian overpass on US 19 at Harn Blvd
 - Construction in 2024 of the 71st Street Trail Connector from the Pinellas Trail to 38th Ave N
 - Construction in 2024 for the Pinellas Trail Loop Phase 3 & 4, from Ulmerton to 126th Ave.
- Forward Pinellas Planner Jared Austin also demonstrated the draft Interactive TIP
 - The interactive map shows project locations along with the project name, project number, responsible agency, and will be adding costs/timelines in the future
 - The draft TIP is available at <http://arcg.is/0CfKif>, and currently requires a username (TIP2019) and password (forward2019)
 - When final, the Interactive TIP will be available to the public and will not require a username or password
- Citizens Advisory Committee Vice Chair John Estock came to give public comment on the managed toll lanes/lane continuity project on I-275 into downtown St. Petersburg in the TIP
 - He was concerned the tolled express lanes would take right-of-way for a possible train over the bridge in the median and also would contribute to inequity for motorists, although he supported adding lane continuity and a fourth general use lane

The board also approved a new set of transportation project priorities

- The 2019 priority lists look at what kind of projects Forward Pinellas should ask FDOT to advance in its next five-year work program
 - Projects remain on the list until construction is completed
- New projects on the unfunded multimodal priority list include:
 - \$1M for the St. Petersburg Complete Streets project on 22nd Street South
 - \$1.5M for PSTA to replace buses
 - Operational improvements at the entrance to Honeymoon Island State Park to mitigate congestion on the Dunedin Causeway
 - Investments in the US19 corridor to support express transit
 - Gulf Boulevard sidewalk improvements in Indian Shores and Indian Rocks Beach
 - An aerial transit feasibility & operations plan for Clearwater & Downtown St. Petersburg
 - A PSTA Intermodal Center for downtown Clearwater
 - A 4th Street trail connection to the Howard Frankland Bridge between Gandy Blvd and the Big Island Gap Bridge
 - An Ulmerton trail connection to the Howard Frankland Bridge between Fountain Parkway N and I-275
 - A corridor study of State Road 580 to identify operational and safety improvements
 - A corridor study of Drew Street to identify operational and safety improvements
- County Commissioner Dave Eggers asked about safety concerns about trail crossing on SR 580, to which staff replied that grant funding for trails may be available in the future for this project
- Regionally, the TMA Leadership Group had advanced a Top 5 set of priorities, which were also approved by the Forward Pinellas Board:
 - SR 60/275
 - I-75 at Overpass
 - I-75 at Gibsonton
 - I-275 operational improvements
 - Central Avenue BRT

FDOT staff and leadership from the Town of Indian Shores presented to the board on a drainage and safety issue on Gulf Boulevard

- FDOT is undertaking a project to partially fix drainage problems on Gulf Boulevard
 - The pervious asphalt on the road installed about a decade ago does not work in sandy environments, leading to pooling in the roadway
 - The flooding is often in the shared-use lane of the roadway that bicyclists and pedestrians use due to a gap in the sidewalk network that stretches from Park Boulevard to Walsingham Road
 - Pinellas County has contributed funds to move the utilities
- FDOT is already building sidewalks in conjunction with the drainage project from Park Boulevard to 195th because there is adequate 60-foot right of way (ROW) to do so
- FDOT is also exploring options for closing the sidewalk gap where right-of-way is limited in Indian Shores from 195th Ave to Whitehurst Ave.
 - However, because the FDOT funding for the drainage project is already allocated, the drainage project and sidewalk projects would need to be two separate projects, with the sidewalk project constructed afterward
 - The separation of the projects caused concern among board members over the length of time Gulf Boulevard would be under construction, as well as the overlapping costs for new drainage that would need to be discarded and redone during the sidewalk project
 - FDOT stated there was no way to combine both projects because funding had already been allocated for drainage construction but no funding had been set aside for the sidewalk
 - Delaying drainage construction would require a revision of the plan and a change order
 - In addition, the right of way acquisition could take time due to federal process for property taking
 - The sidewalk and drainage project was added to the Forward Pinellas project priority list
- FDOT and the project consultant presented concepts for filling the sidewalk gap
 - The majority of the corridor is a 40-foot right of way (ROW) from 195th Avenue to the Eastern Sea wall, and from 1st Avenue to Walsingham Road
 - Four options were presented for the 195th to Whitehurst gap:
 - The preferred option was Option 2, with an 8-foot shared use sidewalk with a raised curb on both sides, and 10-foot travel lanes
 - Option 2 was the preference of the town – as well as the TCC, CAC, and BPAC – due to being the lowest cost option for an elevated sidewalk/bike path as it would maintain the existing center line of the roadway
 - Would cost about \$10M
 - Would also require reclaiming public right-of-way that has been encroached upon by private property such as mailboxes and fences
- Board members had questions about whether the community had given input yet, and whether residents had been asked about whether they wanted to maintain parking on the road, as well as whether utilities would have to be relocated
 - They also expressed that without full costs, including ROW purchases, it was difficult to make an educated decision
 - FDOT staff said they would anticipate some more utility relocations and that public input would be sought going forward with the Option 2 recommendation
- The Forward Pinellas board approved Option 2 as the recommendation, pending additional input from the community
 - FDOT had requested a recommendation for a preferred option so that if the funding came through they could have a project ready to go

Forward Pinellas staff gave an overview of proposed changes to the Countywide Plan standards

- The Countywide Plan is periodically updated in response to changing conditions and needs

- It's based on Pinellas by Design, a countywide visioning effort in 2005, based on the county transitioning from mostly suburban to urban redevelopment
- In 2015, added the transit-oriented land use vision map, which was coordinated with the Greenlight referendum
- The current update to the Countywide Plan includes:
 - New land use strategy map - new premium transit corridor designation to recognize Central Ave BRT and other priority transit corridors rather than a single light rail transit alignment
 - Revised framework for adopting and amending activity center and multimodal corridor designations
 - Recommending amendment process be revised to allow transit-related densities and intensities in more locations with standard public hearings (Tier II), instead of requiring additional justification (Tier III)
 - Reducing activity center subcategories from eight to four:
 - Urban Center - major downtowns that serve as the employment, retail, residential and public focal points of the county/region – 200 units/acre, 8.0 floor area ratio
 - Major Center - downtowns, town centers and redevelopment districts that are focal points of their communities/the county – 150 units/acre, 5.0 floor area ratio
 - Community Center - focal points for their communities – 90 units/acre, 3.0 floor area ratio
 - Neighborhood Center - focal points for surrounding neighborhoods – 60 units/acre, 2.0 floor area ratio
 - New Activity Center size criteria
 - Maximum 500 acres (½ mile radius from transit stop)
 - Larger than the maximum ok if organized into subareas
 - If municipality is too small, minimum waived
 - Multimodal corridors - provide connections between transit hubs; currently have three, will expand to four
 - Premium - 60 units/ acre, 4.0 floor area ratio maximum
 - Primary - 50 units/acre, 3.0 floor area ratio
 - Secondary - 40 units/acre, 2.5 floor area ratio
 - Supporting - 30 units/acre, 2.0 floor area ratio
 - Automobile-oriented uses (storage/warehouse, businesses with drive-throughs, vehicle/equipment service) would be reviewed as Tier III, requiring additional justification
 - Creating a new Planned Redevelopment District category
 - Alternative to Activity Center and Multimodal Corridors
 - Less density/intensity, more permissive
 - Enable bonus provisions to encourage transit-supportive mixed use development in other areas
 - Adding density bonuses for missing middle housing and vertical mixed use
 - A proposed strategy for priority corridor funding would link land use and transportation
 - Corridors that are adopted Activity Center or Multimodal Corridor, along with additional planning requirements such as Complete Streets and mixed use, would receive priority for funding in the MPO Five Year Work Program
 - The board authorized advertising the proposed amendments to the Countywide Plan, and the amendments will come back to the board in July
 - Board members emphasized that they wanted to plan for future growth in the right areas, and not just to accommodate the growth Pinellas County already has

Forward Pinellas staff presented the Advantage Pinellas Update, focused on the Resilient Tampa Bay project that the Hillsborough, Pasco and Pinellas MPOs are conducting jointly

- The MPOs, along with the Tampa Bay Regional Planning Council and FDOT District 7, were awarded a Federal Highway Administration (FHWA) Resilience and Durability to Extreme Weather grant
- Over the last 60 years, there was a 6-inch sea level rise, which the next 20 years are anticipated to bring
- The project partners came up with a creative approach to the project

- Considers sea level rise, increased precipitation, and storm surge
 - For 2045, the low end prediction is .83 ft of sea level rise, and the high scenario is just over 2 ft
- The project weighted areas for “critical transportation facilities” based on several factors, including evacuation routes, population, employment density, and environmental justice areas
 - Under almost every scenario, Pinellas County has the highest level of lane miles impacted by flooding in the region
- A final resilience report will be issued in the fall
 - The report will include a toolbox of strategies that communities can use to make roads more resilient
 - The report will inform decisionmaking through its incorporation into each MPO's long range transportation plan

The board unanimously approved the 34th Street Lane Repurposing Project

- The project has been a partnership between FDOT, Forward Pinellas, and the City of St. Petersburg, with the support of the Skyway Marina District
- With FDOT scheduled to resurface 34th Street South in 2022, the project looked to address pedestrian safety and accessibility in the corridor
 - The corridor is a 2-mile section of roadway from 54th Ave. S to 30th Ave S., part of which is adjacent to I-275
 - Currently, the road is operating at less than 50% of its current six-lane capacity
 - Travel lanes would be narrowed to between 10 and 12 feet to accommodate up to 10-foot sidewalks and pedestrian crossings
 - Landscaping would be added in medians to provide a pedestrian refuge
- Improvements include Business Access and Transit (BAT) lanes on the right of the road for buses and turning traffic, pedestrian crosswalks, and wide sidewalks on both sides of the road
 - In a survey Forward Pinellas conducted, 80% of respondents support accommodations for bicyclists and pedestrians, while 54% support the conversion to BAT lanes
 - Board members discussed the need for accurate messaging on this project, focusing on the new purpose for the BAT lanes so that residents don't see it as a lane elimination
- Design is scheduled for 2020, with construction scheduled in 2022

St. Petersburg Councilmember Darden Rice presented the PSTA Activities Update

- The update focused mainly on safety precautions taken to protect bus drivers after the fatal assault of a HART driver in Tampa, as well as developments in the Central Avenue BRT project
 - PSTA is developing a plan to add barriers for bus driver safety to the entire bus fleet as soon as possible
- At the time of the meeting, the St. Pete Beach City Commission had just met to discuss the Central Avenue BRT project
 - The City of St. Petersburg was about to vote to approve a \$4M contribution for the project
- Forward Pinellas Executive Director Whit Blanton gave a summary of the commission meeting, which he had attended
 - He supported the option for the buses to turn around in a County-owned park on St. Pete Beach, rather than stopping at 75th Avenue
 - Stopping at 75th Avenue would require riders to transfer to another service to access the beach and hotels, which would diminish the efficiency of the route
- Board members voiced the opinion that the BRT route would be beneficial to St. Pete Beach and were concerned about the effect further compromises to the planned service might have on ridership

FDOT Secretary David Gwynn discussed the previous evening's Hillsborough MPO board meeting

- The LRTP amendment that included interim improvements to the I-275 downtown interchange passed by a 10-6 vote
- This is an issue that is sure to remain controversial, as some Hillsborough MPO members feel that highway investments downtown are anti-transit

Other Items

- The board recognized staff members for their service: Planning Division Manager Rodney Chatman (5 years), Accounting Services Coordinator Rebecca Stysly (3 years), and Secretary Maria Kelly (3 years)
- New Principal Planner Christina Mendoza, who recently joined the agency from consultant Gannett Fleming, was introduced to the board
- The board approved a 3% pay raise consistent with all employees in the County's Unified Personnel System and a one-time increase in car allowance for the Forward Pinellas Executive Director
- TBARTA has received a \$2.5M appropriation from the legislature; \$1.5M for operating, and \$1M to do innovative transit option studies
- The Tourist Development Council and the Board of County Commissioners both have upcoming workshops to discuss transportation funding
- Forward Pinellas is transferring supervision of the multimodal impact fee to Pinellas County Planning

Action Sheet

June 12, 2019

At its June meeting, the Forward Pinellas Board took the following official actions:

- **Consent Agenda** (vote: 10-0, Commissioner Seel had not yet arrived)
Approved to include the following:
 - A. Approval of Minutes of the May 8, 2019 Meeting
 - B. Approval of Committee Appointments (BPAC and TCC)
 - C. Approval of Interlocal Agreements for Planning & Place-Making Grants with the cities of Tarpon Springs and Largo
 - D. Authorization to Seek Quotes for the Collection of Traffic Counts
 - E. Approval of Annual Transportation Disadvantaged Service Plan Updates
 - F. Approval of Scope of Services for Advantage Pinellas Cost Feasible Plan Development
- **Adoption of the FY 2019/20 – FY 2023/24 Transportation Improvement Program (TIP)**
Following a presentation by Forward Pinellas staff and public hearing, the board adopted the FY 2019/20 – FY 2023/24 TIP. (vote: 11-0)
- **Annual Adoption of Transportation Priorities**
Following a staff presentation and public hearing, the board, in its role as the metropolitan planning organization, approved the 2019 Multimodal Transportation Priority Projects List, the 2019 Transportation Alternatives Program Priority List, the Tampa Bay Transportation Management Area (TMA) 2019 Top Priorities, and the TMA 2019 Top Priorities for Multi-use Trails. (vote: 11-0)
- **Gulf Boulevard Drainage/Sidewalk Project**
Following a presentation by FDOT and commentary from the City of Indian Shores, the board endorsed concept #2 for the project pending additional community input. (vote: 11-0)
- **Proposed Amendments to the Countywide Plan – Authorization to Advertise**
Following a staff presentation, the board, in its role as the Pinellas Planning Council, voted to authorize advertising for a public hearing to be held in July to consider the proposed amendments to the Countywide Plan (vote: 10-0, Commissioner Seel had left the meeting)

- **34th Street Lane Re-purposing Project**

Following a staff presentation, the board, in its role as the metropolitan planning organization, approved the 34th Street Lane Re-purposing Project as outlined. (vote: 10-0, Commissioner Seel had left the meeting)

- **Executive Director Annual Performance Evaluation**

Following presentation of the Executive Committee recommendations as made by Chair Eggers, the board approved the First Amendment to Employment Agreement with Executive Director Whit Blanton. The Amendment authorized a one-time salary increase of \$1500.00 (equivalent to \$125/month) to adjust for travel within the region (FDOT District 7) effective for July 1, 2019. The board also approved a salary increase equal to that received by all UPS employees (3%) effective October 1, 2019. (vote: 10-0, Commissioner Seel had left the meeting)



Vice Chair
Darden Rice

THE PLANNING COUNCIL AND METROPOLITAN PLANNING ORGANIZATION FOR PINELLAS COUNTY

The Forward Pinellas Board met in regular session in the County Commission Assembly Room, Pinellas County Courthouse, 315 Court Street, Clearwater, Florida at 1:03 P.M. on this date with the following members present:

Doreen Caudell, Chair, City of Clearwater Vice-Mayor
Dave Eggers, Vice-Chair, Pinellas County Commissioner
Joanne "Cookie" Kennedy, Treasurer, City of Indian Rocks Beach Mayor
Representing Beach Communities
Darden Rice, Secretary, City of St. Petersburg Councilmember
Doug Bevis, City of Oldsmar Mayor
Representing Oldsmar, Safety Harbor, and Tarpon Springs
Julie Ward Bujalski, City of Dunedin Mayor
Brandi Gabbard, City of St. Petersburg Councilmember
Charlie Justice, Pinellas County Commissioner
Janet C. Long, Pinellas County Commissioner (arrived at 1:08 P.M.)
Representing Pinellas Suncoast Transit Authority (PSTA)
Michael Smith, City of Largo Vice-Mayor
Arthur Penny, City of South Pasadena Vice-Mayor
Representing Inland Communities
Kenneth T. Welch, Pinellas County Commissioner

Not Present

Sandra Bradbury, City of Pinellas Park Mayor

Also Present

Whit Blanton, Executive Director, Forward Pinellas
Jared Austin, Al Bartolotta, Sarah Caper, Rodney Chatman, Chelsea Favero, Robert Feigel, Tina Jablon, Hilary Lehman, and Alicia Parinello, Forward Pinellas
Chelsea D. Hardy, Assistant County Attorney
Other interested individuals

The board chose its officers for 2019 (vote: 12-0)

- County Commissioner Dave Eggers will serve as chair
- St. Petersburg City Councilmember Darden Rice will serve as vice chair
- Indian Rocks Beach Mayor Cookie Kennedy will remain treasurer
- County Commissioner Janet Long will serve as secretary

The board participated in an extensive discussion regarding bicycle accommodations for the trail crossing at Skinner Boulevard

- After a high-profile crash at this trail crossing, FDOT and Pinellas County were examining the option of an automatic detection system that would set off the Rectangular Rapid Flash Beacon (RRFB) as bicyclists approached without them having to stop and push a button
- Commissioner Eggers and Dunedin Mayor Julie Ward Bujalski felt that the flashing lights should be red rather than the RRFB yellow lights, since drivers may not notice the yellow lights or may ignore them
 - The issue with this, as FDOT staff explained it, was that RRFBs need to be yellow by federal law, and red High-Intensity Activated crossWalk beacon (HAWK) signals are much more expensive and time consuming to implement
 - The automatic detection system was something that could be implemented easily and quickly, but FDOT staff said they would continue to look at other longer-term options for making the trail crossing safe, including HAWK signals
 - However, HAWK signals could not be installed with automatic detection

Board members discussed takeaways from a fact-finding trip that several of them had taken to Indianapolis earlier this month in conjunction with PSTA

- Board members learned about funding, planning and development of IndyConnect, the Bus Rapid Transit plan, and the Indianapolis Cultural Trail
- One takeaway that many of the board members discussed was what they had learned about the data behind transportation decisionmaking
 - They discussed the three Rs - right message, right person delivering the message, right audience - and how they felt that the Greenlight referendum had missed many of those points
 - Board members felt that if Pinellas County did not have a person in any of its agencies examining that type of data already, it was a crucial position to have

As the Advantage Pinellas update, Forward Pinellas Staff presented results from the It's TIME Tampa Bay MetroQuest regional survey conducted in August and September, which is used to help develop the regional element of the Long Range Transportation Plan

- The survey set a US MetroQuest Record with 9,575 participants
 - In terms of demographics, MetroQuest participants deviated from a representative sample that more identified as white, higher income, and living in Hillsborough than the mean
 - With almost 70 percent of respondents providing some zip code data, 61.3% of respondents lived in Hillsborough, 26.5% lived in Pinellas, and 12.2% lived in Pasco
- When respondents were asked to list their priorities, a few rose to the top among all counties
 - All counties prioritized 1) traffic jams and 2) alternatives to driving, with second tier priorities of 3) open/green space and 4) shorter commutes
 - A few small deviations were visible per county
 - Pinellas ranked alternatives to driving over traffic jams, and also ranked storm vulnerability as a high priority
 - Pasco ranked shorter commutes over open/green space
- Survey respondents were asked to rank (from 1-5, 5 being the best) three scenarios for transportation, growth and development: Scenario A: New Technologies; Scenario B: Tolted Express Lanes; and Scenario C: Transit Focus
 - Of those, Scenario B had the lowest average rating (2.53)
 - Scenario A had a middling average rating (2.86)
 - Scenario C had the highest rating (4.08), with 75.8% of all participants rating the scenario 4 or 5 stars
- Staff discussed a few key takeaways from the survey results
 - More positives than negatives:

- Preserve neighborhoods
 - More /better downtowns
 - Efficient use of land
- More negatives than positives:
 - I-275 boulevard
 - Expanded growth area
- Staff ended the presentation with next steps for the Advantage Pinellas Plan
 - A series of three focus groups will be held in winter, spring, and summer with the first being held Nov. 27
 - The focus groups will be representative of Pinellas as a whole with residents from south, mid and north county
 - Regionally, the It's TIME Tampa Bay survey results will help all three counties choose regional projects that would have widespread support
 - Staff is also working to drill down into the survey data by specific cities and neighborhoods to determine what priorities matter to which areas of the county

The board approved updates to the Transportation Improvement Program

- The board approved an amendment to the TIP to allow TBARTA to receive a \$3.7M grant from the Federal Transit Administration to support the vanpool program (vote: 12-0)
- The board approved the Fall Update to the TIP to incorporate the local government work programs, and heard from Pinellas County staff about its Capital Improvement Program for FY19-FY24 (vote: 12-0)
 - Staff outlined two major roadway projects in the CIP
 - Reconstruction of Haynes Road to a two-lane urban classification, adding bicycle lanes and ADA sidewalks, as well as other improvements
 - Widening Forest Lakes Boulevard from two-lane divided to four-lane divided, as well as providing ADA sidewalks, ten-foot shoulders, and other improvements
 - Staff outlined three major intersection projects in the CIP
 - Betty Lane at Sunset Point Road, including adding left turn lanes on east & west approaches
 - NE Coachman Road at Old Coachman Road, including providing left turn lanes and shoulders/bike lanes on all four approaches
 - Whitney Road at Wolford Road, including providing shoulders/bike lanes on all three approaches
 - Staff outlined three major sidewalk projects in the CIP
 - Sunset Point Road from Alt. 19 to the trail crossing, including addition of a six-foot sidewalk on the north and south sides connecting to the trail crossing
 - Haines Bayshore from US 19 to Sunrise Boulevard, including addition of a ten foot sidewalk to the trail crossing and a five foot sidewalk from Oak Street to Sunrise Boulevard
 - Indian Rocks Road from Wilcox Road to 8th Avenue SW, including 1.5 miles of ADA compliant sidewalks, ramps and driveways along the east side
 - The Sunset Point Road project will result in a leftover pedestrian bridge that could be used somewhere else, and Mayor Bujalski noted that there was a pedestrian bridge over Curlew Creek west of County Road 1 that could use replacing
 - Staff touched on three major shared use path projects in the CIP
 - Pinellas/Duke Energy Trail Phase II(NE Coachman Rd to Sunset Point Rd)
 - Ream Wilson/Pinellas Trail Improvements (NE Coachman Rd)
 - Pinellas Trail North Loop (John Chesnut Sr. Park to Enterprise Rd Overpass)
 - Staff also outlined three projects currently under construction in the ITS/ATMS program
 - S. Belcher Road
 - County Road 1
 - Alt US 19 South
 - All three projects are under construction and on time

The City of St. Petersburg was presented with this year's Forward Pinellas Partners in Action Award

- The award recognized the political courage and decisive action of city staff and leadership, including Mayor Rick Kriseman and the City Council, in making Dr. Martin Luther King, Jr. Street North a Complete Street
- Deputy Mayor Dr. Kanika Tomalin and Transportation Director Evan Mory accepted the award

The board heard two land use cases

- Case CW 18-25 - City of Clearwater
 - The board considered a subthreshold amendment for two vacant properties at 1434 & 1446 North Martin Luther King Jr. Ave. from Retail & Services to Residential Medium
 - The board unanimously recommended approval (vote: 12-0)
- Case CW 18-22 - Pinellas County
 - The board considered a regular amendment for a property at 1003 Virginia Avenue in Palm Harbor from Office to Retail & Services to allow for a compounding pharmacy
 - Mayor Bujalski asked if the house on the property had any historical significance, to which Pinellas County staff replied that it did not
 - The board unanimously recommended approval (vote: 12-0)

South Pasadena Vice Mayor Arthur Penny and Oldsmar Mayor Doug Bevis were recognized for their service as this meeting marked the ends of their respective terms on the board

With the departure of Mayor Bevis from the board, as well as Vice Mayor Caudell's departure from the executive committee, the board made new appointments to several committees

- On the TMA Leadership Group, Long replaced Caudell so that all three members of the group were part of the executive committee (vote: 12-0)
- On the TBARTA Chairs Coordinating Committee, Eggers replaced Caudell as alternate while Rice stayed on as primary (vote: 12-0)
- On the MPO Advisory Council, Eggers replaced Caudell as the primary representative while Rice stayed on as alternate (vote: 12-0)
- On the Legislative Subcommittee, Eggers replaced Bevis as the fifth member (vote: 12-0)

Other Items

- The board approved the Countywide Trends & Conditions Report for distribution (vote: 12-0)
- Board members approved Executive Director Whit Blanton going to Pasco County, in conjunction with Pasco MPO staff, to present options for a possible new TMA Leadership Group voting structure to Pasco County Commissioners
- The board approved a staff recommendation to support state targets for performance measures & targets regarding pavement, bridge and system performance (vote: 12-0)
 - The only target that Pinellas County is not currently meeting is the percentage of interstate pavements in Good condition
- The board approved a letter requesting that Pinellas County adopt a policy that all projects affecting bicycle facilities and county-maintained trails should have a detour route outlined for bicyclists (vote: 12-0)
 - The policy will go to the Technical Coordinating Committee for review
- Commissioner Long gave the PSTA & TBARTA activities report and introduced new TBARTA Director David Green to the board

- Green was previously CEO of the Greater Richmond Transit Company and said he is happy with the progress TBARTA has been making and glad to be here at such an exciting time
- The legislative committee had heard an update from City of St. Petersburg staff on a possible attempt to regulate urban agriculture

Upcoming Dates

- [November 27-28th Florida Automated Vehicles Summit](#)
- [January 18, 2019 Joint Workshop of Forward Pinellas, Board of County Commissioners, Pinellas Suncoast Transit Authority and Mayor's Council](#)

Action Sheet November 14, 2018

At its November meeting, the Forward Pinellas Board took the following official actions:

- **Consent Agenda** (vote: 11-0, Mayor Bujalski had stepped out)
Approved to include the following:
 - A. Approval of Minutes of the October 10, 2018 Meeting
 - B. Approval of Committee Appointments (TCC)
 - C. Countywide Plan Map Annual Update – Official Acceptance
 - D. Map Adjustment – Pinellas County – Official Acceptance
 - E. Approval of 2019 Board and Committees Meeting Schedules
 - F. Acceptance of the PAC Roster for 2019
 - G. Approval of the Scope of Services for the Bicycle Pedestrian Master Plan
- **Proposed Amendment(s) to FY 2018/19 – FY 2022/23 Transportation Improvement Program**
Following a staff description, the board, in its role as the metropolitan planning organization, approved an amendment to the TIP by roll call vote to allow TBARTA to receive a \$3.7M grant from the Federal Transit Administration (FTA) to support the vanpool program. (vote: 12-0)
- **Fall Update of the FY 2018/19 – FY 2022/23 Transportation Improvement Program (TIP)**
Following a staff presentation, the board, in its role as the metropolitan planning organization, approved the fall update of the TIP by roll call vote. (vote: 12-0)
- **Subthreshold Countywide Plan Map Amendment(s)**
One case was recommended for approval:
 - 1. CW 18-25 – City of Clearwater (vote: 12-0)
- **Regular Countywide Plan Map Amendment(s)**
One case was recommended for approval:
 - 1. CW 18-22 – Pinellas County (vote: 12-0)
- **System Performance, Pavement and Bridge Measures and Targets** (vote 12-0)
Following a staff presentation, the board, in its role as the metropolitan planning organization, approved supporting the statewide performance targets established by the Florida Department of Transportation.
- **Countywide Trends and Conditions Report** (vote 12-0)
After a presentation by Forward Pinellas staff, the board moved to accept the Countywide Trends and Conditions Report and approve its distribution.

- **Maintenance of Traffic Policy for Bicycle Facilities and Trails – BPAC Recommendation**
Following a staff presentation, the board, in its role as the metropolitan planning organization, approved sending a letter to Pinellas County concerning this item and requesting that the Technical Coordinating Committee (TCC) review the recommended policy. (vote 12-0)
- **Election of 2019 Officers** (vote: 11-0, Commissioner Justice had stepped out)
The Executive Committee for 2019 was approved as follows:
Commissioner Dave Eggers, Chair
Councilmember Darden Rice, Vice Chair
Mayor Cookie Kennedy, Treasurer
Commissioner Janet Long, Secretary
- **MPOAC, Chairs Coordinating Committee (CCC), Transportation Management Area (TMA) Leadership Group and Forward Pinellas Legislative Committee Appointments**
The board made committee appointments as follows for 2019:

MPOAC (vote: 12-0)
Commissioner Dave Eggers, Representative
Councilmember Darden Rice, Alternate

CCC (vote: 12-0)
Councilmember Darden Rice, Representative
Commissioner Dave Eggers, Alternate

TMA (vote: 12-0)
The board appointed three representatives to include Commissioner Dave Eggers, Councilmember Darden Rice and Commissioner Janet Long.

Legislative Committee (vote: 12-0)
The board added Commissioner Dave Eggers to the committee to replace outgoing board member Mayor Doug Bevis.


Chair

Appendix C: Transportation Performance Measures Consensus Planning Document



Transportation Performance Measures Consensus Planning Document

Purpose and Authority

This document has been cooperatively developed by the Florida Department of Transportation (FDOT) and Florida's 27 Metropolitan Planning Organizations (MPOs) through the Florida Metropolitan Planning Organization Advisory Council (MPOAC), and, by representation on the MPO boards and committees, the providers of public transportation in the MPO planning areas.

The purpose of the document is to outline the minimum roles of FDOT, the MPOs, and the providers of public transportation in the MPO planning areas to ensure consistency to the maximum extent practicable in satisfying the transportation performance management requirements promulgated by the United States Department of Transportation in Title 23 Parts 450, 490, 625, and 673 of the *Code of Federal Regulations* (23 CFR). Specifically:

- 23 CFR 450.314(h)(1) requires that "The MPO(s), State(s), and providers of public transportation shall jointly agree upon and develop specific written procedures for cooperatively developing and sharing information related to transportation performance data, the selection of performance targets, the reporting of performance targets, the reporting of performance to be used in tracking progress toward achievement of critical outcomes for the region of the MPO, and the collection of data for the State asset management plan for the National Highway System (NHS)."
- 23 CFR 450.314(h)(2) allows for these provisions to be "Documented in some other means outside the metropolitan planning agreements as determined cooperatively by the MPO(s), State(s), and providers of public transportation."

Section 339.175(11), Florida Statutes creates the MPOAC to "Assist MPOs in carrying out the urbanized area transportation planning process by serving as the principal forum for collective policy discussion pursuant to law" and to "Serve as a clearinghouse for review and comment by MPOs on the Florida Transportation Plan and on other issues required to comply with federal or state law in carrying out the urbanized transportation planning processes." The MPOAC Governing Board membership includes one representative of each MPO in Florida.

This document was developed, adopted, and subsequently updated by joint agreement of the FDOT Secretary and the MPOAC Governing Board. Each MPO will adopt this document by incorporation in its annual Transportation Improvement Program (TIP) or by separate board action as documented in a resolution or meeting minutes, which will serve as documentation of agreement by the MPO and the provider(s) of public transportation in the MPO planning area to carry out their roles and responsibilities as described in this general document.

Roles and Responsibilities

This document describes the general processes through which FDOT, the MPOs, and the providers of public transportation in MPO planning areas will cooperatively develop and share information related to transportation performance management.

Email communications will be considered written notice for all portions of this document. Communication with FDOT related to transportation performance management generally will occur through the Administrator for Metropolitan Planning in the Office of Policy Planning. Communications with the MPOAC related to transportation performance management generally will occur through the Executive Director of the MPOAC.

1. Transportation performance data:

- a) FDOT will collect and maintain data, perform calculations of performance metrics and measures, and provide to each MPO the results of the calculations used to develop statewide targets for all applicable federally required performance measures. FDOT also will provide to each MPO the results of calculations for each applicable performance measure for the MPO planning area, and the county or counties included in the MPO planning area.¹² FDOT and the MPOAC agree to use the National Performance Management Research Data Set as the source of travel time data and the defined reporting segments of the Interstate System and non-Interstate National Highway System for the purposes of calculating the travel time-based measures specified in 23 CFR 490.507, 490.607, and 490.707, as applicable.
- b) Each MPO will share with FDOT any locally generated data that pertains to the federally required performance measures, if applicable, such as any supplemental data the MPO uses to develop its own targets for any measure.
- c) Each provider of public transportation is responsible for collecting performance data in the MPO planning area for the transit asset management measures as specified in 49 CFR 625.43 and the public transportation safety measures as specified in the National Public Transportation Safety Plan. The providers of public transportation will provide to FDOT and the appropriate MPO(s) the transit performance data used to support these measures.

2. Selection of performance targets:

FDOT, the MPOs, and providers of public transportation will select their respective performance targets in coordination with one another. Selecting targets generally refers to the processes used to identify, evaluate, and make decisions about potential targets prior to action to formally establish the targets. Coordination will include as many of the following opportunities as deemed appropriate for each measure: in-person meetings, webinars, conferences calls, and email/written communication. Coordination will include timely

¹ When an MPO planning area covers portions of more than one state, as in the case of the Florida-Alabama TPO, FDOT will collect and provide data for the Florida portion of the planning area.

² If any Florida urbanized area becomes nonattainment for the National Ambient Air Quality Standards, FDOT also will provide appropriate data at the urbanized area level for the specific urbanized area that is designated.

sharing of information on proposed targets and opportunities to provide comment prior to establishing final comments for each measure.

The primary forum for coordination between FDOT and the MPOs on selecting performance targets and related policy issues is the regular meetings of the MPOAC. The primary forum for coordination between MPOs and providers of public transportation on selecting transit performance targets is the TIP development process.

Once targets are selected, each agency will take action to formally establish the targets in its area of responsibility.

- a) FDOT will select and establish a statewide target for each applicable federally required performance measure.
 - i. To the maximum extent practicable, FDOT will share proposed statewide targets at the MPOAC meeting scheduled in the calendar quarter prior to the dates required for establishing the target under federal rule. FDOT will work through the MPOAC to provide email communication on the proposed targets to the MPOs not in attendance at this meeting. The MPOAC as a whole, and individual MPOs as appropriate, will provide comments to FDOT on the proposed statewide targets within sixty (60) days of the MPOAC meeting. FDOT will provide an update to the MPOAC at its subsequent meeting on the final proposed targets, how the comments received from the MPOAC and any individual MPOs were considered, and the anticipated date when FDOT will establish final targets.
 - ii. FDOT will provide written notice to the MPOAC and individual MPOs within two (2) business days of when FDOT establishes final targets. This notice will provide the relevant targets and the date FDOT established the targets, which will begin the 180-day time-period during which each MPO must establish the corresponding performance targets for its planning area.
- b) Each MPO will select and establish a target for each applicable federally required performance measure. To the extent practicable, MPOs will propose, seek comment on, and establish their targets through existing processes such as the annual TIP update. For each performance measure, an MPO will have the option of either³:
 - i. Choosing to support the statewide target established by FDOT, and providing documentation (typically in the form of meeting minutes, a letter, a resolution, or incorporation in a document such as the TIP) to FDOT that the MPO agrees to plan and program projects so that they contribute toward the accomplishments of FDOT's statewide targets for that performance measure.
 - ii. Choosing to establish its own target, using a quantifiable methodology for its MPO planning area. If the MPO chooses to establish its own target, the MPO will coordinate with FDOT and, as applicable, providers of public transportation regarding the approach used to develop the target and the proposed target prior to

³ When an MPO planning area covers portions of more than one state, as in the case of the Florida-Alabama TPO, that MPO will be responsible for coordinating with each state DOT in setting and reporting targets and associated data.

establishment of a final target. The MPO will provide FDOT and, as applicable, providers of public transportation, documentation (typically in the form of meeting minutes, a letter, a resolution, or incorporation in a document such as the TIP) that includes the final targets and the date when the targets were established .

- c) The providers of public transportation in MPO planning areas will select and establish performance targets annually to meet the federal performance management requirements for transit asset management and transit safety under 49 U.S.C. 5326(c) and 49 U.S.C. 5329(d).
 - i. The Tier I providers of public transportation will establish performance targets to meet the federal performance management requirements for transit asset management. Each Tier I provider will provide written notice to the appropriate MPO and FDOT when it establishes targets. This notice will provide the final targets and the date when the targets were established, which will begin the 180-day period within which the MPO must establish its transit-related performance targets. MPOs may choose to update their targets when the Tier I provider(s) updates theirs, or when the MPO amends its long-range transportation plan by extending the horizon year in accordance with 23 CFR 450.324(c).
 - ii. FDOT is the sponsor of a Group Transit Asset Management plan for subrecipients of Section 5311 and 5310 grant funds. The Tier II providers of public transportation may choose to participate in FDOT's group plan or to establish their own targets. FDOT will notify MPOs and those participating Tier II providers following establishment of transit-related targets. Each Tier II provider will provide written notice to the appropriate MPO and FDOT when it establishes targets. This notice will provide the final targets and the date the final targets were established, which will begin the 180-day period within which the MPO must establish its transit-related performance targets. MPOs may choose to update their targets when the Tier II provider(s) updates theirs, or when the MPO amends its long-range transportation plan by extending the horizon year in accordance with 23 CFR 450.324(c).
 - iii. FDOT will draft and certify a Public Transportation Agency Safety Plan for any small public transportation providers (defined as those who are recipients or subrecipients of federal financial assistance under 49 U.S.C. 5307, have one hundred (100) or fewer vehicles in peak revenue service, and do not operate a rail fixed guideway public transportation system). FDOT will coordinate with small public transportation providers on selecting statewide public transportation safety performance targets, with the exception of any small operator that notifies FDOT that it will draft its own plan.
 - iv. All other public transportation service providers that receive funding under 49 U.S. Code Chapter 53 (excluding sole recipients of sections 5310 and/or 5311 funds) will provide written notice to the appropriate MPO and FDOT when they establish public transportation safety performance targets. This notice will provide the final targets and the date the final targets were established, which will begin the 180-day period within which the MPO must establish its transit safety

performance targets. MPOs may choose to update their targets when the provider(s) updates theirs, or when the MPO amends its long-range transportation plan by extending the horizon year in accordance with 23 CFR 450.324(c).

- v. If the MPO chooses to support the asset management and safety targets established by the provider of public transportation, the MPO will provide to FDOT and the provider of public transportation documentation that the MPO agrees to plan and program MPO projects so that they contribute toward achievement of the statewide or public transportation provider targets. If the MPO chooses to establish its own targets, the MPO will develop the target in coordination with FDOT and the providers of public transportation. The MPO will provide FDOT and the providers of public transportation documentation (typically in the form of meeting minutes, a letter, a resolution, or incorporation in a document such as the TIP) that includes the final targets and the date the final targets were established. In cases where two or more providers operate in an MPO planning area and establish different targets for a given measure, the MPO has the options of coordinating with the providers to establish a single target for the MPO planning area, or establishing a set of targets for the MPO planning area.

3. Reporting performance targets:

- a) Reporting targets generally refers to the process used to report targets, progress achieved in meeting targets, and the linkage between targets and decision making processes FDOT will report its final statewide performance targets to the Federal Highway Administration (FHWA) and the Federal Transit Administration (FTA) as mandated by the federal requirements.
 - i. FDOT will include in future updates or amendments of the statewide long-range transportation plan a description of all applicable performance measures and targets and a system performance report, including progress achieved in meeting the performance targets, in accordance with 23 CFR 450.216(f).
 - ii. FDOT will include in future updates or amendments of the statewide transportation improvement program a discussion of the anticipated effect of the program toward achieving the state's performance targets, linking investment priorities to those performance targets, in accordance with 23 CFR 450.218 (q).
 - iii. FDOT will report targets and performance data for each applicable highway performance measure to FHWA, in accordance with the reporting timelines and requirements established by 23 CFR 490; and for each applicable public transit measure to FTA, in accordance with the reporting timelines and requirements established by 49 CFR 625 and 40 CFR 673.
- b) Each MPO will report its final performance targets as mandated by federal requirements to FDOT. To the extent practicable, MPOs will report final targets through the TIP update or other existing documents.
 - i. Each MPO will include in future updates or amendments of its metropolitan long-range transportation plan a description of all applicable performance measures

and targets and a system performance report, including progress achieved by the MPO in meeting the performance targets, in accordance with 23 CFR 450.324(f)(3-4).

- ii. Each MPO will include in future updates or amendments of its TIP a discussion of the anticipated effect of the TIP toward achieving the applicable performance targets, linking investment priorities to those performance targets, in accordance with 23 CFR 450.326(d).
 - iii. Each MPO will report target-related status information to FDOT upon request to support FDOT's reporting requirements to FHWA.
- c) Providers of public transportation in MPO planning areas will report all established transit asset management targets to the FTA National Transit Database (NTD) consistent with FTA's deadlines based upon the provider's fiscal year and in accordance with 49 CFR Parts 625 and 630, and 49 CFR Part 673.
4. Reporting performance to be used in tracking progress toward attainment of performance targets for the MPO planning area:
- a) FDOT will report to FHWA or FTA as designated, and share with each MPO and provider of public transportation, transportation performance for the state showing the progress being made towards attainment of each target established by FDOT, in a format to be mutually agreed upon by FDOT and the MPOAC.
 - b) If an MPO establishes its own targets, the MPO will report to FDOT on an annual basis transportation performance for the MPO area showing the progress being made towards attainment of each target established by the MPO, in a format to be mutually agreed upon by FDOT and the MPOAC. To the extent practicable, MPOs will report progress through existing processes including, but not limited to, the annual TIP update.
 - c) Each provider of public transportation will report transit performance annually to the MPO(s) covering the provider's service area, showing the progress made toward attainment of each target established by the provider.
5. Collection of data for the State asset management plans for the National Highway System (NHS):
- a) FDOT will be responsible for collecting bridge and pavement condition data for the State asset management plan for the NHS. This includes NHS roads that are not on the State highway system but instead are under the ownership of local jurisdictions, if such roads exist.

For more information, contact:

Mark Reichert, Administrator for Metropolitan Planning, Office of Policy Planning, Florida Department of Transportation, 850-414-4901, mark.reichert@dot.state.fl.us

Carl Mikyska, Executive Director, MPOAC, 850-414-4062, carl.mikyska@mpoac.org